



Central Union School District
Lemoore, CA

CENTRAL UNION SCHOOL DISTRICT

December 11, 2023

MINUTES

The **Annual Organizational** open public meeting of the Central Union School District Board of Trustees was held on **Monday, December 11, 2023** at District Presentation Center, 15783 18th Avenue, Lemoore, CA 93245. The Board meeting began with a preliminary open session at **5:00 p.m.** and adjourned into closed session at **5:00 p.m.** Following the closed session meeting of the Board of Trustees, the general open session was called to order at **6:01 p.m.** The meeting adjourned at **6:31 p.m.**

Any individual who requires a translator, disability-related accommodations or modifications including auxiliary aids and services in order to participate in the Board meeting should contact the Superintendent or designee in writing no later than 8:00 a.m. the day of the meeting.

Any writings or documents that are public records and are provided to a majority of the governing board regarding an open session item on this agenda are available for public inspection and may be accessed under the Board Agenda and backup information housed on the District website at www.central.k12.ca.us.

CUSD Mission Statement ~

Central Union School District seeks to be an exemplary learning community. We build the foundation of this community through meaningful relationships, relevant and engaging learning, effective communication, and providing a safe atmosphere. Each student will be treated as an individual, given the tools to be a lifelong learner, and taught to function as a member of a group and as a productive member of society. We challenge ourselves to be better than we think we can be, and advocate for the greater good of our community. Our success in this mission will build lifelong, confident learners, who have the tools necessary for success in a changing world.

1. OPEN PUBLIC SESSION:

- a. Call to Order
- b. Roll Call
- c. Flag Salute

Trustees:

Dale Davidson, Jeffrey Gilcrease, Ceil Howe III, and Sarah Strait were all present.

District Administration:

Tom Addington

Site Administration:

Akers: Heiko Sweeney, Darin Denney

Traci Fullerton
 Jared Johnson
 Karla Burgos-Rodriguez
 Teresa Santamaria
 Davinder Sidhu

Central: Anne Gonzales, David Pilcher
 Neutra: Elizabeth Alvarado, Brittany Gately
 Stratford: Christina Gonzales, Tara Taylor

All administration was present with the exception of Brittany Gately. CUSD Employee Associations' Representatives and others were in attendance.

2. PROCEDURE FOR VISITORS WHO WISH TO ADDRESS THE BOARD:

If any visitor wishes to address the Board, the request form, entitled "Request to Address the Board" should be filled out as soon as possible. **Complete the form in its entirety and give it to the Superintendent.** Persons may speak to any item on the agenda when it comes up for discussion or persons may speak during the time designated, "Courtesy to Visitors." Persons speaking to the board should understand that the Board invites your comments. Most questions asked of the Board require research and/or investigation. Therefore, the Board may respond to your questions in writing. Your input is important. However, if the comments involve a District employee or a student, the President will, at that time, explain the rights of the Speaker and the rights of the employee and/or student. Each address to the Board should not exceed five minutes in length with no more than thirty minutes per item.

3. ELECTION OF BOARD OFFICES

- a. Elected Jeffrey Gilcrease as President of the Board of Education
- b. Elected Sarah Strait as Clerk of the Board of Education

4. PRESENTATION(S):

- a. None

5. DISTRICT REPORTS:

- a. ESSER III Update provided
- b. Business Update - First Interim Report provided
- c. Superintendent Update provided

ENROLLMENT	BEG. OF YEAR 2022-2023	BEG. OF YEAR 2023-24	November 2022-2023	November 2023-2024	Transfer Students From	TOTAL
AKERS	672	651	690	650	LESD	26
CENTRAL	226	227	248	219	HANFORD	4
NEUTRA	413	428	434	431	OTHER	4

STRATFORD	283	278	293	292	Intra-District	4
TOTAL	1594	1584	1665	1592	TOTAL	38

6. **COURTESY TO VISITORS:** None

7. **CORRESPONDENCE AND BOARD INFORMATION:**

a. School Newsletters

8. **CONSENT AGENDA**

- a. Approved minutes of the regular board meeting of November 13, 2023
- b. Approved separations:
 - i. 13-11/23
 - ii. 14-11/23
- c. Approved the following administrators as teacher evaluators: Tom Addington, Elizabeth Alvarado, Karla Burgos-Rodriguez, Darin Denney, Brittany Gately, Anne Gonzales, Christina Gonzales, David Pilcher, Davinder Sidhu, Heiko Sweeney and Tara Taylor
- d. Approved Davinder Sidhu to direct the District Civil Rights Plan and oversee compliance, and authorization
- e. Approved Tom Addington (or Superintendent's Designee) to serve as the District Safety Officer, and authorization to serve as the Injury and Illness Prevention Director
- f. Approved extension to contract with Kings County Office of Education for internet services
- g. Approved updated ESSER III Expenditure Plan
- h. Approved Amended Memorandum of Understanding with Kings County Office of Education for ELPAC & CAASPP Training and Support
- i. Approved Agreement with Tulare County Office of Education regarding Impact Teacher Credential Program
- j. Approved Renewal Agreement with University of Massachusetts regarding intern teachers
- k. Approved Annual Microsoft Subscription
- l. Approved Filemaker Pro Annual License
- m. Approved Technology Surplus Request
- n. Approved Downey Unified School District and Apple "Piggyback" consent for direct purchase agreement

Approved items a) through n)

Motion: Ceil Howe, III

Seconded: Dale Davidson

Dale Davidson	Vote: AYE	Ceil Howe, III	Vote: AYE
Jeffrey Gilcrease	Vote: AYE	Sarah Strait	Vote: AYE

9. **OLD BUSINESS:**

- a. None

10. **NEW BUSINESS**

- a. Announcements were made from closed session.

President Jeffrey Gilcrease announced that during the closed session with a vote of 4-0 the Board has approved the unpaid leave request for Employee #15-12/23. The Superintendent or his designee is directed to take the necessary steps to notify the employee of this action.

Trustee Ceil Howe, III announced a decision from closed session that based upon violation of Education Code Section 48900(c), it was moved to expel student **E-12-11-2023**, from the Central Union Elementary School District through June 7, 2024.

Further, it was recommended that the student may return and enroll at a different school site within the District under a suspended expulsion order beginning on January 8, 2024. Upon student's return to campus, the site will develop a behavior contract for student **E-12-11-2023**, including satisfactory attendance, appropriate behavior, satisfactory grades, and counseling with the District counselor or psychologist. If the student fails to follow any condition of the behavior contract, the expulsion order will be reinstated.

Mr. Howe further announced a decision from closed session that based upon violation of Education Code Section 48900(c), it was moved to expel student **F-12-11-2023**, from the Central Union Elementary School District through June 7, 2024.

Further, it was recommended that the student may return and enroll at a different school site within the District under a suspended expulsion order beginning on January 8, 2024. Upon student's return to campus, the site will develop a behavior contract for student **F-12-11-2023**, including satisfactory attendance, appropriate behavior, satisfactory grades, and counseling with the District counselor or psychologist. If the student fails to follow any condition of the behavior contract, the expulsion order will be reinstated.

- b. Approved November 2023 District warrants
c. Approved November 2023 Fiscal Position Reports for General Fund and Cafeteria Fund

One motion was made for items b and c

Motion: Ceil Howe, III

Seconded: Dale Davidson

Dale Davidson Vote: AYE
Jeffrey Gilcrease Vote: AYE

Cecil Howe, III Vote: AYE
Sarah Strait Vote: AYE

11. **BOARD MEMBER COMMENTS:** None

12. **CLOSED SESSION**

The closed session of the Board of Trustees will be held to consider the following:

- a. Student Discipline and Other Confidential Student Matters - Consider expulsion of case #E-12-11-2023 (Gov. Code §35146)
- b. Student Discipline and Other Confidential Student Matters - Consider expulsion of case #F-12-11-2023 (Gov. Code §35146)
- c. Personnel (Gov. Code §54957)

Respectively submitted,



President



Clerk



CENTRAL UNION SCHOOL DISTRICT

December 11, 2023

AGENDA

The **Annual Organizational** open public meeting of the Central Union School District Board of Trustees will be held on **Monday, December 11, 2023** at District Presentation Center, 15783 18th Avenue, Lemoore, CA 93245. The Board meeting will begin with a preliminary open session at **5:00 p.m.** and adjourn into closed session. Following the closed session meeting of the Board of Trustees, the general open session will be called to order at **6:00 p.m.**

Any individual who requires a translator, disability-related accommodations or modifications including auxiliary aids and services in order to participate in the Board meeting should contact the Superintendent or designee in writing no later than 8:00 a.m. the day of the meeting.

Any writings or documents that are public records and are provided to a majority of the governing board regarding an open session item on this agenda are available for public inspection and may be accessed under the Board Agenda and backup information housed on the District website at www.central.k12.ca.us.

CUSD Mission Statement ~

Central Union School District seeks to be an exemplary learning community. We build the foundation of this community through meaningful relationships, relevant and engaging learning, effective communication, and providing a safe atmosphere. Each student will be treated as an individual, given the tools to be a lifelong learner, and taught to function as a member of a group and as a productive member of society. We challenge ourselves to be better than we think we can be, and advocate for the greater good of our community. Our success in this mission will build lifelong, confident learners, who have the tools necessary for success in a changing world.

1. OPEN PUBLIC SESSION:

- a.** Call to Order
- b.** Roll Call
- c.** Flag Salute

Trustees:

Dale Davidson, Jeffrey Gilcrease, Ceil Howe III, and Sarah Strait

District Administration:

Tom Addington
Traci Fullerton
Jared Johnson

Site Administration:

Akers: Heiko Sweeney, Darin Denney
Central: Anne Gonzales, David Pilcher
Neutra: Elizabeth Alvarado, Brittany Gately

Karla Burgos-Rodriquez
Teresa Santamaria
Davinder Sidhu

Stratford: Christina Gonzales, Tara Taylor

CUSD Employee Associations' Representatives and others in attendance

2. PROCEDURE FOR VISITORS WHO WISH TO ADDRESS THE BOARD:

If any visitor wishes to address the Board, the request form, entitled “*Request to Address the Board*” should be filled out as soon as possible. **Complete the form in its entirety and give it to the Superintendent.** Persons may speak to any item on the agenda when it comes up for discussion or persons may speak during the time designated, “Courtesy to Visitors.” Persons speaking to the board should understand that the Board invites your comments. Most questions asked of the Board require research and/or investigation. Therefore, the Board may respond to your questions in writing. Your input is important. However, if the comments involve a District employee or a student, the President will, at that time, explain the rights of the Speaker and the rights of the employee and/or student. Each address to the Board should not exceed five minutes in length with no more than thirty minutes per item.

3. ELECTION OF BOARD OFFICES

- a. Nominate and Elect President of the Board of Education
- b. Nominate and Elect Clerk of the Board of Education

4. PRESENTATION(S):

- a. None

5. DISTRICT REPORTS:

- a. ESSER III Update (ds)
- b. Business Update - First Interim Report (ts)
- c. Superintendent Update (ta)

ENROLLMENT	BEG. OF YEAR 2022-2023	BEG. OF YEAR 2023-24	November 2022-2023	November 2023-2024	Transfer Students From	TOTAL
AKERS	672	651	690	650	LESD	26
CENTRAL	226	227	248	219	HANFORD	4
NEUTRA	413	428	434	431	OTHER	4
STRATFORD	283	278	293	292	Intra-District	4
TOTAL	1594	1584	1665	1592	TOTAL	38

6. COURTESY TO VISITORS:

7. CORRESPONDENCE AND BOARD INFORMATION:

- a. School Newsletters

8. CONSENT AGENDA

- a. Approve minutes of the regular board meeting of November 13, 2023
- b. Approve separations:
 - i. 13-11/23
 - ii. 14-11/23
- c. Approve the following administrators as teacher evaluators: Tom Addington, Elizabeth Alvarado, Karla Burgos-Rodriguez, Darin Denney, Brittany Gately, Anne Gonzales, Christina Gonzales, David Pilcher, Davinder Sidhu, Heiko Sweeney and Tara Taylor (ta)
- d. Approve Davinder Sidhu to direct the District Civil Rights Plan and oversee compliance, and authorization (ta)
- e. Approve Tom Addington (or Superintendent's Designee) to serve as the District Safety Officer, and authorization to serve as the Injury and Illness Prevention Director (ta)
- f. Approve extension to contract with Kings County Office of Education for internet services (ta)
- g. Approve updated ESSER III Expenditure Plan (ds)
- h. Approve Amended Memorandum of Understanding with Kings County Office of Education for ELPAC & CAASPP Training and Support (ds)
- i. Approve Agreement with Tulare County Office of Education regarding Impact Teacher Credential Program (ta)
- j. Approve Renewal Agreement with University of Massachusetts regarding intern teachers (ta)
- k. Approve Annual Microsoft Subscription (jj)
- l. Approve Filemaker Pro Annual License (jj)
- m. Approve Technology Surplus Request (jj)
- n. Approve Downey Unified School District and Apple "Piggyback" consent for direct purchase agreement (jj)

Approve items a) through n)

9. OLD BUSINESS:

- a. None

10. NEW BUSINESS

- a. Announce out any closed session decisions.

- b. Approve November 2023 District warrants (ts)
- c. Approve November 2023 Fiscal Position Reports for General Fund and Cafeteria Fund (ts)
- d. Approve Annual Developer fee report (ts)
- e. Approve 2023-2024 District First Interim Budget (ts)
- f. Approve Resolution #AA-12-11-2023 Budget Revisions (ts)
- g. Approve Resolution #BB-12-11-2023 Certification of Verified Authorized Signatures on behalf of the Board (ta)
- h. Approve the 2024-2025 School District Calendar and Certificated work year calendar (ta)
- i. Adoption of Central Union Board meeting schedule for the 2024 calendar year (ta)

11. BOARD MEMBER COMMENTS

12. CLOSED SESSION

The closed session of the Board of Trustees will be held to consider the following:

- a. Student Discipline and Other Confidential Student Matters - Consider expulsion of case #E-12-11-2023 (Gov. Code §35146)
- b. Student Discipline and Other Confidential Student Matters - Consider expulsion of case #F-12-11-2023 (Gov. Code §35146)
- c. Personnel (Gov. Code §54957)

Akers Newsletter

“Communication Builds a Community”

Admiral Akers Elementary School
Franklin & Constellation, NAS Lemoore, CA 93245

Mr. Sweeney – Principal

Mr. Denney- Assistant Principal

Http://www.akers.central.k12.ca.us/

December
2023

Office Hours:
7:00-4:00

Dec 1	1st-3rd Grade Award Assembly 1:30PM 4th-5th Grade Award Assembly 2:00PM
Dec 2	Saturday School 8:00AM-12:00PM
Dec 6	Sports Award Assembly/BBQ 11:20AM
Dec 7	Beginning Band Concert 1:30PM
Dec 9	Saturday School 10:00AM-2:00PM
Dec 12	Advanced Band & Jazz Band Concert 6:30PM
Dec 13	Polar Express Night 4:00PM
Dec 14	Kindergarten Program 1:30PM 4th-5th Grade Dance 4:00PM-5:00PM 6th-8th Grade Dance 5:00PM-6:30PM
Dec 15	Early Release 1:00PM
Dec 18- Jan 5	Winter Break- Have a Happy Holiday!

School Hours

School starts at 8:00 a.m.

Dismissal Times

Mon., Tues., Thurs., Fri.

K -2nd - 2:10 p.m.

3rd -5th - 2:25 p.m.

6th - 8th - 2:50 p.m.

Wednesday's Early Dismissal

All students are dismissed at 1:00 p.m.

Annual Marine Corps Reserve
Toys for Tots

TOYS

Akers Elementary
Drop off new unwrapped toys in the office
7am - 4pm M-F

Made with PosterMyWall.com

MOVING?

Please let Mrs. Diaz know if you are transferring 559 -998-5707
ldiaz@central.k12.ca.us

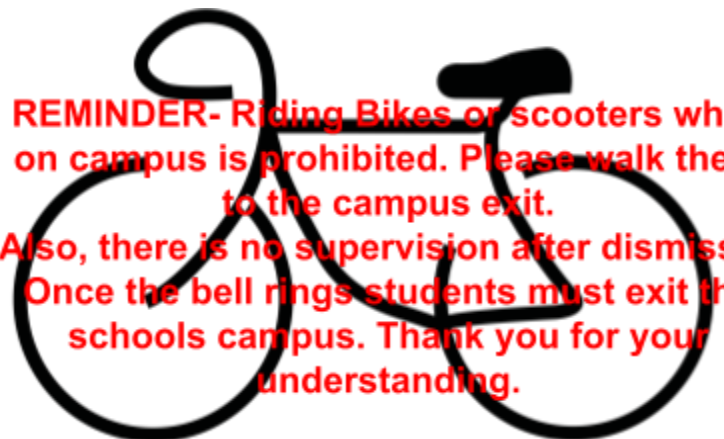


SCHOOL YEARBOOK

Akers Parents/students/staff- The Jostens online payment system was updated/corrected over Thanksgiving break and is no longer charging parents a tax on top of the yearbook cost. We apologize for the inconvenience this may have caused. All those who were charged a tax will be refunded the amount of the tax that was added to the purchase.

Winter Break
December 18-January 5
No school, enjoy the
Holidays!

REMINDER- Riding Bikes or scooters while on campus is prohibited. Please walk them to the campus exit.
Also, there is no supervision after dismissal. Once the bell rings students must exit the schools campus. Thank you for your understanding.



Order Your Akers School Yearbook Online



Step 1: Visit shop.memorybook.com



Step 2: Login if returning or new users click 'Register' to create an account using school code **246154M**

Step 3: Buy a yearbook for **\$30.00** through **04/12/2024**



If you have any questions about ordering your yearbook contact your school's yearbook advisor.



www.memorybook.com





Polar Express Pajama Party

Akers School Event Center

Wednesday, December 13th

4:00 p.m. – 5:00 p.m.

Free Train Rides and Hot Cocoa & Cookies

Pictures with Santa

Music performed by Akers Instrumental Carolers

5:00 p.m. – 6:00 p.m.

Carols, Akers Cheerleaders Dance,

Reading of The Polar Express,

Free Gift Drawings

**Enjoy a magical evening of singing,
dancing, story & special treats!**



Stratford Elementary School - December Update



December 2 nd	Saturday School
December 4 th -15 th	Winter Academic Screener, iReady
December 5 th	Soccer Games @Corcoran Drum Perk Assembly (ASP)
December 7 th	Reptile Ron Assembly (ASP)
December 11 th -15 th	Winter SEL Screener
December 13 th	Polar Express Pajama Day Student Leadership Club Meeting Ice Skating (ASP)
December 14 th	Winter Holiday Program @9AM Local SARB
Dec 18 th -Jan 5 th	Winter Break

CENTRAL ELEMENTARY SCHOOL

15783 18TH AVE
LEMOORE, CA 93245
559-924-7797 (FAX) 924-0919



ANNE GONZALES, PRINCIPAL
DAVID PILCHER, ASSISTANT PRINCIPAL



Central School December 2023

School Activities and Events:

1. December 1 Central Parent Teacher Club Meeting @8:15am in Room 1
2. December 4 IReady Winter Academic Screener for 1st -8th Grades (READING & MATH)
3. December 6 Central PTC FUNDRAISER @ Panda Express (1690 W. Lacey Blvd, Hanford) See Flyer
4. December 8 Donuts with Dads @ 7:20am in the Cafeteria
5. December 9 Saturday School
6. December 11 Winter SEL Screener for 3rd – 8th Grades
7. December 11 Holiday Dress Up Week and Santa Visits Central School (12:30pm-2:15pm)
8. December 12 Kinder/1st Grade – Pajama and Disney Movie Day in Class (Cookies and Cocoa)

2nd/3rd Grades – Pajama - Disney Movie Day in Cafeteria @ 8:15am (Cookies & Cocoa)

4th -5th Grades – Pajama - Disney Movie Day in Cafeteria @ 12:30pm (Cookies & Cocoa)
9. December 14 Winter Wonderland Movie Day for 6th-8th Grades (Cookies & Cocoa – In Class)
10. December 14 Central K- 4th Visits Santa at Akers School (Weather Permitting & More Information to Come)
11. December 15 Central K-3rd grades Wolf Pack Carolers - Parent/Family Performances TBA
STUDENTS ARE DISMISSED AT 1:00PM ON FRIDAY ONLY (12/15/23)
12. December 16 - January 7 Winter Break





/Weekly Update. 12/4/23 to 12/8/23



Neutra Jets Winter Performance for 1st-5th Grade.

12/8/23

Due to the large number of parents that we are expecting we have created suggested program times.

8:15am-9:30am Students whose last names starts with A-L

1:00pm-2:10pm Students whose last names starts with M-Z

Neutra Jets Winter Performance for Kindergarten 12/15/23 8:30-9:20 for all Kindergarten parents.



Neutra students will be practicing for the Winter Performance during school at various times throughout the day. Please make sure your students are at school on time each day as performance practice will be held at various times throughout the day.



School Menus

DECEMBER					FRIDAY
MONDAY	TUESDAY	WEDNESDAY	THURSDAY		
4 Strawberry Bagel Nuggets & Tots	5 Yogurt Parfait Stuffed Breadsticks	6 Waffles Chicken Fajitas	7 Breakfast Pizza BBQ Chicken Pasta	8 Apple Crudel Sack Lunch in Classroom	1 Scones Cheese Pizza
11 Cereal Bean & Cheese Burrito	12 Blueberry Muffin Sloppy Joe	15 Cinnamon Roll Popcorn Chicken	14 Cook's Choice Chili Dog	15 Cook's Choice Pizza	
18 NO SCHOOL WINTER BREAK	19 NO SCHOOL WINTER BREAK	20 NO SCHOOL WINTER BREAK	21 NO SCHOOL WINTER BREAK	22 NO SCHOOL WINTER BREAK	
25 NO SCHOOL WINTER BREAK	26 NO SCHOOL WINTER BREAK	27 NO SCHOOL WINTER BREAK	28 NO SCHOOL WINTER BREAK	29 NO SCHOOL WINTER BREAK	



Creating a healthier, happier nation

Healthy Snack & Beverage Ideas*

- Water
- 100% fruit juice with no added sugar
- Fat-free or low-fat milk
- Fruit smoothies (made with frozen fruit with no added sugar and fat-free or low-fat yogurt)
- 100% fruit juice slushies with no added sugar
- Fresh fruit – trays, salads or kabobs
- Fresh vegetables – trays, salads or kabobs
- Fat-free or low-fat yogurt (alone or as dip for fruits or vegetables)
- Yogurt parfaits (fat-free or low-fat yogurt, fruit and whole grain cereal or granola as topping)
- Canned fruit or fruit cups (in water, 100% fruit juice or light syrup)
- Frozen fruit or fruit cups (in water, 100% fruit juice or light syrup)
- Frosty fruits – freeze your own fruit (frozen grapes make a great summer treat!)
- Dried fruit with no added sugar
- Whole grain crackers
- Low-fat cheese (serve with fruit or whole grain crackers)
- Hummus (serve with vegetables or whole grain crackers)
- Small whole grain waffles or pancakes topped with fruit
- Whole grain pretzels (soft or crunchy)
- Low-fat or air-popped popcorn (no added butter or salt)
- Graham crackers
- Small whole grain bagels or English muffins or jelly
- Pizza (on whole grain crust with low-fat cheese and lean protein or vegetable toppings)
- Roll-ups on whole grain tortillas (fill with a lean protein such as ham or turkey, low-fat cheese, hummus, and jelly or vegetables)
- Fat-free or low-fat pudding
- Bean quesadillas or burritos made with whole grain tortillas with salsa
- Whole grain cereal bars
- Baked whole grain tortilla chips with salsa or bean dip
- Baked chips (small portions)

*Check ingredient statements and nutrition information to ensure items meet the USDA Smart Snacks in School nutrition standards. Ensure food allergies of any participants are known before serving any food item.

Pair foods together for an afternoon snack to power youth up for their activities, whether that is physical activity or educational activities. Combine a lean protein with a fruit or vegetable, such as sunflower seeds and raisins. Or a low-fat dairy food and whole-grain rich choice, like string cheese and whole grain crackers. Try low-fat dairy and fruit – yogurt and strawberries. Pair a whole-grain rich food with a lean protein by spreading hummus on a whole grain tortilla. Or serve a whole-grain rich food and vegetable, such as a whole grain cereal bar and cherry tomatoes. Get creative!

For more information on healthy snacking or finding healthy snacks and beverages, visit healthiergeneration.org



Wednesday is
**EARLY
RELEASE**





August/Sept- Respect
Spirit Rally and Dress Up Day
(Sports Day). 9/29/23



October- Kindness
Spirit Rally and Dress Up Day
(Western Day). 10/27/23



UPDATE!!!
November/Dec.
Acceptance
Spirit Rally and Dress Up Day
(PJ or Christmas PJ Day).
12/14/23



January- Teamwork
Spirit Rally and Dress Up Day
(Disney). 1/26/24



February- Honesty
Spirit Rally and Dress Up Day.
(Rainbow) 3/1/24



March/April - Friendship
Spirit Rally and Dress Up Day.
(Camo and Military) 4/26/24

Neutra Dress Up Days 23/24

Upcoming Events

- 12/4/23- Volunteer Training (2:30pm)
- 12/7/23- Christmas Performance Dress Rehearsal- (Students and Staff only)
- 12/8/23- Christmas Performance for Parents (Open to Public)
- 12/14/23- Santa Helicopter Drop (Students and Staff only)
- 12/15/23- Kindergarten Performance for Parents (Open to Public)

Elizabeth Alvarado

Elizabeth is using Smore to create beautiful newsletters

Created with  **smore**

Communicate quickly and effectively with interactive newsletters.

Smore empowers educators to connect with their community, streamline school communications, and increase engagement.

[Create a newsletter](#)

← *It's awesome and free!*



CENTRAL UNION SCHOOL DISTRICT

November 13, 2023

MINUTES

The regular open public meeting of the Central Union School District Board of Trustees was held on **Monday, November 13, 2023** at District Presentation Center, 15783 18th Avenue, Lemoore, CA 93245. The Board meeting began with a preliminary open session at **5:30 p.m.** and adjourned into closed session at **5:30 p.m.** Following the closed session meeting of the Board of Trustees, the general open session was called to order at **6:03 p.m.** The meeting was adjourned at **6:15 p.m.**

Any individual who requires a translator, disability-related accommodations or modifications including auxiliary aids and services in order to participate in the Board meeting should contact the Superintendent or designee in writing no later than 8:00 a.m. the day of the meeting.

Any writings or documents that are public records and are provided to a majority of the governing board regarding an open session item on this agenda are available for public inspection and may be accessed under the Board Agenda and backup information housed on the District website at www.central.k12.ca.us.

CUSD Mission Statement ~

Central Union School District seeks to be an exemplary learning community. We build the foundation of this community through meaningful relationships, relevant and engaging learning, effective communication, and providing a safe atmosphere. Each student will be treated as an individual, given the tools to be a lifelong learner, and taught to function as a member of a group and as a productive member of society. We challenge ourselves to be better than we think we can be, and advocate for the greater good of our community. Our success in this mission will build lifelong, confident learners, who have the tools necessary for success in a changing world.

1. OPEN PUBLIC SESSION:

- a. Call to Order
- b. Roll Call
- c. Flag Salute

Trustees:

Dale Davidson, Jeffrey Gilcrease and Sarah Strait were present. Ceil Howe III was absent.

District Administration:

Tom Addington
Traci Fullerton
Jared Johnson

Site Administration:

Akers: Heiko Sweeney, Darin Denney
Central: Anne Gonzales, David Pilcher
Neutra: Elizabeth Alvarado, Brittany Gately

Karla Burgos-Rodriquez
Teresa Santamaria
Davinder Sidhu

Stratford: Christina Gonzales, Tara Taylor

All administration was present with the exception of Anne Gonzales. CUSD Employee Associations' Representatives and others were in attendance.

2. PROCEDURE FOR VISITORS WHO WISH TO ADDRESS THE BOARD:

If any visitor wishes to address the Board, the request form, entitled “*Request to Address the Board*” should be filled out as soon as possible. **Complete the form in its entirety and give it to the Superintendent.** Persons may speak to any item on the agenda when it comes up for discussion or persons may speak during the time designated, “Courtesy to Visitors.” Persons speaking to the board should understand that the Board invites your comments. Most questions asked of the Board require research and/or investigation. Therefore, the Board may respond to your questions in writing. Your input is important. However, if the comments involve a District employee or a student, the President will, at that time, explain the rights of the Speaker and the rights of the employee and/or student. Each address to the Board should not exceed five minutes in length with no more than thirty minutes per item.

3. CONDUCT “SWEARING IN” (OATH OF OFFICE) OF BOARD MEMBER:

- a Officially Conducted Oath of Office - Thomas Addington-Superintendent
Sarah Strait, Trustee Area 3

4. PRESENTATIONS

- a. None

5. DISTRICT REPORTS:

- a. Business Services Update provided
- b. Superintendent Update provided

ENROLLMENT	BEG. OF YEAR 2022-2023	BEG. OF YEAR 2023-24	Oct 2022-2023	Oct 2023-2024	Transfer Students From	TOTAL
AKERS	672	651	691	656	LESD	26
CENTRAL	226	227	252	225	HANFORD	4
NEUTRA	413	428	436	427	OTHER	4
STRATFORD	283	278	295	289	Intra-District	4

TOTAL	1594	1584	1674	1597	TOTAL	38
-------	------	------	------	------	-------	----

6. **COURTESY TO VISITORS:** None

7. **CORRESPONDENCE AND BOARD INFORMATION:**

- a. NAFIS 2022 Fall Impact Newsletter
- b. Kings County Department of Finance Quarterly Portfolio Compliance Report
- c. School Monthly Newsletters

8. **CONSENT AGENDA:**

(at this time board members may request that an item or items be removed from the consent agenda and placed as 'new business')

- a. Approved minutes of regular board meeting of October 16, 2023
- b. Approved new hires:
 - i. Kristin Blair Health Aide II
 - ii. Anna Dobbs Specialty Instructional Aide
 - iii. Martha Medrano Cafeteria Helper
 - iv. Victoria Sandoval Payroll Technician
- c. Accepted and approved agreement with Powerschool for 24-25 enrollment registration platform
- d. Accepted and approved agreement with Provost and Pritchard to conduct Asbestos and Lead Survey for R.J. Neutra Construction/Modernization project
- e. Accepted and approved agreement with CrashPlan for cloud technical services

Approved items a) through e)

Motion: Jeffrey Gilcrease

Seconded: Sarah Strait

Dale Davidson

Vote: AYE

Ceil Howe, III

Vote: ABSENT

Jeffrey Gilcrease

Vote: AYE

Sarah Strait

Vote: AYE

9. **OLD BUSINESS:**

- a. none

10. **NEW BUSINESS**

- a. No announcements were made from closed sessions
- b. Approved October 2023 District warrants
- c. Approved October 2023 Fiscal Position Reports for General Fund and Cafeteria Fund

One motion was made for items b and c.

Motion: Jeffrey Gilcrease

Seconded: Sarah Strait

Dale Davidson Vote: AYE
Jeffrey Gilcrease Vote: AYE

Ceil Howe, III Vote: ABSENT
Sarah Strait Vote: AYE

- d. Reviewed and Approved Board Policy 6173.5 Indian Education Policies and Procedures

Motion: Jeffrey Gilcrease

Seconded: Sarah Strait

Dale Davidson Vote: AYE
Jeffrey Gilcrease Vote: AYE

Ceil Howe, III Vote: ABSENT
Sarah Strait Vote: AYE

- e. Approved annual renewal agreement with San Joaquin Valley Purchasing Co-Op for food service procurement

Motion: Jeffrey Gilcrease

Seconded: Sarah Strait

Dale Davidson Vote: AYE
Jeffrey Gilcrease Vote: AYE

Ceil Howe, III Vote: ABSENT
Sarah Strait Vote: AYE

11. BOARD MEMBER COMMENTS: None

12. CLOSED SESSION

The closed session of the Board of Trustees will be held to consider the following:

- a. Personnel (Gov. Code §54957)

Respectively submitted,

President

Clerk



Internet Access Agreement Contract Extension Contract # IA20-23 Central-ext24-25

This contract extension is being offered to Central Union School District by Kings County Office of Education pursuant to terms listed in Contract # IA20-23 Central, Section 1.0 Effective Date:

This extension should be attached to original contract.

Extended Effective Date:

The effective date of this extended agreement is from July 01, 2024 to June 30, 2025.

Internet Access Charges:

Changes reflect published rates at time of renewal as per contract provisions. Connection Type and Bandwidth Speed based on service provided at time of renewal.

Internet Access – Enterprise Class Wireless

- 1Gbps connections w/800mbps Internet Access burstable to 1Gbps.
(Akers Elementary School) ----- \$ 15,260.00
(Recurring Annual Internet Access Service)

- 1Gbps connections w/800mbps Internet Access burstable to 1Gbps.
(Neutra Elementary School) ----- \$ 15,260.00
(Recurring Annual Internet Access Service)

Internet Access Charges: (continued)

Internet Access – Transport Only

- 1Gbps Internet Access.

(Stratford Elementary School) ----- \$ 15,260.00

(Recurring Annual Internet Access Service)

Total \$ 45,780.00

Signature:

Email: taddingt@central.k12.ca.us

Tom Addington, Superintendent
Central Union School District

Signature:



Email: todd.barlow@kingsco.e.org

Todd Barlow, County Superintendent of Schools
Kings County Office of Education

Date: _____

Date: 11/14/2023

Dedicated Internet Access at a Glance for Kings County Public Schools



As one of the fastest growing segments of the Internet, educators are quickly discovering its power. In record numbers, schools are using it for basic communications, information sharing, knowledge banking, research, and instructional content. They are discovering it is far more than a communications channel. Rich in resources, the Internet is helping students, teachers, administrators, parents, and the community come together to share information and experience. KingsNet provides a comprehensive solution that enables schools to maximize the value of their Internet services at a fraction of the cost of commercial rates.

Basic Internet Access Services Includes:

- Direct, dedicated connection to the Internet, includes basic firewall protection.
- Internet Domain Name Registration - Registration of one domain name per site with appropriate Internet address/name authorities
- Collocation of equipment
- Basic CIPA Filtered Service
- Secondary Domain Name Service

High-Speed Transport Option		Basic Internet Access Pricing for Kings County K-12 Districts	
Wireless Connection Type	Speed Capability	Access Cost/Yr	One-Time Installation
Point-ToPoint	Up-to-50 Mbps	\$2,400.00	\$3,500.00

High-Speed Transport Option			Basic Internet Access Pricing for Kings County K-12 Districts	
Wireless Connection Type	Speed Capability	Burstable Capability	Access Cost/Yr	One-Time Installation
Enterprise Class	800 Mbps	1 Gigabit	\$16,000.00	\$20,000.00
Enterprise Class	1 Gigabit	10* Gigabit	\$20,000.00	\$25,000.00
##Enterprise Class	2 Gigabit	10* Gigabit	\$24,000.00	\$25,000.00

10-Gigabit Connection to Customer Network.

*Internet Access - Restricted to three Gigabit CIR.

High-Speed Transport Option		Basic Internet Access Pricing for Kings County K-12 Districts	
Connection Type	Speed Capability	Access Cost/Yr	One-Time Installation
++Fiber Optic	1 Gigabit	\$22,000.00	Call for Quote
++Fiber Optic	10* Gigabit	\$27,000.00	Call for Quote

++Fiber Optic subject to availability, additional information may be required.

*Internet Access – Restricted to three Gigabit CIR.

Internet Access options: (continued)

**Internet Access Only Pricing for Kings County K-12 Districts		
Speed Capability	Access Cost/Yr	One-Time Installation
1 Gigabit	\$16,000.00	Call for Quote
10* Gigabit	\$24,000.00	Call for Quote

**Transport to be provided by a separate entity
*Internet Access – Restricted to three Gigabit CIR.

Additional Requirements for each School/District Site:


- Local Area Network
- Layer 3 device for Local Area Network

For additional information contact: Edward Bonham
Ph. (559) 584-1441 ext. 7095
E-mail: info@kingscoe.org
Kings County Office of Education
1144 W. Lacey Blvd., Hanford, CA 93230



Thomas Addington
Superintendent

15783 18th Avenue
Lemoore, CA 93245
Telephone (559) 924-3405
Fax (559) 924-1153



Board Members
Dale Davidson
Jeffrey Gilcrease
Ceil Howe, III
Sarah Strait

To: Tom Addington, Superintendent
From: Davinder Sidhu, Assistant Superintendent
Teresa Santamaria, Chief Business Official
Date: December 6, 2023

X	Action (Consent or New Business)
	Information

Item:

Update the Elementary and Secondary School Emergency Relief (ESSER III) Expenditure Plan.

Rationale/Purpose:

ESSER III (Elementary and Secondary School Emergency Relief) plans are considered fluid and can be revised. The flexibility to adapt and revise plans is crucial, especially in the dynamic and ever-changing landscape of education, as circumstances, needs, and priorities may evolve over time. Revisions to ESSER III plans may be necessary due to many factors such as changes in guidance, shifts in educational priorities, emerging challenges faced by students and educators, or updated federal or state regulations. School districts are encouraged to regularly assess the effectiveness of their plans and make adjustments as needed best to address the unique needs of their students and community.

Adjustments to the ESSER-III plan include:

- Expand action description under health protocol implementation (ESSER 1.1) to include identification of critical infrastructure needs, including but not limited to facility needs which address student health and welfare safety, and allocate ESSER funds strategically to address HVAC and facilities repairs and improvement needs projects based on urgency and impact on the learning environment
- Modify action description under (ESSER 2.2) to adjust language to "Professional learning" from "Professional Planning Preservice Days". The current ESSER III plan has limited professional learning expenditures to preservice days. This language modification will incorporate additional expenses beyond those preservices days in order to address learning loss needs and classroom training for staff.
- Adjust language of mental health supports (ESSER 3.2) to include language to "develop access and services" for School based and/or outside Mental Health Professionals (i.e., contracted services) to provide additional SEL support during this time of higher than normal social, emotional, and behavioral needs.

- Expand (ESSER 3.3) to incorporate the utilization of ESSER funds for expenses related to educational technology (including hardware, software, and connectivity) for students served by the District which aids in regular and substantive educational interactions between students and teachers and supports District initiatives of iReady assessments and interventions as addressed in ESSER 2.1.

Fiscal Impact:

None. The ESSER allocation funds have been received, the revisions to the actions will allow expenditures to support the plan items which meet requirements of the ESSER guidelines.

Recommendation:

Accept and approve modified ESSER III plan.



ESSER III Expenditure Plan

Local Educational Agency (LEA) Name	Contact Name and Title	Email and Phone
Central Union Elementary Sch Dist	Davinder Sidhu	dsidhu@central.k12.ca.us 5599243405

School districts, county offices of education, or charter schools, collectively known as LEAs, that receive Elementary and Secondary School Emergency Relief (ESSER) funds under the American Rescue Plan Act, referred to as ESSER III funds, are required to develop a plan for how they will use their ESSER III funds. In the plan, an LEA must explain how it intends to use its ESSER III funds to address students’ academic, social, emotional, and mental health needs, as well as any opportunity gaps that existed before, and were worsened by, the COVID-19 pandemic. An LEA may also use its ESSER III funds in other ways, as detailed in the Fiscal Requirements section of the Instructions. In developing the plan, the LEA has flexibility to include community input and/or actions included in other planning documents, such as the Local Control and Accountability Plan (LCAP), provided that the input and actions are relevant to the LEA’s Plan to support students.

For more information please see the Instructions.

Other LEA Plans Referenced in this Plan

Plan Title	Where the Plan May Be Accessed
CUSD Local Control and Accountability Plan 2021	CUSD Website: http://www.central.k12.ca.us/UserFiles/Servers/Server_4550549/File/LCAP/CUSD-LCAP_2021-22.pdf
Expanded Learning Opportunities Grant Plan 2021	CUSD Website: http://www.central.k12.ca.us/UserFiles/Servers/Server_4550549/File/Curriculum/2021_Expanded_Learning_Opportunities_Grant_Plan_20210518.pdf

Summary of Planned ESSER III Expenditures

Below is a summary of the ESSER III funds received by the LEA and how the LEA intends to expend these funds in support of students.

Total ESSER III funds received by the LEA

\$2,775,765

Plan Section	Total Planned ESSER III
Strategies for Continuous and Safe In-Person Learning	\$260,550
Addressing Lost Instructional Time (a minimum of 20 percent of the LEAs ESSER III funds)	\$1,302,565
Use of Any Remaining Funds	\$1,212,674

Total ESSER III funds included in this plan

2,745,801

Community Engagement

An LEA’s decisions about how to use its ESSER III funds will directly impact the students, families, and the local community. The following is a description of how the LEA meaningfully consulted with its community members in determining the prevention and mitigation strategies, strategies to address the academic impact of lost instructional time, and any other strategies or activities to be implemented by the LEA. In developing the plan, the LEA has flexibility to include input received from community members during the development of other LEA Plans, such as the LCAP, provided that the input is relevant to the development of the LEA’s ESSER III Expenditure Plan.

For specific requirements, including a list of the community members that an LEA is required to consult with, please see the Community Engagement section of the Instructions.

A description of the efforts made by the LEA to meaningfully consult with its required community members and the opportunities provided by the LEA for public input in the development of the plan.

The district utilized community input gathered during in the development of the 2021-22 LCAP and the ELO in conjunction with additional input sought for the ESSER III plan to achieve meaningful consultation. The district’s process to consult with groups includes consultation through meetings with a variety of committees/stakeholder groups, as well as, Local Surveys for Parents/Guardians, Staff (Classified and

Certificated), and students. A variety of modes are used to provide notification of opportunities including email, mail, phone calls, and Parent Square.

STUDENTS

Students K-8 participate in a survey each year to provide input, concerns and recommendations on the district's programs and services. Students representing all schools and all of the district's student groups participate in this survey.

FAMILIES

The district seeks to engage all families in meaningful consultation. For families that speak a language other than English, translation is provided as need for meetings, engagement opportunities, notifications, agendas and the local survey.

DISTRICT ADVISORY COMMITTEE (DAC) - The district maintains a District Advisory Committee that meets regularly throughout the year, providing input into the district's programs and services for students. The committee includes site administrators and parent representatives. Members come from (and therefore represent) each school site, all grade levels, all socioeconomic levels and ethnicities. The committee includes parents representing English Learners, children with disabilities, homeless, foster youth, migratory students, and other underserved children. Therefore, the members of our DAC fully consider the perspectives and insights of each of the required community members in identifying the strengths and needs of the district, especially as they relate to the COVID10 pandemic, utilizing those perspectives and insights as they give input and make recommendations.

DISTRICT ENGLISH LEARNER ADVISORY COMMITTEE (DELAC)

The District English Learner Advisory Committee (DELAC) is comprised of a majority of parents of students who are English Learners. DELAC meets regularly throughout the school year. The committee focuses on the unique needs of students who are English Learners across the district. Regardless of the specific plan or funding sources, DELAC gives input and recommendations on programs, services and actions to meet the needs of English Learners (academic and social-emotional). DELAC members represent the district's different sites, grade levels, all socioeconomic levels and ethnicities, families of English Learners, students with disabilities, migrant, and foster or homeless. Members consider the perspectives and insights as they make recommendations on programs, services and actions.

INDIAN EDUCATION COUNSEL (IEC)

The district participates in the Indian Education Counsel (IEC) on the Santa Rosa Rancheria (SRR). Members of the counsel include SRR employees, parents, and a district employee from both Lemoore High School District and Central Union. The members represent and consider the perspectives and insights of the Santa Rosa Rancheria community and the Native American student group. The focus of this counsel is the success and unique needs of Native American Students. The members of this review district data comparing the progress of the Native American student to the All Students group. They give input and make recommendations to address those unique needs through the programs, services, and actions, the district implements.

PARENT/GUARDIAN LOCAL SURVEY

Parents/Guardians from all sites participate in an online survey each year in which they voice their opinions or concerns and make recommendations on the district's programs and services. Translated surveys are available for families who speak a language other than English. Devices are available at each site for parents to take the survey or paper copies are available if needed. Parents/families received

ESSER III Funds background information and appropriate uses. They were asked to provide guidance on how the district should prioritize the use of these funds through a survey provided digitally through Parent Square.

TEACHERS, OTHER EDUCATORS, SCHOOL STAFF, LOCAL BARGAINING UNITS

Teachers, other educators, and school staff participate in an online Local Survey annually to provide input and make recommendations. Meetings are scheduled to provide information and gather additional perspectives and insights from the Bargaining Units. District Staff (Teachers, Other Educators, School Staff, Bargaining Unit Members) received ESSER III Funds background information and appropriate uses. They were asked to provide guidance on how the district should prioritize the use of these funds through a survey provided digitally through Parent Square.

DISTRICT ADMINISTRATORS, SPECIAL EDUCATION ADMINISTRATORS, PRINCIPALS/SCHOOL LEADERS

The District Administrative Team (District Administrators, Special Education Administrator, Principals, and Assistant Principals) meets regularly throughout the school year. At these meetings, the Admin. Team conducts analysis of the district's student achievement data, school climate data and data showing the students' social emotional needs. Team members come from (and therefore represent) the different sites which comprise the district. They analyze the strengths and areas of need, consider the perspectives and insights of each of the required community groups, and the students (students who are low-income, English Learners, students of color, foster youth, homeless, students with disabilities, and migratory students) as they strategically plan for student success.

Members of the District Administrative Team participate in the annual Local Survey giving input and making recommendations on the programs, services and actions of the district. They also received ESSER III Funds background information and appropriate uses. They were asked to provide guidance on how the district should prioritize the use of these funds through a survey provided digitally through Parent Square. The Team met to analyze the data, priorities, and actions needed in the ESSER III Plan.

ALL STAKEHOLDERS AND MEMBERS OF THE PUBLIC

The drafted ESSER III Expenditure Plan was posted on the District website for stakeholder and public comment. Opportunity for Public Comment provided at the CUSD Board Meeting on October 18, 2021.

A description of how the development of the plan was influenced by community input.

Community input shared through the Stakeholder Engagement Process including LCAP, ELO, and ESSER continue to have 3 consistent themes: (1) Student Learning Loss, (2) Safety for In-Person Learning, and (3) Social-Emotional concerns resulting from COVID19 pandemic. All three of these clear priorities are addressed within the ESSER III Plan.

FAMILIES/FAMILIES THAT SPEAK A LANGUAGE OTHER THAN ENGLISH

Families' identified the following priorities for ESSER III Plan (with 1 being the highest priority):

- 1-Supporting social emotional learning, counseling, mental health and wellness resources for students and staff (ESSER 3.1 and ESSER 3.2)
- 2-Implementing Key components of effective instruction in Reading, Language Arts, and Math (ESSER 2.2)
- 3-Providing additional learning opportunities during the school year (ESSER 2.1 and ESSER 2.3)
- 4-Making facility improvements and upgrades to HVAC (ESSER 1.1)

TEACHERS AND OTHER EDUCATORS

Teachers and Other Educators identified the following priorities for ESSER III Plan (with 1 being the highest priority):

- 1-Supporting social emotional learning, counseling, mental health and wellness resources for students and staff (ESSER 3.1 and ESSER 3.2)
- 2-Delivering classroom interventions and individualized supports (ESSER 2.1 and ESSER 2.3)

Teachers had 2 priorities tie for their third priority.

- 3-Implementing Key components of effective instruction in Reading, Language Arts, and Math (ESSER 2.2)
- 3-Providing additional learning opportunities during the school year (ESSER 2.1 and ESSER 2.3)

SCHOOL STAFF

School Staff identified the following priorities for ESSER III Plan (with 1 being the highest priority):

- 1-Supporting social emotional learning, counseling, mental health and wellness resources for students and staff (ESSER 3.1 and ESSER 3.2)
- 2-Providing additional learning opportunities during the school year (ESSER 2.1 and ESSER 2.3)

School Staff had 2 priorities tie for their third priority.

- 3-Implementing Key components of effective instruction in Reading, Language Arts, and Math (ESSER 2.2)
- 3-Making facility improvements and upgrades to HVAC (ESSER 1.1)

DISTRICT ADMINISTRATORS, SPECIAL EDUCATION ADMINISTRATOR, PRINCIPALS/SCHOOL LEADERS

Administrators identified the following priorities for ESSER III Plan (with 1 being the highest priority):

- 1-Supporting social emotional learning, counseling, mental health and wellness resources for students and staff (ESSER 3.1 and ESSER 3.2)
- 2-Delivering classroom interventions and individualized supports (ESSER 2.1 and ESSER 2.3)
- 3-Implementing Key components of effective instruction in Reading, Language Arts, and Math (ESSER 2.2)

Administrators had 2 priorities tie for their third priority.

- 4-Making facility improvements and upgrades to HVAC (ESSER 1.1)
- 4-Developing Family Engagement options (ESSER 3.2)

STUDENTS

Student surveys indicated the ongoing need for actions addressing the social, emotional and mental health needs of students. (ESSER 3.1 and ESSER 3.2)

Students indicate the need for time - time in class, time with their teacher, time with other students. (ESSER 1.1, ESSER 3.1, and ESSER 3.2)

Student feedback also includes the need for engaging instructional opportunities (ESSER 2.2) and additional help (ESSER 2.1 and 2.3)

CONTINUOUS SAFE IN-PERSON LEARNING

Making facility improvements and upgrades to HVAC was overall the fifth priority, but in the top four for 75% of stakeholder groups.

A sample of comments:

- Improving the cooling system (classified)
- More sanitizing areas (parent)
- High levels of filtration and improved air quality (parent)

- Safety and sanitation (parent)
- Safety of students and staff is a priority (parent)
- Updating heating and cooling (parent)

RESULTING IN:

ESSER 1.1 Implementing Health Protocols

ADDRESSING THE IMPACT OF LOST INSTRUCTIONAL TIME

Implementing Key components of effective instruction in Reading, Language Arts, and Math

Providing additional learning opportunities during the school year

Delivering classroom interventions and individualized supports

A sample of comments:

- Temporary Aide positions or extended hours to help with small group instruction with math similar to reading. (teacher)
- Hire more Instructional aides for small group (teacher)
- Hire paraprofessionals (teacher)
- I believe we need more staff (teacher)
- More support staff (teacher)
- I think additional support staff/instructional aides allows for more one on one support and small groups (teacher)
- Priority should be getting kids caught up (parent)
- Tutoring after school

RESULTING IN:

ESSER 2.1 iReady

ESSER 2.2 Professional Planning Preservice Days

ESSER 2.3 Temporary Additional Instructional Aides Hours

ANY REMAINING FUNDS

Supporting social emotional learning, counseling, mental health and wellness resources for students and staff was the number 1 priority overall, as well as, for each of the Stakeholder groups. Understanding that these needs must be addressed in order to successfully address the impact of lost instructional time, the District is committed to meeting those needs.

RESULTING IN:

ESSER 3.1 Social Emotional (SEL) Training

ESSER 3.2 School Mental Health Professional

Actions and Expenditures to Address Student Needs

The following is the LEA’s plan for using its ESSER III funds to meet students’ academic, social, emotional, and mental health needs, as well as how the LEA will address the opportunity gaps that existed before, and were exacerbated by, the COVID-19 pandemic. In developing the plan, the LEA has the flexibility to include actions described in existing plans, including the LCAP and/or Expanded Learning Opportunity (ELO) Grant Plan, to the extent that the action(s) address the requirements of the ESSER III Expenditure Plan.

For specific requirements, please refer to the Actions and Expenditures to Address Student Needs section of the Instructions.

Strategies for Continuous and Safe In-Person Learning

A description of how the LEA will use funds to continuously and safely operate schools for in-person learning in a way that reduces or prevents the spread of the COVID-19 virus.

Total ESSER III funds being used to implement strategies for continuous and safe in-person learning

\$260,550

Plan Alignment (if applicable)	Action Title	Action Description	Planned ESSER III Funded Expenditures
LCAP 1.1	ESSER 1.1 Implementing Health Protocols	Action includes (1) Implementing strategies aligned to CDC and Kings County Department of Health guidance on things such as, but not limited to, PPE, sanitation, social distancing, and student cohorts. (2) The district will maintain Inspect, test, maintain, repair, and or upgrade the components of HVAC (heating, ventilation, and air conditioning) systems, as needed, to improve Indoor Air Quality. (3) Identify and address critical infrastructure needs, including but not limited to roofing & insulation, and allocate ESSER funds strategically to address HVAC and facilities improvement needs projects based on urgency and impact on the learning environment	\$260,550

Addressing the Impact of Lost Instructional Time

A description of how the LEA will use funds to address the academic impact of lost instructional time.

Total ESSER III funds being used to address the academic impact of lost instructional time

\$1,302,553

Plan Alignment (if applicable)	Action Title	Action Description	Planned ESSER III Funded Expenditures
LCAP 3.3 and ELO 1	ESSER 2.1 iReady	i-Ready is a comprehensive assessment and instruction program. Diagnostic data resulting from the adaptive assessment results in Personalized Instruction based on an individual student's specific needs. Differentiated instruction is provided through online lessons including tailored instruction and practice for each student to accelerate growth. In-the-moment resources are provided for teachers for further reteaching and individualization. Available to student during and beyond school days and hours. (Research-based and evidence gathered meets criteria for ESSA Level 3: Promising Evidence with Favorable Effects.)	\$565,733
LCAP 3.1	ESSER 2.2 Professional Development Planning and Learning	Professional learning expenditures to include Preservice Days, Three (3) Pre-Services Days 2022-23, 2023-24, and 2024-25. Training in cognitive planning and time for planning with colleagues and support focusing on the 4 questions of Professional Learning Communities (PLCs), and additional professional development activities during the year to support and enhance literacy and learning loss recovery.	\$712,151
LCAP 3.6 Instructional Aides	ESSER 2.3 Temporary Additional Instructional Aide Hrs.	Action will temporarily provide for additional Instructional Aide hours to support acceleration and intervention of learning for students. Activities may include, but are not limited to, supervision and support of students independently engaged in online personalized lessons and adaptive diagnostic assessments, additional small group instruction necessary due to COVID cohort needs, and additional	\$24,669

Plan Alignment (if applicable)	Action Title	Action Description	Planned ESSER III Funded Expenditures
		support needed with students returning from short-term IPS due to quarantine requirements.	

Use of Any Remaining Funds

A description of the how the LEA will use any remaining ESSER III funds, as applicable.

Total ESSER III funds being used to implement additional actions

\$1,212,662

Plan Alignment (if applicable)	Action Title	Action Description	Planned ESSER III Funded Expenditures
LCAP 2.2 and 2.3	ESSER 3.1 Social Emotional (SEL) Training	All Staff (certificated, classified, and management) will have the opportunity to participate in Social Emotional (SEL) Training. Action comprised of 2 components: (1)informative half-day session exploring the importance of Social Emotional and Academic Learning strategies and building skills in classrooms and school sites to actively engage students and prepare them to be successful. Half-day session is followed by 7 check-ins throughout the year to support staff and continue learning. (2) Self-paced online modules (12) available over 2 years for completion. Modules focus on both Social, Emotional, and Academic Learning as it relates to both themselves and students.	\$498,580
LCAP 2.1, 2.2 and 2.3	ESSER 3.2 School Mental Health Professional	Develop access and services with School based and/or outside Mental Health Professionals (i.e., contracted services) to provide additional SEL support during this time of higher than normal social, emotional, and behavioral needs. Services may include, but not limited, to SEL lessons, small groups, and family engagement, direct student support services	\$93,542

Plan Alignment (if applicable)	Action Title	Action Description	Planned ESSER III Funded Expenditures
LCAP 3.2	ESSER 3.3 Educational Technology	Purchasing educational technology (including hardware, software, and connectivity) for students served by the District that aids in regular and substantive educational interactions between students and teachers	\$620,540

Ensuring Interventions are Addressing Student Needs

The LEA is required to ensure its interventions will respond to the academic, social, emotional, and mental health needs of all students, and particularly those students most impacted by the COVID–19 pandemic. The following is the LEA’s plan for ensuring that the actions and expenditures in the plan are addressing the identified academic, social, emotional, and mental health needs of its students, and particularly those students most impacted by the COVID–19 pandemic.

Action Title(s)	How Progress will be Monitored	Frequency of Progress Monitoring
ESSER 1.1 Implementing Health Protocols	<p>SUMMARY OF ACTION Action includes: (1) strategies aligned to CDC and Kings County Department of Health guidance. (2) Monitoring, maintenance, repair or upgrades to improve indoor air quality.</p> <p>HOW WILL PROGRESS BE MONITORED The district has regular facilities walk throughs to monitor and address concerns and work orders.</p> <p>The Facility Inspection Tool (FIT) is completed during an annual inspection conducted by the District reporting any deficiencies.</p> <p>Student Attendance is monitored for improvement due to implementation of health & safety protocols</p>	<p>Walk throughs occur monthly.</p> <p>Facility Inspection Tool (FIT) is completed annually.</p> <p>Attendance is monitored at least monthly at the District Level. Attendance monitoring ongoing at the Site Level.</p>

Action Title(s)	How Progress will be Monitored	Frequency of Progress Monitoring
<p>ESSER 2.1 iReady</p>	<p>SUMMARY OF ACTION Online adaptive diagnostic assessment with data resulting in lessons tailored to each student to accelerate learning. Teacher resources for additional reteaching and individualization are included.</p> <p>HOW WILL PROGRESS BE MONITORED iReady includes an adaptive diagnostic assessment and online lesson mastery Assessments. When mastery of standards/skills/concepts are not demonstrated, lessons are locked and the teacher is alerted to provide addition review and instruction for the student.</p> <p>Renaissance STAR Reading and Math assessments are administered Fall, Winter, and Spring as a district wide screener.</p> <p>.</p>	<p>iReady Assessment Diagnostic Assessment - 3 times per year Lesson Mastery Assessments - Ongoing</p> <p>Renaissance STAR Reading and Math Administered: Fall, Winter, and Math</p>
<p>ESSER 2.2 Professional Planning Preservice Days</p>	<p>SUMMARY OF ACTION Three 'voluntary/non-mandatory' pre-service days (each year for 3 years) for cognitive planning for student learning focusing on the 4 questions of PLCs.</p> <p>HOW WILL PROGRESS BE MONITORED Teachers administer formative and common formative assessments in their classrooms. These measures will inform them on the impact of planning on student learning.</p> <p>Site Administrators are in classrooms on a regular bases. observations both in walk throughs and formal observations will indicate</p>	<p>Formative and Common Formative Assessments are ongoing.</p> <p>Administrator observations and walk throughs are ongoing.</p> <p>Renaissance STAR Reading and Math Administered: Fall, Winter, and Math.</p>

Action Title(s)	How Progress will be Monitored	Frequency of Progress Monitoring
	<p>the level of implementation from the training and planning time as well as the impact on instruction and learning.</p> <p>Renaissance STAR Reading and Math assessments are administered Fall, Winter, and Spring district wide.</p>	
<p>ESSER 2.3 Temporary Additional Instructional Aide hrs.</p>	<p>SUMMARY OF ACTION Temporarily provide additional Instructional Aide hours to support acceleration and intervention of learning for students. Supporting students online independently, small group instruction, individual students, and students returning from quarantine.</p> <p>HOW WILL PROGRESS BE MONITORED Student progress in closing learning loss gaps will be monitored both in iReady and STAR Assessments.</p> <p>Student mastery of standards as measured by iReady's Diagnostic Assessment (adaptive), progress in concepts/lessons, and Lesson Mastery data will provide progress monitoring data.</p> <p>Renaissance STAR Reading and Math assessments are administered Fall, Winter, and Spring as a district wide screener demonstrating student progress.</p>	<p>iReady Concept/Lesson progress - Ongoing iReady Assessments Diagnostic Assessment - 3 times per year Lesson Mastery Assessments - Ongoing</p> <p>Renaissance STAR Reading and Math Administered: Fall, Winter, and Math</p>
<p>ESSER 3.1 Social Emotional (SEL) Training</p>	<p>SUMMARY OF ACTION Staff will participate in in-person Social Emotional (SEL) Training. Opportunity to complete non-mandatory/voluntary online SEL focused modules over the course 2 years.</p>	<p>Referrals, Suspensions, Reduced Chronic Absenteeism, and Attendance are monitored on an ongoing basis at the site level with data being review among district wide administrators monthly.</p>

Action Title(s)	How Progress will be Monitored	Frequency of Progress Monitoring
	<p>HOW WILL PROGRESS BE MONITORED</p> <p>Rate of Staff completion of modules. Reduced incidences of Referrals. Reduced Suspensions. Reduced Chronic Absenteeism Increased Attendance. SEL Student Screener</p>	<p>The SEL Student Screener is administered 3 times per year - Fall, Winter, and Spring.</p>
<p>ESSER 3.2 School Mental Health Professional</p>	<p>SUMMARY OF ACTION Hire School Mental Health Professional to address additional SEL needs and Parent Connection Management.</p> <p>HOW WILL PROGRESS BE MONITORED Reduced incidences of Referrals. Reduced Suspensions. Reduced Chronic Absenteeism Increased Attendance. SEL Student Screener</p>	<p>Referrals, Suspensions, Reduced Chronic Absenteeism, and Attendance are monitored on an ongoing basis at the site level with data being review among district wide administrators monthly.</p> <p>The SEL Student Screener is administered 3 times per year - Fall, Winter, and Spring.</p>
<p>ESSER 3.1 Technology</p>	<p>SUMMARY OF ACTION Provision of current technology for students to pair with ESSER 2.1</p>	<p>Daily access via iReady intervention use, teacher schedules, scheduled access for ongoing assessment periods</p>

ESSER III Expenditure Plan Instructions

Introduction

School districts, county offices of education (COEs), or charter schools, collectively known as local educational agencies (LEAs), that receive Elementary and Secondary School Emergency Relief (ESSER) funds under the American Rescue Plan (ARP) Act, referred to as ESSER III funds, are required to develop a plan for how they will use ESSER III funds to, at a minimum, address students' academic, social, emotional, and mental health needs, as well as the opportunity gaps that existed before, and were exacerbated by, the COVID-19 pandemic.

The plan must be adopted by the local governing board or body of the LEA at a public meeting on or before October 29, 2021 and must be submitted for review and approval within five days of adoption. A school district must submit its ESSER III Expenditure Plan to its COE for review and approval; a COE must submit its plan to the California Department of Education for review and approval. A charter school must submit its plan to its chartering authority for review and to the COE of the county in which the charter school operates for review and approval.

In addition, consistent with the requirements of the ARP, Volume 86, *Federal Register*, page 21201, April 22, 2021, the ESSER III Expenditure Plan must be:

- Written in an understandable and uniform format;
- Written in a language that parents can understand, to the extent practicable;
 - If it is not practicable to provide written translations to a parent with limited English proficiency, the plan must be orally translated for parents
- Provided in an alternative format to a parent who is an individual with a disability as defined by the Americans with Disabilities Act, upon request; and
- Be made publicly available on the LEA's website.

For additional information regarding ESSER III funding please see the ARP Act Funding web page at

<https://www.cde.ca.gov/fg/cr/arpact.asp>.

For technical assistance related to the completion of the ESSER III Expenditure Plan, please contact EDReliefFunds@cde.ca.gov.

Fiscal Requirements

- The LEA must use at least 20 percent (20%) of its ESSER III apportionment for expenditures related to addressing the academic impact of lost instructional time through the implementation of evidence-based interventions, such as summer learning or summer enrichment, extended day, comprehensive afterschool programs, or extended school year programs.
 - For purposes of this requirement, "evidence-based interventions" include practices or programs that have **evidence** to show that they are effective at producing results and improving outcomes when implemented. This kind of evidence has generally been produced through formal studies and research. There are four tiers, or levels, of evidence:

- **Tier 1 – Strong Evidence:** the effectiveness of the practices or programs is supported by one or more well-designed and well-implemented randomized control experimental studies.
 - **Tier 2 – Moderate Evidence:** the effectiveness of the practices or programs is supported by one or more well-designed and well-implemented quasi-experimental studies.
 - **Tier 3 – Promising Evidence:** the effectiveness of the practices or programs is supported by one or more well-designed and well-implemented correlational studies (with statistical controls for selection bias).
 - **Tier 4 – Demonstrates a Rationale:** practices that have a well-defined logic model or theory of action, are supported by research, and have some effort underway by a State Educational Agency, LEA, or outside research organization to determine their effectiveness.
- **For additional information please see the Evidence-Based Interventions Under the ESSA web page at <https://www.cde.ca.gov/re/es/evidence.asp>.**
- The LEA must use the remaining ESSER III funds consistent with section 2001(e)(2) of the ARP Act, including for:
 - Any activity authorized by the Elementary and Secondary Education Act (ESEA) of 1965;
 - Any activity authorized by the Individuals with Disabilities Education Act (IDEA);
 - Any activity authorized by the Adult Education and Family Literacy Act;
 - Any activity authorized by the Carl D. Perkins Career and Technical Education Act of 2006;
 - Coordination of preparedness and response efforts of LEAs with State, local, Tribal, and territorial public health departments, and other relevant agencies, to improve coordinated responses among such entities to prevent, prepare for, and respond to COVID-19;
 - Activities to address the unique needs of low-income students, students with disabilities, English learners, racial and ethnic minorities, homeless students, and foster youth, including how outreach and service delivery will meet the needs of each population;
 - Developing and implementing procedures and systems to improve the preparedness and response efforts of LEAs;
 - Training and professional development for staff of the LEA on sanitation and minimizing the spread of infectious diseases;
 - Purchasing supplies to sanitize and clean the facilities of an LEA, including buildings operated by such agency;
 - Planning for, coordinating, and implementing activities during long-term closures, including providing meals to eligible students, providing technology for online learning to all students, providing guidance for carrying out requirements under IDEA, and ensuring other educational services can continue to be provided consistent with all Federal, State, and local requirements;
 - Purchasing education technology (including hardware, software, and connectivity) for students who are served by the LEA that aids in regular and substantive educational interaction between students and their classroom instructors, including low-income students and children with disabilities, which may include assistive technology or adaptive equipment;
 - Providing mental health services and supports, including through the implementation of evidence-based full-service community schools;
 - Planning and implementing activities related to summer learning and supplemental after school programs, including providing classroom instruction or online learning during the summer months and addressing the needs of underserved students;

- Addressing learning loss among students, including underserved students, by:
 - Administering and using high-quality assessments that are valid and reliable, to accurately assess students' academic progress and assist educators in meeting students' academic needs, including through differentiated instruction,
 - Implementing evidence-based activities to meet the comprehensive needs of students,
 - Providing information and assistance to parents and families of how they can effectively support students, including in a distance learning environment, and
 - Tracking student attendance and improving student engagement in distance education;

Note: A definition of “underserved students” is provided in the Community Engagement section of the instructions.

- School facility repairs and improvements to enable operation of schools to reduce risks of virus transmission and exposure to environmental health hazards, and to support student health needs;
- Inspection, testing, maintenance, repair, replacement, and upgrade projects to improve the indoor air quality in school facilities, including mechanical and nonmechanical heating, ventilation, and air conditioning systems, filtering, purification and other air cleaning, fans, control systems, and window and door replacement;
- Developing strategies and implementing public health protocols including, to the greatest extent practicable, policies in line with guidance from the Centers for Disease Control and Prevention (CDC) for the reopening and operation of school facilities to effectively maintain the health and safety of students, educators, and other staff;
- Other activities that are necessary to maintain the operation of and continuity of services in LEAs and continuing to employ existing staff of the LEA.

Other LEA Plans Referenced in this Plan

In developing the plan, the LEA has flexibility to include community input and/or actions included in other planning documents, such as the Local Control and Accountability Plan (LCAP) and/or the Expanded Learning Opportunities (ELO) Grant Plan, provided that the input and/or actions address the requirements of the ESSER III Expenditure Plan.

An LEA that chooses to utilize community input and/or actions from other planning documents must provide the name of the plan(s) referenced by the LEA and a description of where the plan(s) may be accessed by the public (such as a link to a web page or the street address of where the plan(s) are available) in the table. The LEA may add or delete rows from the table as necessary.

An LEA that chooses not to utilize community input and/or actions from other planning documents may provide a response of “Not Applicable” in the table.

Summary of Expenditures

The Summary of Expenditures table provides an overview of the ESSER III funding received by the LEA and how the LEA plans to use its ESSER III funds to support the strategies and interventions being implemented by the LEA.

Instructions

For the ‘Total ESSER III funds received by the LEA,’ provide the total amount of ESSER III funds received by the LEA.

In the Total Planned ESSER III Expenditures column of the table, provide the amount of ESSER III funds being used to implement the actions identified in the applicable plan sections.

For the ‘Total ESSER III funds included in this plan,’ provide the total amount of ESSER III funds being used to implement actions in the plan.

Community Engagement

Purpose and Requirements

An LEA’s decisions about how to use its ESSER III funds will directly impact the students, families, and the local community, and thus the LEA’s plan must be tailored to the specific needs faced by students and schools. These community members will have significant insight into what prevention and mitigation strategies should be pursued to keep students and staff safe, as well as how the various COVID–19 prevention and mitigation strategies impact teaching, learning, and day-to-day school experiences.

An LEA must engage in meaningful consultation with the following community members, as applicable to the LEA:

- Students;
- Families, including families that speak languages other than English;
- School and district administrators, including special education administrators;
- Teachers, principals, school leaders, other educators, school staff, and local bargaining units, as applicable.

“Meaningful consultation” with the community includes considering the perspectives and insights of each of the required community members in identifying the unique needs of the LEA, especially related to the effects of the COVID-19 pandemic. Comprehensive strategic planning will utilize these perspectives and insights to determine the most effective strategies and interventions to address these needs through the programs and services the LEA implements with its ESSER III funds.

Additionally, an LEA must engage in meaningful consultation with the following groups to the extent that they are present or served in the LEA:

- Tribes;
- Civil rights organizations, including disability rights organizations (e.g. the American Association of People with Disabilities, the American Civil Liberties Union, National Association for the Advancement of Colored People, etc.); and
- Individuals or advocates representing the interests of children with disabilities, English learners, homeless students, foster youth, migratory students, children who are incarcerated, and other underserved students.
 - For purposes of this requirement “underserved students” include:
 - Students who are low-income;

- Students who are English learners;
- Students of color;
- Students who are foster youth;
- Homeless students;
- Students with disabilities; and
- Migratory students.

LEAs are also encouraged to engage with community partners, expanded learning providers, and other community organizations in developing the plan.

Information and resources that support effective community engagement may be found under *Resources* on the following web page of the CDE’s website: <https://www.cde.ca.gov/re/lc>.

Instructions

In responding to the following prompts, the LEA may reference or include input provided by community members during the development of existing plans, including the LCAP and/or the ELO Grant Plan, to the extent that the input is applicable to the requirements of the ESSER III Expenditure Plan. Descriptions provided should include sufficient detail yet be sufficiently succinct to promote a broad understanding among the LEA’s local community.

A description of the efforts made by the LEA to meaningfully consult with its required community members and the opportunities provided by the LEA for public input in the development of the plan.

A sufficient response to this prompt will describe how the LEA sought to meaningfully consult with its required community members in the development of the plan, how the LEA promoted the opportunities for community engagement, and the opportunities that the LEA provided for input from the public at large into the development of the plan.

As noted above, a description of “meaningful consultation” with the community will include an explanation of how the LEA has considered the perspectives and insights of each of the required community members in identifying the unique needs of the LEA, especially related to the effects of the COVID-19 pandemic.

A description of the how the development of the plan was influenced by community input.

A sufficient response to this prompt will provide clear, specific information about how input from community members and the public at large was considered in the development of the LEA’s plan for its use of ESSER III funds. This response must describe aspects of the ESSER III Expenditure Plan that were influenced by or developed in response to input from community members.

- For the purposes of this prompt, “aspects” may include:
 - Prevention and mitigation strategies to continuously and safely operate schools for in-person learning;

- Strategies to address the academic impact of lost instructional time through implementation of evidence-based interventions (e.g. summer learning or summer enrichment, extended day, comprehensive afterschool programs, or extended school year programs);
- Any other strategies or activities implemented with the LEA’s ESSER III fund apportionment consistent with section 2001(e)(2) of the ARP Act; and
- Progress monitoring to ensure interventions address the academic, social, emotional, and mental health needs for all students, especially those students disproportionately impacted by COVID-19

For additional information and guidance, please see the U.S. Department of Education’s Roadmap to Reopening Safely and Meeting All Students’ Needs Document, available here: <https://www2.ed.gov/documents/coronavirus/reopening-2.pdf>.

Planned Actions and Expenditures

Purpose and Requirements

As noted in the Introduction, an LEA receiving ESSER III funds is required to develop a plan to use its ESSER III funds to, at a minimum, address students’ academic, social, emotional, and mental health needs, as well as the opportunity gaps that existed before, and were exacerbated by, the COVID-19 pandemic.

Instructions

An LEA has the flexibility to include actions described in existing plans, including the LCAP and/or ELO Grant Plan, to the extent that the action(s) address the requirements of the ESSER III Expenditure Plan. When including action(s) from other plans, the LEA must describe how the action(s) included in the ESSER III Expenditure Plan supplement the work described in the plan being referenced. The LEA must specify the amount of ESSER III funds that it intends to use to implement the action(s); these ESSER III funds must be in addition to any funding for those action(s) already included in the plan(s) referenced by the LEA. Descriptions of actions provided should include sufficient detail yet be sufficiently succinct to promote a broad understanding among the LEA’s local community.

Strategies for Continuous and Safe In-Person Learning

Provide the total amount of funds being used to implement actions related to Continuous and Safe In-Person Learning, then complete the table as follows:

- If the action(s) are included in another plan, identify the plan and provide the applicable goal and/or action number from the plan. If the action(s) are not included in another plan, write “N/A”.
- Provide a short title for the action(s).
- Provide a description of the action(s) the LEA will implement using ESSER III funds for prevention and mitigation strategies that are, to the greatest extent practicable, in line with the most recent CDC guidance, in order to continuously and safely operate schools for in-person learning.

- Specify the amount of ESSER III funds the LEA plans to expend to implement the action(s); these ESSER III funds must be in addition to any funding for those action(s) already included in the plan(s) referenced by the LEA.

Addressing the Impact of Lost Instructional Time

As a reminder, the LEA must use not less than 20 percent of its ESSER III funds to address the academic impact of lost instructional time. Provide the total amount of funds being used to implement actions related to addressing the impact of lost instructional time, then complete the table as follows:

- If the action(s) are included in another plan, identify the plan and provide the applicable goal and/or action number from the plan. If the action(s) are not included in another plan, write “N/A”.
- Provide a short title for the action(s).
- Provide a description of the action(s) the LEA will implement using ESSER III funds to address the academic impact of lost instructional time through the implementation of evidence-based interventions, such as summer learning or summer enrichment, extended day, comprehensive afterschool programs, or extended school year programs.
- Specify the amount of ESSER III funds the LEA plans to expend to implement the action(s); these ESSER III funds must be in addition to any funding for those action(s) already included in the plan(s) referenced by the LEA.

Use of Any Remaining Funds

After completing the Strategies for Continuous and Safe In-Person Learning and the Addressing the Impact of Lost Instructional Time portions of the plan, the LEA may use any remaining ESSER III funds to implement additional actions to address students’ academic, social, emotional, and mental health needs, as well as to address opportunity gaps, consistent with the allowable uses identified above in the Fiscal Requirements section of the Instructions. LEAs choosing to use ESSER III funds in this manner must provide the total amount of funds being used to implement actions with any remaining ESSER III funds, then complete the table as follows:

- If the action(s) are included in another plan, identify the plan and provide the applicable goal and/or action number from the plan. If the action(s) are not included in another plan, write “N/A”.
- Provide a short title for the action(s).
- Provide a description of any additional action(s) the LEA will implement to address students’ academic, social, emotional, and mental health needs, as well as to address opportunity gaps, consistent with the allowable uses identified above in the Fiscal Requirements section of the Instructions. If an LEA has allocated its entire apportionment of ESSER III funds to strategies for continuous and safe in-person learning and/or to addressing the impact of lost instructional time, the LEA may indicate that it is not implementing additional actions.
- Specify the amount of ESSER III funds the LEA plans to expend to implement the action(s); these ESSER III funds must be in addition to any funding for those action(s) already included in the plan(s) referenced by the LEA. If the LEA it is not implementing additional actions the LEA must indicate “\$0”.

Ensuring Interventions are Addressing Student Needs

The LEA is required to ensure its interventions will respond to the academic, social, emotional, and mental health needs of all students, and particularly those students most impacted by the COVID–19 pandemic, including students from low-income families, students of color, English learners, children with disabilities, students experiencing homelessness, children in foster care, and migratory students.

The LEA may group actions together based on how the LEA plans to monitor the actions' progress. For example, if an LEA plans to monitor the progress of two actions in the same way and with the same frequency, the LEA may list both actions within the same row of the table. Each action included in the ESSER III Expenditure Plan must be addressed within the table, either individually or as part of a group of actions.

Complete the table as follows:

- Provide the action title(s) of the actions being measured.
- Provide a description of how the LEA will monitor progress of the action(s) to ensure that they are addressing the needs of students.
- Specify how frequently progress will be monitored (e.g. daily, weekly, monthly, every 6 weeks, etc.).

California Department of Education
June 2021



ES-359

2023-2024

MEMORANDUM OF UNDERSTANDING

AMENDED

between **KINGS COUNTY OFFICE OF EDUCATION**
and **CENTRAL UNION ELEMENTARY DISTRICT**

Agreement for Consultative Services/Academic and Learning Support:

ELPAC & CAASPP Training and Support

THIS agreement is made and entered into by and between the Kings County Office of Education, herein after called **KCOE** and **CENTRAL UNION ELEMENTARY DISTRICT**, herein after called the **DISTRICT**. **DISTRICT** and **KCOE** are authorized under Education Code Sections 10400 and 10401 to enter into cooperative agreements for improvement of local education program.

WHEREAS, **DISTRICT** and **KCOE** desire to enter into this agreement for services, herein after called the **AGREEMENT** upon the terms, covenants, and conditions, and for the consideration as set forth below:

- The term shall be from July 1, 2023 through June 30, 2024
- If **DISTRICT** believes that **KCOE** is not performing their responsibilities, **DISTRICT** shall notify **KCOE** in writing

KCOE:

- Shall provide consultant(s) for up to **two and a half (2.5) days** to train/coach staff in ELPAC & CAASPP Training and Support; with **one and a half (1.5) days** of planning/preparation
 - o **One (1) consultant for one and a half (1.5) days plus 1 day planning/preparation**
 - o **One (1) consultant for one (1) day plus ½ day planning/preparation**
- Days of service to include, as determined by the district, training and support aligned with ELPAC and CAASPP coordination

THE DISTRICT:

- Shall work with **KCOE** consultant(s) to determine the dates of service for **up to two and a half (2.5) days**. Days of service can include full (8-hour) days, half (4-hour) days, and/or a combination thereof; with **one and a half (1.5) days** of planning/preparation for each consultant

- Shall pay **KCOE** the amount of up to **\$4,800.00** for services provided by **KCOE** consultant(s); **KCOE** days are equivalent to a daily rate of \$1,200.00 per consultant and prorated equivalent to \$600.00 for one half day per consultant
- Will be invoiced for the actual number of service days provided upon the last day of training or by two billing periods, wherein half of the contracted amount will be billed no later than November 15, 2023 and actual number of service days provided will be billed no later than May 1, 2024
- Shall pay **KCOE** for any scheduled days/times, unless notice of cancellation is given one (1) business day prior. This will be charged according to the daily rate for any scheduled full or half days. If the required notice is given, an attempt will be made to replace the canceled time with another time, as agreed upon by both parties. No guarantee can be made that a replacement date will be available due to **KCOE**'s other commitments, but efforts will be made to reschedule
- May be charged a \$30.00 per participant materials fee for training materials for the school year. Materials fees will be invoiced in full by the first billing period
- May be charged a planning/prep time fee needed for up to one (1) day of Professional Development. Planning and preparation time is considered a consulting activity, is billed at the consulting rate calculated at \$600.00 (.5 per consulting day), and will be billed in full by the first billing period

CONTRACT TERMS AND CONDITIONS:


- This **AGREEMENT** is written for developing sustainability of effective reform for positive change at CENTRAL UNION ELEMENTARY DISTRICT
- Any changes must be submitted in writing within 30 days in advance of proposed changes and must be mutually agreed upon by both parties
- The DISTRICT agrees to the terms and conditions set forth in this agreement

KINGS COUNTY OFFICE OF EDUCATION:


 Joy Santos, Assistant Superintendent of Educational Services

10/12/23
 Date

CENTRAL UNION ELEMENTARY DISTRICT:


 Tom Addington, Superintendent

11/14/23
 Date

SCOPE OF SERVICES - EXHIBIT A

1. RESPONSIBILITIES OF DISTRICT:

(Please provide a detailed description of services and deliverables to be provided by Central Union Elementary School District.)

See attached Exhibits A and B

2. RESPONSIBILITIES OF SUPERINTENDENT:

(Please provide a list of items The Tulare County Superintendent of Schools will furnish.)

See attached Exhibits A and C

FEE SCHEDULE

The contract total for services to be provided are estimated to be

The following fee structure for participating in the program applies: The cost will be \$1,500 per intern. The Employing Agency will be billed in fiscal year 2024 for the interns who are in the program during the 2023-2024 academic year (regardless of the IMPACT intern's start date).

Due to local control funding formula, the TCOE IMPACT District Intern Program no longer receives state funding to support intern programs. Funding has been redirected towards local control funds. Districts can use funds from Title II, Educator Effectiveness for this fee. Additionally, districts can charge interns to support supervision of new teachers as per California ED CODE 44462.

including travel or other expenses.

Payment will be by the job or day unless specified otherwise in a fee schedule attached to this document.

Exhibit (A)	Exhibit A - Recitals.pdf	161.62KB
Exhibit (B)	Exhibit B - District Scope of Services.pdf	175.46KB
Exhibit (C)	Exhibit C - Program Sponsor Scope of Services.pdf	198.54KB
Exhibit (D)		

AGENCY AGREEMENT 240563

THIS AGREEMENT, is entered into between the **Tulare County Superintendent of Schools**, referred to as **SUPERINTENDENT** and **Central Union Elementary School District**, referred to as **DISTRICT**.

ACCORDINGLY, IT IS AGREED:

1. TERM: This Agreement shall become

effective as

8/1/2023

and shall expire on

6/30/2024

2. **SERVICES:** DISTRICT shall provide services as set forth: (See attached Scope of Services - Exhibit A for details. The Exhibit A is made part of this Agreement by reference.)

3. **COST OF SERVICES:** DISTRICT shall pay SUPERINTENDENT for the actual cost of such services to the extent they are allowable not to exceed the sum of

sum of \$ 1,500.00

4. **METHOD OF PAYMENT:**

- a. SUPERINTENDENT must submit itemized invoices to DISTRICT for the cost of the services.
- b. SUPERINTENDENT is responsible for maintaining verifiable records for all expenditures.

5. **INDEMNIFICATION:** SUPERINTENDENT and DISTRICT shall hold each other harmless, defend and indemnify their respective agents, officers and employees from and against any liability, claims, actions, costs, damages or losses of any kind, including death or injury to any person and/or damage to property, arising out of the activities of SUPERINTENDENT or DISTRICT or their agents, officers and employees under this Agreement. This indemnification shall be provided by each party to the other party regarding its own activities undertaken pursuant to this Agreement, or as a result of the relationship thereby created, including any claims that may be made against either party by any taxing authority asserting that an employer-employee relationship exists by reason of this Agreement, or any claims made against either party alleging civil rights violations by such party under Government Code section 12920 et seq. (California Fair Employment and Housing Act). This indemnification obligation shall continue beyond the term of this Agreement as to any acts or omissions occurring under this Agreement or any extension of this Agreement.

6. **TERMINATION:** Either party may terminate this Agreement without cause by giving thirty (30) calendar days advance written notice to the other party.

THE PARTIES, having read and considered the above provisions indicate their agreement by their authorized signatures below.

DISTRICT
Thomas Addington
Central Union Elementary School District
15783 18th Ave.
Lemoore, CA 93245

SUPERINTENDENT
Tim A. Hire, Superintendent
Tulare County Superintendent of
Schools
Tulare County Office of Education
P.O. Box 5091
Visalia CA 93278-5091

SUPERINTENDENT

Signature

Tim A. Hero

Date

11/9/2023

DISTRICT

Signature

[Handwritten Signature]

Sign

Date

11/14/23

TCOE Program Information

Contact Person:

Amber McRae

Telephone:

559-733-6506

Department/Program: New Teacher & Leadership Development

Please return an original copy to:

Tulare County Office of Education
ATTN: Internal Business Services Secretary
P.O. Box 5091
Visalia, CA 93278-5091

Recitals - Exhibit A

- A. WHEREAS, teacher intern programs are a partnership between the California Commission on Teacher Credentialing (CTC), approved Program Sponsor and the California Employing Agency that elects to employ an individual on the basis of an intern credential;
- B. WHEREAS, Superintendent is a CTC-approved Program Sponsor and District is an Employing Agency that elects to employ individuals on the basis of an intern credential;
- C. WHEREAS, all parties acknowledge that the general education District Intern Credential is valid for two years, and the education specialist District Intern Credential is valid for three years, and the program is designed to be completed in two years;
- D. WHEREAS, District acknowledges that there is a shortage of teachers and that current certificated employees will not be displaced when hiring an intern; the intern meet the *Every Student Succeeds Act* (ESSA) regulations and definitions; the intern will be placed in a classroom to assume the functions that are authorized by the regular standard credential; and the intern's services meet the instructional and/or service needs of the District;
- E. WHEREAS all parties are aware that intern credentials are limited to an EL authorization that satisfies requirements for Specially Designed Academic Instruction Delivered in English (SDAIE) and do not satisfy requirements to teach ELD in a departmentalized setting;
- F. WHEREAS, the supervision and support of the intern is the responsibility of both the Program Sponsor and the District;
- G. WHEREAS, Superintendent and District agree to partner together to provide the program for eligible teachers working in the District;
- H. WHEREAS Intern programs are the result of a partnership between the institution who prepare teachers (Program Sponsor) and the employer. Pursuant to Section §80033 of Title 5 of the California Code of Regulations (C.C.R.), every approved intern program must have a signed agreement between the District and the Program Sponsor detailing the support and supervision that will be provided to the intern. CCTC states that the supervision and support of the intern is the responsibility of both the Commission-approved teacher preparation program and the employer. The preparation program agrees that a minimum of 6 practicum supervision visits will be conducted each semester of the program. The District agrees to provide a minimum of 5 hours per week of District-provided support and guidance which includes weekly meetings with the on-site mentor.

Exhibit B

Scope of Services: Responsibilities of District

- 1) The District will assign a representative (e.g. Assistant Superintendent or Site Principal) to act as a contact person with the Program Sponsor and complete the intern's Professional Development and Clinical Practice Plan on behalf of the District.
- 2) Clinical Practice and Fieldwork
 - a) All Interns
 - i. Within 30 days of hiring an intern, the District will identify an on-site mentor and allocate additional personnel if needed to provide on-site support for the intern.
 - ii. The on-site mentor and additional personnel working with the intern must possess a Clear or Life Credential in the same areas as the intern, have a minimum of three years of successful teacher experience, and have an English Language Authorization.
 - iii. The District will determine the terms of employment for the on-site mentor and additional personnel. It is at the discretion of the District to determine if the on-site mentor and additional personnel receive compensation, and, if so, compensation is the responsibility of the District.
 - iv. The District will ensure the on-site mentor is aware of the requirement to participate in a program sponsored orientation and training for a total of 10 hours.
 - v. The District will ensure there is protected time for the on-site mentor and additional personnel to work with the intern within the school day and school week.
 - vi. To meet the CTC Precondition 5 and CCR § 80033 requirement of 144 hours of support and supervision per year, the District will ensure that the intern receives a minimum of 5 hours of support and guidance per week with the on-site mentor and any additional personnel as appropriate. Support may include, but is not limited to, weekly course planning of curriculum and assessments, coaching in the classroom, and problem-solving regarding student issues. The intern and on-site mentor will be responsible for documenting hours of support provided by the District.
 - vii. For those interns who do not already have an English Language Authorization from a current California credential or passing score on the California Teacher of English Learners ("CTEL") exam, the District will ensure that the intern receives an additional 25 hours of the required 45

- hours per year related to working with English Learners. (For additional ideas for support, see CTC Professional Services Committee ["PSA"] 13-06 Appendix B.)
- viii. The on-site mentor and additional personnel should be immediately available to assist the intern with planning lessons that are appropriately designed and differentiated for English Learners, including assessing language needs and progress, and supporting making content instruction accessible for English Learners, e.g. through in-classroom modeling and coaching as needed.
 - ix. The District will release the intern to participate in 2 half-days to complete clinical practice and fieldwork activities.
 - x. The District will provide internet access to visiting Program Sponsor personnel.
 - xi. If the intern's employment is located more than 45 minutes away from the Program Sponsor, the District may be asked to assist in identifying a practicum supervisor.
- b) Education Specialist Interns - Mild to Moderate Support Needs, Extensive Support Needs, and Early Childhood Special Education
- i. The District will partner with the Program Sponsor to ensure that education specialist interns will be provided with a range of experience that reflects the diversity of age and grade levels, the range of federal disability categories, and the continuum of special education services.
 - ii. The District will partner with the Program Sponsor to ensure that education specialist interns will engage in early field experiences in both general education and special education settings.
- 3) Appropriate Placement of Interns
- a) The District will provide access to the intern's site administrator or evaluator for consultation with the Program Sponsor.
 - b) The District will verify and ensure that the intern's site administrator holds, at a minimum, a Preliminary Administrative Services Credential.
 - c) The District will advise site administrators against inappropriate assignment of interns to extremely challenging/complex teaching assignments and will ensure that interns are placed in classroom assignments that align with California Education Code §44326.
 - d) The District will minimize extra duty assignments for the intern.

- e) The District will ensure that the intern's assignment reflects socio-economic and cultural diversity, supports English learners and provides opportunities to work with students with disabilities in the least restrictive environment.
- f) The District will advise the site administrator that the intern requires a timely departure on the days they are participating in Program Sponsored requirements.
- 4) The District will assist the intern with meeting the student permission slip and video capture requirements for clinical practice and California Teaching Performance Assessment (CalTPA).
- 5) The District will monitor the intern's progress toward meeting the CalTPA and/or Reading Instruction Competence Assessment requirements.
- 6) If appropriate, the District will assist the Program Sponsor to establish monthly payroll deduction for the intern or encourage hired interns to make other payment arrangements to make sure their program tuition stays current.
- 7) The District will provide evaluation data as requested by the CTC and the Program Sponsor, including survey completion, demographic and/or retention information.
- 8) The District will apply all Program Sponsor units earned for the advancement of the candidate on the District salary when the preliminary credential is granted as per California Education Code §44327.

Exhibit C

Scope of Services: Responsibilities of Program Sponsor Provided by Tulare County Superintendent of Schools

- 1) The Program Sponsor will provide administration and coordination of Single Subject, Multiple Subject, Education Specialist (Mild/Moderate Support Needs, Extensive Support Needs, Early Childhood Special Educations) preliminary credentials through the Program Sponsor as approved by CCTC.
- 2) The Program Sponsor will provide all CTC-required coursework for the preliminary credential.
- 3) The Program Sponsor will maintain the intern's records and provide advisement and feedback on progress to the intern.
- 4) The Program Sponsor will ensure that the District human resources director and site administrator are informed of the intern's requirement of staying in good academic and financial standing with the program in order to continue with employment.
- 5) The Program Sponsor will provide training to administrators to acquaint them with the program goals, intern requirements, and on-site mentor and administrator responsibilities.
- 6) The Program Sponsor will be responsible for establishing effective and on-going communication with the District and Program Sponsor and District personnel (e.g. on-site mentor, practicum supervisor, site administrator, program facilitator) as appropriate to ensure a successful teaching experience for the intern.
- 7) Clinical Practice and Fieldwork
 - a) The Program Sponsor will identify a practicum supervisor and allocate additional personnel if needed to provide on-site support for the intern.
 - b) The practicum supervisor and additional personnel working with the intern will possess a Clear or Life Credential in the same area as the intern, have a minimum of three years of successful teaching experience, and have an English Language Authorization.
 - c) The Program Sponsor will provide appropriate orientation and training for the practicum supervisor and additional personnel, including, but not limited to: characteristics of coaching, time and frequency of visitations, process for documenting observations and evaluation of the intern, and training regarding the CalTPA.
 - d) The Program Sponsor will ensure that the practicum supervisor completes 12 visits each year with the intern. Support may include, but is not limited to, course

planning of curriculum and assessments, coaching through in-person and/or video-based classroom observations, and problem-solving regarding student issues. The intern and practicum supervisor will be responsible for documenting hours received from the Program Sponsor, e.g., administrators, instructors, and additional personnel.

- e) The Program Sponsor will ensure the intern receives and tracks 144 hours of general support. For interns who do not already have an English Language Authorization from a California credential or passing score on the CTEL exam, the Program Sponsor will ensure those interns receive and track 45 hours of support and supervision specific to teaching English learners pursuant to California Code of Regulations §80033.
- f) The Program Sponsor provides the on-site mentor with initial orientation to the Program Sponsor's curriculum, policies, and procedures, and provides and monitors completion of additional training in coaching and mentoring practices which totals a minimum of 10 hours.
- g) The Program Sponsor will provide on-site mentors, instructors, and practicum supervisors with training specific to the California Teaching Performance Expectations and the CalTPA.
- 8) The Program Sponsor gathers feedback from the District regarding the quality of the intern's preparation by conducting regular District partner and advisory board meetings to support the it's efforts toward continuous improvement.
- 9) The County Superintendent will submit the District intern credential application, and may provide assistance and support with other credentialing issues.



SUPERVISED INTERNSHIP AGREEMENT

Please check below all the applicable supervised internship programs in which your District will be participating with University of Massachusetts Global.

SINGLE SUBJECT	<input checked="" type="checkbox"/>	SCHOOL PSYCHOLOGY	<input type="checkbox"/>
MULTIPLE SUBJECTS	<input checked="" type="checkbox"/>	SCHOOL COUNSELING	<input type="checkbox"/>
SPECIAL EDUCATION	<input checked="" type="checkbox"/>	EDUCATION ADMINISTRATION	<input type="checkbox"/>

THIS AGREEMENT is made and entered into by and between University of Massachusetts Global hereinafter called the "UNIVERSITY," and the Central Union School District, hereinafter called "FIELDWORK SITE."

WHEREAS, an INTERN, as defined in Appendix A, is required to enroll in education courses while serving under the supervision of experienced UNIVERSITY and FIELDWORK SITE professionals, during which time the INTERN shall hold an internship credential granted by the California Commission on Teacher Credentialing, (hereinafter the "COMMISSION").

I. RESPONSIBILITIES OF THE UNIVERSITY

- A. The UNIVERSITY will assure that the student shall have completed the necessary educational prerequisites, if so required, to be eligible for supervised fieldwork. For intern teachers, this includes the minimum number of preservice hours required by the CTC for issuance of the Intern Credential.
- B. Each Intern shall apply for the Internship Credential through the Teacher Accreditation Department at University of Massachusetts Global, upon verification of employment from the School District.
- C. The UNIVERSITY shall designate a faculty or staff member to coordinate, consult, and collaborate with the classroom teacher or district designee of the FIELDWORK SITE, the activities of each student assigned to FIELDWORK SITE and student fieldwork experience.
- D. The UNIVERSITY shall complete periodic observations and/or evaluations of the student regarding his/her performance at the FIELDWORK SITE as per arrangement between the UNIVERSITY faculty or staff member and the FIELDWORK SITE supervisor.

II. RESPONSIBILITIES OF THE FIELDWORK SITE

- A. The FIELDWORK SITE shall provide field experiences in such schools or classes of the FIELDWORK SITE and under the direct supervision and instruction of such employees of the FIELDWORK SITE, as specified by the duly authorized representatives of the FIELDWORK SITE and the UNIVERSITY.
- B. The FIELDWORK SITE shall provide students with experiences with a student population that is diverse in terms of ethnicity, culture, language, socio-economics and/or special needs.
- C. The FIELDWORK SITE staff will promptly and thoroughly investigate any complaint by any participating student of unlawful discrimination or harassment at the FIELDWORK SITE or involving employees or

agents of the FIELDWORK SITE, take prompt and effective remedial action when discrimination or harassment is found to have occurred, and promptly notify the UNIVERSITY of the existence and outcome of any complaint of harassment by, against, or involving any participating student.

- D. To notify the UNIVERSITY of any change in its personnel, operation, or policies which may affect the field education experience.
- E. Comply with all federal, state and local statutes and regulations applicable to the operation of the program, including without limitation, laws relating to the confidentiality of student records.
- F. The FIELDWORK SITE staff shall comply with APPENDIX B regarding the FIELDWORK SITE's supervision of UNIVERSITY students.
- G. The FIELDWORK SITE acknowledges that each INTERN under this Agreement shall be a paid employee of the FIELDWORK SITE and thus covered under the FIELDWORK SITE'S insurance policies, including Workers' Compensation, to the extent available to other teachers. No intern shall be considered an employee or agent of University of Massachusetts Global while performing services for the District.

III. THE PARTIES MUTUALLY AGREE

- A. Neither party shall discriminate in the assignment of INTERNS on the basis of race, color, disability, gender, religion, national origin, ancestry, sexual orientation, or any other basis prohibited by law.
- B. Any failure of a party to enforce that party's right under any provision of this Agreement shall not be construed or act as a waiver of said party's subsequent right to enforce any provisions contained herein.
- C. Notices required or permitted to be provided under this Agreement shall be in writing and shall be deemed to have been duly given if mailed first class to the parties that signed this agreement and to the addresses below.

FIELDWORK SITE CONTACT INFORMATION:

Central Union School District
15783 18th Ave.
Lemoore, CA 93245
Attn: Thomas Addington
Phone: 559-924-3405

UNIVERSITY CONTACT INFORMATION:

University of Massachusetts Global
16355 Laguna Canyon Road
Irvine, CA 92618
Attn: School of Education, Dean
Fax: (800) 775-0128

- D. If any term or provision of this Agreement is for any reason held to be invalid, such invalidity shall not affect any other term or provision, and this Agreement shall be interpreted as if such term or provision had never been contained in this Agreement.
- E. In the event of any material default under this Agreement, which default remains uncured for a period of twenty-one (21) days after receipt of written notice of such default, or in the event of the loss of WASC accreditation by the UNIVERSITY, this Agreement may be immediately terminated by the non-defaulting party.
- F. This Agreement fully supersedes any and all prior agreements or understandings between the parties or any of their respective affiliates with respect to the subject matter hereof. No change, modification, addition, amendment, or supplement to this Agreement shall be valid unless set forth in writing and signed and dated by both parties hereto subsequent to the execution of this Agreement.

- G. This Agreement shall be construed in accordance with the laws of the State of California in effect at the time of the execution of this Agreement. Should either party institute legal action to enforce any obligation contained herein, it is agreed that the proper venue of such suit or action shall be Orange County, California.


IV. TERM AND TERMINATION OF AGREEMENT

- A. THE TERM of this Agreement shall be effective 11/01/2023 and shall continue in full force and effect through 11/01/2026. This Agreement may be renewed for one (1) additional term of the contract by mutual written consent of the parties.
- B. THIS AGREEMENT may be terminated by either the UNIVERSITY or the FIELDWORK SITE with or without cause upon thirty (30) days written notice provided that (subject to the other terms of this Agreement) all students performing fieldwork at the time of notice of termination are given the opportunity to complete their fieldwork at the Fieldwork Site.

SIGNATURES:

FIELDWORK SITE:

Signature:



Name:

Thomas Addington

Title:

Superintendent

Date:

11/16/23

UNIVERSITY:

Signature:

Name:

Title:

Date:

Appendix A
Definition of Internship

- A. "INTERN" is defined according to the COMMISSION as a person who is enrolled in a COMMISSION-approved internship program and is serving with an Internship Credential issued upon the recommendation of the UNIVERSITY.
- B. INTERNS shall not displace certificated FIELDWORK SITE employees. FIELDWORK SITE further agrees to provide written certification that no person with the appropriate credential, background and qualifications is interested and/or available in the position that is the subject matter of this Agreement.
- C. The internship may continue for a period of up to two years and the credential may be renewed upon a showing of good cause.
- D. The internship program is being implemented in order to provide the INTERN with an opportunity to gain field experience on a paid basis. In the event that the internship is being developed to meet an employment shortage, FIELDWORK SITE agrees to provide a statement regarding the availability of qualified, certificated individuals holding the appropriate credential.
- E. The Internship Credential is issued for service only in the FIELDWORK SITE District and the UNIVERSITY shall notify the COMMISSION of the FIELDWORK SITE'S participation.

Appendix B
Specific Supervision Requirements for Each Program

Intern Teachers:

- A. The intern assumes full teaching and legal responsibility for their classroom from the first day of the teaching assignment as a paid employee of the District for at least **one academic year**, subject to the District's personnel policies and State law(s).
- B. The intern will attend department and faculty meetings and parent-teacher conferences when appropriate. No intern may coach extracurricular activities nor be required to attend meetings that present a conflict with his/her internship responsibilities at University of Massachusetts Global.
- C. The intern is expected to attend all school and district in-service training sessions whenever possible. The intern will also attend assigned District and School orientations that occur prior to the start of the school. If there is a conflict between University and District training, University meetings shall take priority during the Internship period.
- D. Pursuant to California Education Code §44321, the supervision and support of interns is the responsibility of both the Commission-approved teacher preparation program and the employer. The Commission requires that each approved intern program must have a signed Memorandum of Understanding (MOU) outlining the respective responsibilities of the program and of the employer.

a. General Support and Supervision Provided to All Intern Teachers

The UNIVERSITY and DISTRICT together shall provide a minimum of 144 hours of support/mentoring and supervision to each intern teacher per school year including coaching, modeling, and demonstrating within the classroom, assistance with course planning and problem-solving regarding students, curriculum, and development of effective teaching methodologies. The minimum support, mentoring and supervision provided to an intern teacher who assumes daily teaching responsibilities after the beginning of a school year shall be equal to four hours times the number of instructional weeks remaining in the school year. A minimum of two hours of support/mentoring and supervision must be provided to an intern teacher every five instructional days.

- i. The UNIVERSITY shall select supervisors that have current knowledge in their subject matter area; understand the context of public schooling; ability to model best professional practices in teaching and learning, scholarship and service; knowledge about diverse abilities, cultural, language, ethnic and gender diversity; and understanding of academic standards, frameworks, and accountability systems that drive the curriculum of public schools.
- ii. The UNIVERSITY shall provide supervision and ongoing support for a minimum of 72 hours per school year. University supervisors will conduct classroom observations a minimum of four times each term that include pre and post observation discussions. Supervisors will maintain weekly contact with the intern to provide support related to planning, curriculum, and instruction in addition to problem solving regarding students.
- iii. The DISTRICT shall select mentor teachers who meet the following qualifications:
 - 1. valid corresponding Clear or Life credential in a subject area comparable to that of the intern's subject area,
 - 2. three years successful teaching experience, and
 - 3. the English Learner (EL) Authorization (if responsible for providing specified EL support).

If the mentor does not hold an EL Authorization, the district must identify an individual who does have a valid EL authorization and who is immediately available to assist the intern with planning lessons that are appropriately designed

and differentiated for English learners, for assessing language needs and progress, and to support language accessible instruction, through in-classroom modeling and coaching as needed.

- iv. The DISTRICT shall provide supervision and ongoing support for a minimum of 72 hours per school year with a minimum of two hours of support/mentoring and supervision per week. The mentor(s) role is to provide support specifically addressing issues in the intern's classroom (See Appendix B for examples of support/supervision activities). Interns without an English Language Authorization must also receive focused English Language instruction support.
- v. The UNIVERSITY shall provide orientation and training for the district mentors and university supervisors.
- vi. The UNIVERSITY provides the 10 hour CTC mandatory mentor training.
- vii. The DISTRICT requires mentors complete the CTC mandatory 10 hour training. Experienced mentors may be eligible to waive up to 8 hours of this training based on prior experience and professional development.
- viii. The University Supervisor and District Mentor shall meet together regularly with the intern to ensure the intern is following the California Teaching Performance Expectations.
- ix. The UNIVERSITY shall monitor the completion of university and employer-provided support/mentoring to ensure that interns teachers are receiving the minimum 144 hours of mentoring via forms submitted by the interns in LiveText.
- x. The District Mentor and site administrator shall participate in surveys that provide feedback to the university regarding the internship experience.
- xi. University may request use of video capture for candidate supervision, reflection, and CAL TPA completion to reflect to the extent possible Intern's knowledge, skills, and abilities to instruct TK-12 students while meeting state-adopted academic standards. School Site shall inform Teacher Education Credential Interns of video recording policies in place for the CAL TPA task video capture requirement.

b. Support and Supervision Specific to Teaching English Learners

The following additional support/mentoring and supervision shall be provided to an intern teacher who enters the program without a valid English learner authorization listed on a previously issued multiple subject, single subject, or education specialist instruction teaching credential; a valid English learner or Cross-cultural, Language and Academic Development (CLAD) authorization:

- i. The UNIVERSITY shall provide 45 hours of support/mentoring and supervision per school year, including in-classroom coaching, specific to the needs of English learners. The minimum support/mentoring and supervision provided to an intern teacher who assumes daily teaching responsibilities after the beginning of a school year shall be equal to five hours times the number of months remaining in the school year. The support/mentoring and supervision should be distributed in a manner that sufficiently supports the intern teacher's development of knowledge and skills in the instruction of English learners.

- ii. The DISTRICT shall identify an individual who will be immediately available to assist the intern teacher with planning lessons that are appropriately designed and differentiated for English learners, for assessing language needs and progress, and for support of language accessible instruction through in-classroom modeling and coaching as needed. The identified individual may be the same mentor assigned pursuant to section I above provided the individual possesses an English learner authorization and will be immediately available to assist the intern teacher. (See Appendix B for examples of support/supervision activities).
- iii. An individual who passes the California Teaching of English Learner (CTEL) examinations prior or subsequent to the issuance of the intern credential may be exempted from the additional 45 hours of support/mentoring and supervision specific to the needs of English learners.
- iv. The UNIVERSITY shall monitor the completion of university and employer-provided support/mentoring to ensure that interns teachers are receiving the minimum 45 hours of support/mentoring specific to the needs of English learners via forms submitted by the interns in LiveText.

School Counseling Fieldwork:

- A. Provide an average of one (1) hour of individual or one-and-one-half (1.5) hours of small group supervision per week from an experienced school counselor with at least two years of professional experience.
- B. The program assigns qualified supervisors and provides training based on the program's design.

Qualifications for supervisors must include, but are not limited to:

- a. Possession of a PPS School Counselor credential and a minimum of two years PPS experience as appropriate to the candidate's fieldwork setting.
- b. The University will provide materials for supervisors on training in models of supervision, the SCPEs, and program fieldwork requirements share responsibility for the quality of field experience, design of field experiences, quality of clinical progress, and assessment and verification of candidate competence.

Candidates are required to:

- c. Complete a minimum of eight hundred (800) clock hours in two of three school levels such as elementary, middle, high school with a minimum of two hundred (200) clock hours within each level. Two hundred (200) hours of the eight hundred (800) clock hours may be completed in other areas related to schools and/or counseling, such as field work hours needed for a Child Welfare and Attendance (CWA) authorization.
- d. Meet with their supervisor for one (1) hour of individual or one-and-one-half (1.5) hours of small group (limit 8 candidates per group) supervision per week. 600 clock hours are required in a public Pre-K-12 school, must be supervised by a professional who holds a valid PPS credential and is always also accessible to the candidate while the candidate is accruing fieldwork hours.

C. University Supervision Requirements include:

- e. One-and-one-half (1.5) hours per week of group supervision provided on a regular schedule throughout the field experience, usually performed by a program faculty member.

- f. The program provides preparation and continuing education for field experience supervisors on program requirements, models of supervision, and the SCPEs, in collaboration with site supervisors. Site Supervisors share responsibility for the quality of field experience, design of field experiences, quality of clinical progress, and assessment and verification of candidate competence.
- D. Provide opportunities for students to gain a broad range of experiences, including experiences in:
- a. Personal and career assessments
 - b. Personal counseling experience in either an individual or group context
 - c. Experience in School-based programs serving parents and family members
 - d. Observing classroom instruction
 - e. Attending district and school-based meetings
 - f. Mapping school-based community resources
 - g. The candidate is to perform, under supervision, the functions of school counselors in school counseling domains.
 - h. Participating in professional development activities.
 - i. Participating in individual or group supervision.
 - j. Learning about and using technology and information systems.
 - k. Learning about Individual differences and student diversity.
- E. The FIELDWORK SITE shall provide activities that occur across at minimum of two of four settings, including, (a) elementary, middle school or junior high, and (b) high school.
- F. The FIELDWORK SITE in collaboration with the UNIVERSITY will designate one school counselor who has at least two years' experience in school counseling to serve as the primary supervisor. The candidate may also work with other experienced school counselors for specific activities. In no case shall any supervisor be assigned by the FIELDWORK SITE to provide concurrent supervision for more than two candidates.
- G. The FIELDWORK SITE shall ensure that the candidate receives an average of one hour of individual or one and one-half hours of group face-to-face supervision per week, although more time may be needed, especially at the beginning of the FIELDWORK experience.
- H. The FIELDWORK SITE supervisor, in collaboration with the UNIVERSITY faculty, will complete at least one written evaluation of the student's performance near the end of each university session.
- I. The FIELDWORK SITE shall ensure that the candidate will be treated by the district as part of the professional staff and provided a supportive work environment, adequate supplies, counseling and test materials. In addition, it shall see that the candidate is encouraged to participate in district, SELPA, or county committees; and that he/she is provided release time as needed to attend professional development experiences or professional association meetings.

I. Specific Supervision Requirements School Psychology Fieldwork:

There are two required levels of field based activities. The first level, practicum, consists of a series of supervised experiences that occur prior to the culminating field experience or internship, and is conducted in field-based settings. The practicum provides for the application of pedagogical knowledge, skills and abilities as identified in the SPPEs.

- A. Provide an average of two (2) hours of individual or small group supervision per week from an experienced school psychologist.
- B. Assigned practicum supervisors must meet the following qualifications for practicum/fieldwork supervisors must include but are not limited to:
 - Minimum of 3 years of experience as professional in the field
 - Possession of a PPS School Psychology Credential

• Knowledge of context and content appropriate to the practicum experience. A field-based professional holding a current and valid credential authorizing service as a school psychologist provides direct culminating fieldwork or internship supervision.

- C. Provide experiences with a diverse student population.
- D. Provide experiences with a variety of educational programs.
- E. A minimum of twelve hundred (1,200) clock hours of field experience is required as part of the culminating fieldwork or internship according to the following guidelines:
 - i. The culminating field experience or internship is typically completed within one (1) academic year but shall be completed within no more than two (2) consecutive academic years.²
 - ii. The culminating field experience or internship must include a minimum of one thousand (1000) clock hours in a preschool –grade 12 school setting providing direct and indirect services to pupils.³
 - iii. Up to two hundred (200) hours of field experience may be acquired in other settings such as (a) private, state-approved educational programs; (b) other appropriate mental health-related program settings involved in the education of pupils; (c) relevant educational research or evaluation activities. Supervision and principal responsibility for the field experience in other settings is the responsibility of the off-campus agency.
 - iv. A written plan for the culminating field (or intern) experience is prepared and agreed upon by representatives of the local educational agency, the field (or intern) supervisor(s), and program supervisory staff. The field experience plan is completed early in the field experience and is periodically reviewed and revised by the University Supervisor along with input from the site supervisor. The plan identifies the field experience objectives, describes appropriate experiences for the achievement of the objectives across settings, and outlines the evaluation plan for determining the achievement of each objective. The plan also delineates the responsibilities of both the university and the local supervisory personnel.
- F. Provide opportunities for candidates to gain a broad range of experiences, including experiences in:
 - a. Data based decision making: Assessing and reevaluating individual pupils and their programs.
 - b. Collaboration and consultation with school personnel and participation on interdisciplinary teams.
 - c. Developing, implementing and evaluating academic and behavioral interventions.
 - d. Providing counseling and other mental health interventions.
 - e. Home, school, community collaboration: working with parents and community members.
 - f. Learning about, helping develop, or evaluating policy, practices and programs.
 - g. Participating in professional development activities.
 - h. Participating in individual or group supervision.
 - i. Learning about and using technology and information systems.
 - j. Learning about Individual differences and student diversity.
- A. The University will provide materials for supervisors on training in models of supervision, the SPPEs, and program fieldwork requirements share responsibility for the quality of field experience, design of field experiences, quality of clinical progress, and assessment and verification of candidate competence.
- B. The FIELDWORK SITE shall provide activities that occur across at minimum of two of four settings, including (a) preschool, (b) elementary, (c) middle school or junior high, and (d) high school.

- C. The FIELDWORK SITE in collaboration with the UNIVERSITY will designate one school psychologist who has at least three years' experience in School Psychology to serve as the primary supervisor. The student may also work with other experienced school psychologists for specific activities. In no case shall any supervisor be assigned by the FIELDWORK SITE to provide concurrent supervision for more than two interns or students.
- D. The FIELDWORK SITE shall ensure that the student receives an average of two hour of individual or two hours of group face-to-face supervision per week, although more time may be needed, especially at the beginning of the FIELDWORK experience.
- E. The FIELDWORK SITE supervisor, in collaboration with the UNIVERSITY faculty, will complete at least one written evaluations of the student's performance near the end of each university session.
- F. The FIELDWORK SITE shall ensure that the candidate will be treated by the district as part of the professional staff and provided a supportive work environment, adequate supplies, counseling and test materials. In addition, it shall see that the candidate is encouraged to participate in district, SELPA, or county committees; and that he/she is provided release time as needed to attend professional development experiences or professional association meetings.

School Administration Fieldwork:

- A. The FIELDWORK SITE shall provide student with individual and/or small group supervision from an experienced school administrator.
- B. The FIELDWORK SITE shall provide student with experiences with a diverse student population.
- C. The FIELDWORK SITE shall provide student with experiences with a variety of educational programs.
- D. The FIELDWORK SITE shall ensure that the student receives an average of one hour of individual and/or one and one-half hours of group face-to-face supervision per week, although more time may be needed, especially at the beginning of the FIELDWORK experience.
- E. The FIELDWORK SITE supervisor, in collaboration with the UNIVERSITY faculty, will complete at least one written evaluation of the student's performance near the end of each university semester.
- F. The FIELDWORK SITE shall ensure that the student will be treated by the FIELDWORK SITE as part of the professional staff and is provided a supportive work environment and adequate supplies. In addition, it shall see that the INTERN is encouraged to participate in district or county committees and that he/she is provided release time as needed to attend professional development experiences or professional association meetings.



Thank you for choosing CDW. We have received your quote.

Hardware Software Services IT Solutions Brands Research Hub

QUOTE CONFIRMATION

JARED JOHNSON,

Thank you for considering CDW•G for your technology needs. The details of your quote are below. **If you are an eProcurement or single sign on customer, please log into your system to access the CDW site.** You can search for your quote to retrieve and transfer back into your system for processing.

For all other customers, click below to convert your quote to an order.

Convert Quote to Order

QUOTE #	QUOTE DATE	QUOTE REFERENCE	CUSTOMER #	GRAND TOTAL
NQKM348	11/10/2023	OFFICE OVE SUBSCRIPTION	6564619	\$6,897.00

QUOTE DETAILS				
ITEM	QTY	CDW#	UNIT PRICE	EXT. PRICE
MICROSOFT 365 BUSINESS PREMIUM (S) 1 YEAR (S) 1 YR MFG. PART#: 2FJ-00005 UNSPSC: 43231513 Electronic distribution - NO MEDIA Contract: MARKET	209	2320198	\$33.00	\$6,897.00

SUBTOTAL	\$6,897.00
SHIPPING	\$0.00
SALES TAX	\$0.00
GRAND TOTAL	\$6,897.00

PURCHASER BILLING INFO	DELIVER TO
Billing Address: CENTRAL UNION SCHOOL DISTRICT ACCTS PAYABLE 15783 18TH AVE LEMOORE, CA 93245-9742 Phone: (559) 924-3405 Payment Terms: NET 30 Days-Govt/Ed	Shipping Address: CENTRAL UNION SCHOOL DISTRICT JARED JOHNSON 15783 18TH AVE LEMOORE, CA 93245-9742 Phone: (559) 924-3405 Shipping Method: ELECTRONIC DISTRIBUTION Please remit payments to: CDW Government 75 Remittance Drive Suite 1515 Chicago, IL 60675-1515



Sales Contact Info

Jeff Bauman | (866) 339-3529 | Jeff.Bauman@cdw.com

Purchase Order

Quote Date: **11/08/2023**
 Quote Number: **02578959**
 Customer PO #:
 Quote Expiration Date: **12/08/2023**

Complete all information Sign and Date at Bottom
 Fax completed form to Claris International, Inc.
 866- 335-3453
 Or contact your Sales Representative:
 Daniel Barnett
 Email: daniel_barnett@mail.claris.com
 Phone: (408) 351-1759

Bill To:

Jared Johnson
 Central Union Elementary S.D.
 IMC/DRC BUILDING
 15783 - 18TH AVE. Lemoore, California 93245
 johnson@central.k12.ca.us This email address will receive the electronic invoice PDF.

Ship To:

Jared Johnson
 Central Union Elementary S.D.
 IMC/DRC BUILDING
 15783 - 18TH AVE.
 Lemoore, California 93245
 Taxes are based on Ship To Customer Information

License To:

Jared Johnson
 Central Union Elementary S.D.
 IMC/DRC BUILDING
 15783 - 18TH AVE.
 Lemoore, California 93245
 johnson@central.k12.ca.us
 This email address will receive the electronic software download

Exempt customers are required to provide a valid tax exemption

SKU	Product	Contract	Exp	Ver	Qty	Price	Total
20FA36VL4E0278	FM 2023 Annual Users 3yr NP EDU T4			R20	50	220.00	11,000.00

Total Licenses USD 11,000.00
 Estimated Tax USD 0.00

Exempt customers are required to provide a valid tax exemption certificate.

Total USD 11,000.00

IMPORTANT: Credit Card payments accepted for pre-payment only. Invoices issued on 30-day payment terms require payment by check, bank, or ACH transfer.



Superintendent

11/16/23

Signature Required

Title

Date

Notes:

NET 30: All payments are due 30 days following Claris International Inc.'s ("Claris") invoice date. Payments are accepted via check, wire or ACH transfer only. All payments shall be made in the currency of the country in which the software is licensed and used. Applicable taxes will be added unless current tax exempt certificate is supplied. All Claris software licenses are delivered electronically. Claris does not permit returns of or provide any refunds for volume license software orders. Claris may charge interest at the maximum rate permitted by law on any overdue amounts owed to Claris. Claris shall also be entitled to collect all costs of collections amounts owned including reasonable attorney's fees. FileMaker licenses are conditioned upon your prompt and timely payment of all amounts due, and Claris reserves the right to terminate these licenses if payment is not received on a timely basis. Use of the Claris software is subject to the terms contained in the appropriate license agreements, which can be read in full at <https://www.claris.com/company/legal/> -<https://www.claris.com/company/legal/>. Your acceptance of this purchase order constitutes acceptance of Claris's offer, and constitutes a binding order that Claris will process and invoice immediately. By your acceptance, you represent and warrant that you are authorized to accept Claris's terms and conditions on behalf of your company or organization.

Thomas Addington

Superintendent

15783 18th Avenue
Lemoore, CA 93245
Telephone (559) 924-3405
Fax (559) 924-1153



Central Union School District
Lemoore, CA

Board Members

Dale Davidson
Jeffrey Gilcrease
Ceil Howe, III
Sarah Strait

DATE December 1, 2023

Action/Consent:

Approval is sought for surplus of technology equipment. Please see the Attached list of equipment and reason for surplus.

DO#	Serial#	Model	Type	Reason
11010104	C2VFG2ECDHJF	iMac 21.5' (Mid 2011)	Desktop	obsolete; not cost effective to repair
11016536	GG7ZVCE2MF3Q	iPad 7th Gen	iPad	obsolete
11013015	U4CK4400004	Epson PowerLite 99W WXGA	LCD Projector	obsolete; not cost effective to repair
11004274	FAB0538P30S	Cisco 2900XL (12 port)	Switch	obsolete
11014023	45146PLM2YVDN	Lexmark MS415DN	Printer	obsolete; not cost effective to repair
11006169	G865108VV2Q	MDF server	Server	obsolete
11013797	38C046794515040300	Lexmark CS 510DTE	Printer	obsolete; not cost effective to repair
11006192	790WC6Y	Lexmark T640	Printer	obsolete; not cost effective to repair
11014013	45146PLM2YVDH	Lexmark MS415DN	Printer	obsolete; not cost effective to repair
11006156		VCR/DVD Player	VCR/DVD Player	obsolete; not cost effective to repair
	64167FD25299	Polycom	Phone	obsolete
	SLCC2346GGV8	Cisco switch	Switch	obsolete
11013285	U4CK4Y00056	Epson PowerLite 99W	LCD Projector	obsolete; not cost effective to repair
	64167FC0ED07	Polycom	Phone	obsolete
	64167FC0F81D	Polycom	Phone	obsolete
	64167FD24F74	Polycom	Phone	obsolete
	64167FD1FED0	Polycom	Phone	obsolete
	64167FD24F95	Polycom	Phone	obsolete
11005507		DVD Player	DVD Player	obsolete; not cost effective to repair
11010048	SAS1112113908	1500VA	UPS	obsolete; not cost effective to repair
11010049	SAS1112113540	1500VA	UPS	obsolete; not cost effective to repair
11013889	5D1528T00615	External Tower Battery Pack	UPS	obsolete; not cost effective to repair
11013879	AS1541222215	APC Smart UPS 750	UPS	obsolete; not cost effective to repair
11014017	45146PLM2YKFC	Lexmark MS415DN	Printer	obsolete; not cost effective to repair

Warrant Register For Warrants Dated 11/01/2023

Warrant Number	Vendor Number	Vendor Name	Amount
12729740	4411	CROMER MATERIAL HANDLING EAST GRAYL	\$665.79
12729741	4949	DJ ROSCI L	\$150.00
12729742	417	CHRISTINA GONZALES	\$573.23
12729743	3570	NUTRIEN AG SOLUTIONS	\$76.15
12729744	725	PACIFIC GAS & ELECTRIC CO	\$5,117.92
12729745	3986	US BANK (FULLERTON)	\$1,084.42
12729746	3985	US BANK (SANTAMARIA)	\$3,521.52
12729747	1013	WEST VALLEY SUPPLY	\$470.62

Total Amount of All Warrants:

\$11,659.65



District Name: **Central Union Elementary School District**

As per the Authorized Signature Permit, the following payments are authorized as listed on the payment register.

	Warrants	8	\$11,659.65
	Credit Card Payments	0	
Grand Total for Payments Dated:	11/01/2023		\$11,659.65

Authorized Officer/Employee



Or

Board Members *

* If this option is chosen, must have a majority of board members authorization (EC 42632)

Date _____

KCOE Examination and Approval	
By _____	Date _____

This order must be returned to KCOE prior to distribution of payments.

Commercial Payment Register

For Payments Dated: 11/01/2023

Document No	Vendor No	Vendor Name	Reference No	FD - RE - PY- GO - FN - OB - SI - L1 - L2	Resource	Object	Amount
12729740	4411	CROMER MATERIAL HANDL	PO - 27493	0100-8150-0-0000-8100-560009-120-00-0000	Ongoing & Major Maint. Acct.	Outsider Services	\$665.79
Total For Fund Number: 0100							\$665.79
Total Amount of Payment:							\$665.79
12729741	4949	DJ ROSCI L	PO - 27441	0100-1100-0-1110-1000-580000-525-00-0000	State Lottery	Other Services and Operating Expenditures	\$150.00
Total For Fund Number: 0100							\$150.00
Total Amount of Payment:							\$150.00
12729742	417	GONZALES, CHRISTINA	PV - 28533	0100-1100-0-1110-2700-430000-525-00-0000	State Lottery	Materials and Supplies	\$573.23
Total For Fund Number: 0100							\$573.23
Total Amount of Payment:							\$573.23
12729743	3570	NUTRIEN AG SOLUTIONS	PO - 27057	0100-8150-0-0000-8100-430014-525-00-0000	Ongoing & Major Maint. Acct.	Maintenance Supplies	\$19.03
			PO - 27057	0100-8150-0-0000-8100-430014-222-00-0000	Ongoing & Major Maint. Acct.	Maintenance Supplies	\$19.04
			PO - 27057	0100-8150-0-0000-8100-430014-323-00-0000	Ongoing & Major Maint. Acct.	Maintenance Supplies	\$19.04
			PO - 27057	0100-8150-0-0000-8100-430014-424-00-0000	Ongoing & Major Maint. Acct.	Maintenance Supplies	\$19.04
Total For Fund Number: 0100							\$76.15
Total Amount of Payment:							\$76.15
12729744	725	PACIFIC GAS & ELECTRIC CC	PO - 27006	0100-0000-0-1110-8200-550020-323-00-0000	Unrestricted Resources	Electricity	\$24.64
			PO - 27006	0100-0000-0-1110-8200-550020-120-00-0000	Unrestricted Resources	Electricity	\$24.64
			PO - 27006	0100-0000-0-1110-8200-550020-525-00-0000	Unrestricted Resources	Electricity	\$24.64
			PO - 27006	0100-0000-0-1110-8200-550020-525-00-0000	Unrestricted Resources	Electricity	\$24.64
			PO - 27006	0100-0000-0-1110-8200-550020-525-00-0000	Unrestricted Resources	Electricity	\$52.78
			PO - 27006	0100-0000-0-1110-8200-550020-323-00-0000	Unrestricted Resources	Electricity	\$67.12
			CM - 27024	0100-0000-0-1110-8200-550020-323-00-0000	Unrestricted Resources	Electricity	-\$10.86
			CM - 27025	0100-0000-0-1110-8200-550020-525-00-0000	Unrestricted Resources	Electricity	-\$13.72
			PO - 27006	0100-0000-0-1110-8200-550020-120-00-0000	Unrestricted Resources	Electricity	\$719.37
			PO - 27006	0100-0000-0-1110-8200-550020-120-00-0000	Unrestricted Resources	Electricity	\$1,790.42
			PO - 27006	0100-0000-0-1110-8200-550020-222-00-0000	Unrestricted Resources	Electricity	\$2,414.25
Total For Fund Number: 0100							\$5,117.92
Total Amount of Payment:							\$5,117.92
12729745	3986	US BANK (FULLERTON)	PV - 28516	0100-0000-0-1110-2495-430000-121-00-0000	Unrestricted Resources	Materials and Supplies	\$123.37
			PV - 28515	0100-0000-0-1110-2495-430000-121-00-0000	Unrestricted Resources	Materials and Supplies	\$142.12
			PV - 28522	0100-0000-0-0000-7100-430000-121-00-0000	Unrestricted Resources	Materials and Supplies	\$51.69
			PV - 28519	0100-0315-0-1110-1000-430000-121-00-0000	Tier III, Professional Development Block Grant	Materials and Supplies	\$160.38
			PV - 28520	0100-0315-0-1110-1000-430000-121-00-0000	Tier III, Professional Development Block Grant	Materials and Supplies	\$70.87
			PV - 28518	0100-1100-0-1110-1000-430000-525-00-0000	State Lottery	Materials and Supplies	\$535.99

Commercial Payment Register
For Payments Dated: 11/01/2023

Document No	Vendor No	Vendor Name	Reference No	FD - RE - PY- GO - FN - OB - SI - L1 - L2	Resource	Object	Amount
Total For Fund Number: 0100							\$1,084.42
Total Amount of Payment:							\$1,084.42
12729746	3985	US BANK (SANTAMARIA)	PV - 28529	0100-0000-0-0000-7100-430000-121-00-0000	Unrestricted Resources	Materials and Supplies	\$16.29
			PV - 28514	0100-0000-0-1110-8200-430012-120-00-0000	Unrestricted Resources	Custodian Supplies	\$21.56
			PV - 28528	0100-0000-0-1110-8200-430014-120-00-0000	Unrestricted Resources	Maintenance Supplies	\$553.62
			PV - 28532	0100-0000-0-0000-7200-520000-121-00-0000	Unrestricted Resources	Travel and Conferences	\$305.00
			PV - 28530	0100-1100-0-1110-1000-430001-424-00-0000	State Lottery	Instructional Materials/Classroom	\$179.40
			PV - 28521	0100-7032-0-0000-8500-640000-525-00-0000	Child Nutrition: Kitchen Infrastructure & Training Funds 2022	Equipment	\$440.00
			PV - 28517	0100-8150-0-0000-8100-430014-120-00-0000	Ongoing & Major Maint. Acct.	Maintenance Supplies	\$96.50
Total For Fund Number: 0100							\$1,612.37
12729746	3985	US BANK (SANTAMARIA)	PV - 28523	1300-5310-0-0000-3700-530000-000-00-0000	Child Nutrition - School Programs	Dues and Memberships	\$526.00
			PV - 28524	1300-5310-0-0000-3700-530000-000-00-0000	Child Nutrition - School Programs	Dues and Memberships	\$350.00
			PV - 28525	1300-5310-0-0000-3700-530000-000-00-0000	Child Nutrition - School Programs	Dues and Memberships	\$350.00
			PV - 28526	1300-5310-0-0000-3700-530000-000-00-0000	Child Nutrition - School Programs	Dues and Memberships	\$350.00
			PV - 28531	1300-5310-0-0000-3700-430000-000-00-0000	Child Nutrition - School Programs	Materials and Supplies	\$187.15
			PV - 28527	1300-5310-0-0000-3700-530000-000-00-0000	Child Nutrition - School Programs	Dues and Memberships	\$146.00
Total For Fund Number: 1300							\$1,909.15
Total Amount of Payment:							\$3,521.52
12729747	1013	WEST VALLEY SUPPLY	PV - 28534	0100-8150-0-0000-8100-430014-120-00-0000	Ongoing & Major Maint. Acct.	Maintenance Supplies	\$5.52
			PO - 27052	0100-8150-0-0000-8100-430014-525-00-0000	Ongoing & Major Maint. Acct.	Maintenance Supplies	\$69.77
			PO - 27052	0100-8150-0-0000-8100-430014-525-00-0000	Ongoing & Major Maint. Acct.	Maintenance Supplies	\$137.24
			PO - 27052	0100-8150-0-0000-8100-430014-222-00-0000	Ongoing & Major Maint. Acct.	Maintenance Supplies	\$147.36
			PO - 27052	0100-8150-0-0000-8100-430014-323-00-0000	Ongoing & Major Maint. Acct.	Maintenance Supplies	\$69.77
			PO - 27052	0100-8150-0-0000-8100-430014-424-00-0000	Ongoing & Major Maint. Acct.	Maintenance Supplies	\$40.96
Total For Fund Number: 0100							\$470.62
Total Amount of Payment:							\$470.62

Commercial Payment Register
For Payments Dated: 11/01/2023

District: 11 Central Union Elementary School District

Fund

0100

1300

Total

\$9,750.50

\$1,909.15

\$11,659.65

Total # of Payments: 8

Total # of Payments: 8

Grand Total: \$ 11,659.65

Warrant Register For Warrants Dated 11/03/2023

Warrant Number	Vendor Number	Vendor Name	Amount
12729806	2703	AT&T	\$5,955.98
12729807	2561	BOGIE'S PUMP SYSTEMS	\$5,978.35
12729808	1880	BRADY INDUSTRIES	\$989.71
12729809	165	CALIFORNIA DEPARTMENT OF EDUCATION	\$623.46
12729810	1751	CDW-G	\$670.31
12729811	293	DISCOUNT SCHOOL SUPPLY	\$243.05
12729812	2241	ANNE GONZALES	\$136.24
12729813	4901	VERONICA HALES	\$13.95
12729814	4534	HANFORD SENTINEL	\$232.88
12729815	473	HOME DEPOT	\$22.52
12729816	518	JORGENSEN COMPANY	\$1,761.37
12729817	542	KINGS CO OFFICE OF EDUCATION	\$15.50
12729818	1347	MARCY LYNN LAWSON	\$73.16
12729819	4839	BIANCA LOPEZ	\$72.26
12729820	1937	MATSON ALARM CO INC	\$553.50
12729821	3006	MEDALLION SUPPLY INC.	\$151.12
12729822	3537	MID VALLEY DISPOSAL	\$719.70
12729823	642	MILLER'S RENTALAND INC.	\$66.09
12729824	1595	SOYLA MOLINA	\$78.60
12729825	4157	CHRISTINA MUNOZ	\$25.55
12729826	4486	N & S TRACTOR	\$405.90
12729827	3498	ALYSSA PINEDA	\$208.28
12729828	752	POSITIVE PROMOTIONS	\$1,062.48
12729829	4962	TAMMY RAE	\$215.00
12729830	4961	RODRIGUEZ SISTERS LLC	\$375.00
12729831	879	SISC III	\$277,095.80
12729832	882	SMART & FINAL	\$298.37
12729833	4469	NICKOLAS STARNE	\$60.33

Total Amount of All Warrants:

\$298,104.46



District Name: **Central Union Elementary School District**

As per the Authorized Signature Permit, the following payments are authorized as listed on the payment register.

	Warrants	28	\$298,104.46
	Credit Card Payments	0	
Grand Total for Payments Dated:	11/03/2023		\$298,104.46

Authorized Officer/Employee



Or

Board Members *

* If this option is chosen, must have a majority of board members authorization (EC 42632)

Date _____

KCOE Examination and Approval	
By _____	Date _____

This order must be returned to KCOE prior to distribution of payments.

Commercial Payment Register For Payments Dated: 11/03/2023

Document No	Vendor No	Vendor Name	Reference No	FD - RE - PY- GO - FN - OB - SI - L1 - L2	Resource	Object	Amount
12729806	2703	AT&T	PO - 27013	0100-0000-0-1110-8200-590010-525-00-0000	Unrestricted Resources	Communications - Telephone	\$1,095.53
			PO - 27013	0100-0000-0-1110-8200-590010-424-00-0000	Unrestricted Resources	Communications - Telephone	\$1,314.37
			PO - 27013	0100-0000-0-1110-8200-590010-323-00-0000	Unrestricted Resources	Communications - Telephone	\$1,639.82
			PO - 27013	0100-0000-0-1110-8200-590010-222-00-0000	Unrestricted Resources	Communications - Telephone	\$1,906.26
						Total For Fund Number: 0100	<u>\$5,955.98</u>
						Total Amount of Payment:	<u>\$5,955.98</u>
12729807	2561	BOGIE'S PUMP SYSTEMS	PO - 27506	0100-8150-0-0000-8100-560009-323-00-0000	Ongoing & Major Maint. Acct.	Outsider Services	\$5,978.35
						Total For Fund Number: 0100	<u>\$5,978.35</u>
						Total Amount of Payment:	<u>\$5,978.35</u>
12729808	1880	BRADY INDUSTRIES	PO - 27081	0100-0000-0-1110-8200-430012-222-00-0000	Unrestricted Resources	Custodian Supplies	\$247.43
			PO - 27081	0100-0000-0-1110-8200-430012-323-00-0000	Unrestricted Resources	Custodian Supplies	\$247.43
			PO - 27081	0100-0000-0-1110-8200-430012-525-00-0000	Unrestricted Resources	Custodian Supplies	\$247.42
			PO - 27081	0100-0000-0-1110-8200-430012-424-00-0000	Unrestricted Resources	Custodian Supplies	\$247.43
						Total For Fund Number: 0100	<u>\$989.71</u>
						Total Amount of Payment:	<u>\$989.71</u>
12729809	165	CALIFORNIA DEPARTMENT OF	PV - 28538	0100-0000-0-0000-0000-866000-000-00-0000	Unrestricted Resources	Interest	\$623.46
						Total For Fund Number: 0100	<u>\$623.46</u>
						Total Amount of Payment:	<u>\$623.46</u>
12729810	1751	CDW-G	PO - 27389	0100-1100-0-1110-1000-430000-323-00-0000	State Lottery	Materials and Supplies	\$670.31
						Total For Fund Number: 0100	<u>\$670.31</u>
						Total Amount of Payment:	<u>\$670.31</u>
12729811	293	DISCOUNT SCHOOL SUPPLY	PO - 27457	0100-1100-0-1110-1000-430021-323-00-0000	State Lottery	Allowance	\$243.05
						Total For Fund Number: 0100	<u>\$243.05</u>
						Total Amount of Payment:	<u>\$243.05</u>
12729812	2241	GONZALES, ANNE	PV - 28547	0100-0000-0-1110-1000-430000-331-00-0000	Unrestricted Resources	Materials and Supplies	\$54.26
			PV - 28537	0100-1100-0-1110-1000-430000-323-00-0000	State Lottery	Materials and Supplies	\$81.98
						Total For Fund Number: 0100	<u>\$136.24</u>
						Total Amount of Payment:	<u>\$136.24</u>
12729813	4901	HALES, VERONICA	PV - 28544	0100-1100-0-1110-2700-520003-323-00-0000	State Lottery	Mileage-Other	\$13.95
						Total For Fund Number: 0100	<u>\$13.95</u>
						Total Amount of Payment:	<u>\$13.95</u>
12729814	4534	HANFORD SENTINEL	PV - 28540	0100-0000-0-0000-7100-580040-121-00-0000	Unrestricted Resources	Prof. Serv. & Oper. Exp. - Advertising	\$232.88
						Total For Fund Number: 0100	<u>\$232.88</u>
						Total Amount of Payment:	<u>\$232.88</u>
12729815	473	HOME DEPOT	CM - 27026	0100-0000-0-1110-8200-430012-222-00-0000	Unrestricted Resources	Custodian Supplies	-\$317.89
			CM - 27027	0100-0000-0-1110-8200-430012-323-00-0000	Unrestricted Resources	Custodian Supplies	-\$317.89

Commercial Payment Register

For Payments Dated: 11/03/2023

Document No	Vendor No	Vendor Name	Reference No	FD - RE - PY- GO - FN - OB - SI - LI - L2	Resource	Object	Amount
12729815	473	HOME DEPOT	CM - 27028	0100-0000-0-1110-8200-430012-424-00-0000	Unrestricted Resources	Custodian Supplies	-\$317.89
			CM - 27029	0100-0000-0-1110-8200-430012-525-00-0000	Unrestricted Resources	Custodian Supplies	-\$317.89
			PO - 27390	0100-8150-0-0000-8100-430014-222-00-0000	Ongoing & Major Maint. Acct.	Maintenance Supplies	\$988.36
			PO - 27390	0100-8150-0-0000-8100-430014-323-00-0000	Ongoing & Major Maint. Acct.	Maintenance Supplies	\$157.16
			PO - 27390	0100-8150-0-0000-8100-430014-424-00-0000	Ongoing & Major Maint. Acct.	Maintenance Supplies	\$148.56
Total For Fund Number: 0100							\$22.52
Total Amount of Payment:							\$22.52
12729816	518	JORGENSEN COMPANY	PO - 27068	0100-8150-0-0000-8100-580000-323-00-0000	Ongoing & Major Maint. Acct.	Other Services and Operating Expenditures	\$880.68
			PV - 28543	0100-8150-0-0000-8100-580000-121-00-0000	Ongoing & Major Maint. Acct.	Other Services and Operating Expenditures	\$880.69
Total For Fund Number: 0100							\$1,761.37
Total Amount of Payment:							\$1,761.37
12729817	542	KINGS CO OFFICE OF EDUCATION	PV - 28536	0100-0000-0-0000-7200-580000-121-00-0000	Unrestricted Resources	Other Services and Operating Expenditures	\$15.50
Total For Fund Number: 0100							\$15.50
Total Amount of Payment:							\$15.50
12729818	1347	LAWSON, MARCY LYNN	PV - 28541	0100-1100-0-1110-1000-430000-222-00-0000	State Lottery	Materials and Supplies	\$73.16
Total For Fund Number: 0100							\$73.16
Total Amount of Payment:							\$73.16
12729819	4839	LOPEZ, BIANCA	PV - 28539	0100-0000-0-0000-0000-951410-000-00-0000	Unrestricted Resources	Summer Health and Welfare	\$72.26
Total For Fund Number: 0100							\$72.26
Total Amount of Payment:							\$72.26
12729820	1937	MATSON ALARM CO INC	PO - 27009	0100-0000-0-1110-8200-580000-121-00-0000	Unrestricted Resources	Other Services and Operating Expenditures	\$149.44
			PO - 27009	0100-0000-0-1110-8200-580000-525-00-0000	Unrestricted Resources	Other Services and Operating Expenditures	\$193.73
			PO - 27009	0100-0000-0-1110-8200-580000-323-00-0000	Unrestricted Resources	Other Services and Operating Expenditures	\$210.33
Total For Fund Number: 0100							\$553.50
Total Amount of Payment:							\$553.50
12729821	3006	MEDALLION SUPPLY INC.	PO - 27060	0100-8150-0-0000-8100-430014-222-00-0000	Ongoing & Major Maint. Acct.	Maintenance Supplies	\$151.12
Total For Fund Number: 0100							\$151.12
Total Amount of Payment:							\$151.12
12729822	3537	MID VALLEY DISPOSAL	PO - 27008	0100-0000-0-1110-8200-550020-525-00-0000	Unrestricted Resources	Electricity	\$719.70
Total For Fund Number: 0100							\$719.70
Total Amount of Payment:							\$719.70
12729823	642	MILLER'S RENTALAND INC.	PV - 28548	0100-8150-0-0000-8100-560000-120-00-0000	Ongoing & Major Maint. Acct.	Rentals, Leases, Repairs and Noncapitalized Improvements	\$66.09
Total For Fund Number: 0100							\$66.09

Commercial Payment Register

For Payments Dated: 11/03/2023

Document No	Vendor No	Vendor Name	Reference No	FD - RE - PY- GO - FN - OB - SI - L1 - L2	Resource	Object	Amount
	1595	MOLINA, SOYLA	PV - 28535	1300-5310-0-0000-3700-520003-000-00-0000	Child Nutrition - School Programs	Mileage-Other	\$78.60
						Total For Fund Number: 1300	\$78.60
						Total Amount of Payment:	\$66.09
12729825	4157	MUNOZ, CHRISTINA	PV - 28545	0100-0000-0-0000-2100-520003-121-00-0000	Unrestricted Resources	Mileage-Other	\$25.55
						Total For Fund Number: 0100	\$25.55
						Total Amount of Payment:	\$25.55
12729826	4486	N & S TRACTOR	PV - 28550	0100-8150-0-0000-8100-560009-120-00-0000	Ongoing & Major Maint. Acct.	Outsider Services	\$405.90
						Total For Fund Number: 0100	\$405.90
						Total Amount of Payment:	\$405.90
12729827	3498	PINEDA, ALYSSA	PV - 28546	0100-3213-0-0000-7410-520000-121-31-0301	Elementary & Secondary School Emergency Relief III (ESSER III) Fund	Travel and Conferences	\$208.28
						Total For Fund Number: 0100	\$208.28
						Total Amount of Payment:	\$208.28
12729828	752	POSITIVE PROMOTIONS	PO - 27341	0100-3010-0-1110-1000-430000-525-00-0000	IASA-Title I Basic Grants Low Income	Materials and Supplies	\$1,062.48
						Total For Fund Number: 0100	\$1,062.48
						Total Amount of Payment:	\$1,062.48
12729829	4962	RAEL, TAMMY	PV - 28542	0100-0000-0-1110-1000-430000-431-00-0000	Unrestricted Resources	Materials and Supplies	\$215.00
						Total For Fund Number: 0100	\$215.00
						Total Amount of Payment:	\$215.00
12729830	4961	RODRIGUEZ SISTERS LLC	PO - 27513	0100-0038-0-1110-1000-580000-424-00-0000	Donations	Other Services and Operating Expenditures	\$375.00
						Total For Fund Number: 0100	\$375.00
						Total Amount of Payment:	\$375.00
12729831	879	SISC III	PV - 28559	0100-0000-0-0000-7490-370200-122-00-0000	Unrestricted Resources	Retiree Benefits, classified	\$4,260.39
			PV - 28553	0100-0000-0-0000-7100-340100-121-00-0000	Unrestricted Resources	Health & Welfare Benefits, certificated	\$5,483.40
			PV - 28558	0100-0000-0-1110-1000-370100-122-00-0000	Unrestricted Resources	Retiree Benefits, certificated	\$30,718.24
			PV - 28552	0100-0000-0-0000-0000-951400-000-00-0000	Unrestricted Resources	Health and Welfare	\$229,609.77
						Total For Fund Number: 0100	\$270,071.80
12729831	879	SISC III	PV - 28557	1300-0000-0-0000-0000-951400-000-00-0000	Unrestricted Resources	Health and Welfare	\$7,024.00
						Total For Fund Number: 1300	\$7,024.00
						Total Amount of Payment:	\$277,095.80
12729832	882	SMART & FINAL	PV - 28551	0100-0000-0-1110-2495-430000-222-31-0201	Unrestricted Resources	Materials and Supplies	\$298.37
						Total For Fund Number: 0100	\$298.37
						Total Amount of Payment:	\$298.37
12729833	4469	STARNE, NICKOLAS	PV - 28549	0100-0050-0-0000-7700-520003-121-00-0000	Classroom Standards	Mileage-Other	\$60.33

Commercial Payment Register

For Payments Dated: 11/03/2023

Document No	Vendor No	Vendor Name	Reference No	FD - RE - PY- GO - FN - OB - SI - L1 - L2	Resource	Object	Amount
						Total For Fund Number: 0100	\$60.33
						Total Amount of Payment:	\$60.33

Commercial Payment Register
For Payments Dated: 11/03/2023

District: 11 Central Union Elementary School District

Fund

0100

1300

Total

\$291,001.86

\$7,102.60

\$298,104.46

Total # of Payments: 28

Total # of Payments: 28

Grand Total: \$ 298,104.46

Warrant Register For Warrants Dated 11/13/2023

Warrant Number	Vendor Number	Vendor Name	Amount
12730305	4112	ELIZABETH ALVARADO	\$61.53
12730306	63	AT&T	\$46.70
12730307	3060	MELISSA BENEDICTO	\$24.95
12730308	111	BILLINGSLEY TIRE INC	\$526.23
12730309	4426	BIMBO BAKERIES USA INC	\$1,308.60
12730310	2059	BOBCAT OF FRESNO	\$3,176.19
12730311	4955	CALIFORNIA TURF EQUIP & SUPPLY INC	\$3,567.83
12730312	4433	JOHN ECKER	\$106.33
12730313	4595	EMS LINQ INC.	\$390.00
12730314	3342	ENFINITY	\$20,328.09
12730315	1670	FIRST CLASS PEST CONTROL	\$316.00
12730316	4877	VERONICA FUSSNER	\$315.61
12730317	3983	BRITTANY GATELY	\$321.40
12730318	2241	ANNE GONZALES	\$351.23
12730319	1230	LAURIE HEATON	\$45.03
12730320	4358	HOME DEPOT PRO	\$2,142.08
12730321	4925	HUBERT COMPANY LLC	\$11,103.43
12730322	3845	BARBARA INFANTE	\$301.59
12730323	3314	KAGAN PUBLISHING AND PROFESSIONAL DE	\$1,047.00
12730324	3561	KINGS CO MOBILE LOCKSMITH SERV	\$62.73
12730325	552	KINGS WASTE & RECYCLING AUTHRTY	\$226.25
12730326	562	LA TAPATIA TORTILLA INC	\$1,296.00
12730327	572	LEMOORE AUTO SUPPLY	\$279.71
12730328	578	LEMOORE UNION HIGH SCHOOL DISTRICT	\$70,196.20
12730329	616	ALICIA MARTELLA	\$24.66
12730330	1937	MATSON ALARM CO INC	\$550.00
12730331	2306	CHRISTA ORTON	\$102.65
12730332	3974	PBK ARCHITECTS INC.	\$1,800.00
12730333	4940	REBECCA A. REYNOLDS	\$1,809.78
12730334	4108	JIM RICKARD	\$60.00
12730335	4567	SYLVIA RIOS	\$341.56
12730336	1193	KIM RODRIGUES	\$89.22
12730337	1754	SAN JOAQUIN COUNTY OFFICE ED.	\$2,250.00
12730338	1632	SCHOLASTIC INC.	\$250.75
12730339	766	STANDARD LIFE INSURANCE	\$1,592.78
12730340	914	STONEYS SAND & GRAVEL LLC	\$49.34
12730341	915	STRATFORD AUTO SUPPLY	\$66.00
12730342	916	STRATFORD PUBLIC UTILITY DIST	\$4,353.94
12730343	1126	HEIKO SWEENEY	\$149.34
12730344	926	SYSCO FOOD SERVICES OF MODESTO	\$40,822.45
12730345	2678	RACHEL TAYLOR	\$48.97
12730346	3157	TARA TAYLOR	\$281.49
12730347	4117	CARA TUMAN	\$114.37

Total Amount of All Warrants:

\$172,298.01




District Name: **Central Union Elementary School District**

As per the Authorized Signature Permit, the following payments are authorized as listed on the payment register.

Warrants	43	\$172,298.01
Credit Card Payments	0	
Grand Total for Payments Dated:	11/13/2023	\$172,298.01

Authorized Officer/Employee



Or

Board Members *

* If this option is chosen, must have a majority of board members authorization (EC 42632)

Date _____

KCOE Examination and Approval	
By _____	Date _____

This order must be returned to KCOE prior to distribution of payments.

Commercial Payment Register

For Payments Dated: 11/13/2023

Document No	Vendor No	Vendor Name	Reference No	FD - RE - PY- GO - FN - OB - SI - L1 - L2	Resource	Object	Amount
12730305	4112	ALVARADO, ELIZABETH	PV - 28566	0100-1100-0-1110-2700-430000-424-00-0000	State Lottery	Materials and Supplies	\$61.53
Total For Fund Number: 0100							\$61.53
Total Amount of Payment:							\$61.53
12730306	63	AT&T	PO - 27014	0100-0000-0-1110-8200-590010-424-00-0000	Unrestricted Resources	Communications - Telephone	\$46.70
Total For Fund Number: 0100							\$46.70
Total Amount of Payment:							\$46.70
12730307	3060	BENEDICTO, MELISSA	PV - 28560	0100-0199-0-0000-0000-869900-000-00-0000	Outlawed Warrants	All Other Local Revenues	\$24.95
Total For Fund Number: 0100							\$24.95
Total Amount of Payment:							\$24.95
12730308	111	BILLINGSLEY TIRE INC	PO - 27084	0100-8150-0-0000-8100-430014-120-00-0000	Ongoing & Major Maint. Acct.	Maintenance Supplies	\$411.32
			PO - 27084	0100-8150-0-0000-8100-430014-120-00-0000	Ongoing & Major Maint. Acct.	Maintenance Supplies	\$114.91
Total For Fund Number: 0100							\$526.23
Total Amount of Payment:							\$526.23
12730309	4426	BIMBO BAKERIES USA INC	PV - 28588	1300-5310-0-0000-3700-470001-000-00-0000	Child Nutrition - School Programs	Food - Lunch Program	\$179.28
			PV - 28593	1300-5310-0-0000-3700-470001-000-00-0000	Child Nutrition - School Programs	Food - Lunch Program	\$179.66
			PV - 28594	1300-5310-0-0000-3700-470001-000-00-0000	Child Nutrition - School Programs	Food - Lunch Program	\$191.81
			PV - 28591	1300-5310-0-0000-3700-470001-000-00-0000	Child Nutrition - School Programs	Food - Lunch Program	\$211.88
			PV - 28587	1300-5310-0-0000-3700-470002-000-00-0000	Child Nutrition - School Programs	Food - Breakfast Program	\$39.84
			PV - 28586	1300-5310-0-0000-3700-470001-000-00-0000	Child Nutrition - School Programs	Food - Lunch Program	\$42.33
			PV - 28585	1300-5310-0-0000-3700-470001-000-00-0000	Child Nutrition - School Programs	Food - Lunch Program	\$79.68
			PV - 28589	1300-5310-0-0000-3700-470001-000-00-0000	Child Nutrition - School Programs	Food - Lunch Program	\$145.80
			PV - 28590	1300-5310-0-0000-3700-470001-000-00-0000	Child Nutrition - School Programs	Food - Lunch Program	\$122.46
			PV - 28592	1300-5310-0-0000-3700-470001-000-00-0000	Child Nutrition - School Programs	Food - Lunch Program	\$81.00
			PO - 27236	1300-5310-0-0000-3700-470000-000-00-0000	Child Nutrition - School Programs	Food	\$34.86
Total For Fund Number: 1300							\$1,308.60
Total Amount of Payment:							\$1,308.60
12730310	2059	BOBCAT OF FRESNO	PO - 27082	0100-8150-0-0000-8100-560009-120-00-0000	Ongoing & Major Maint. Acct.	Outsider Services	\$3,176.19
Total For Fund Number: 0100							\$3,176.19
Total Amount of Payment:							\$3,176.19
12730311	4955	CALIFORNIA TURF EQUIP & I	PO - 27472	0100-8150-0-0000-8100-430000-120-00-0000	Ongoing & Major Maint. Acct.	Materials and Supplies	\$3,567.83
Total For Fund Number: 0100							\$3,567.83
Total Amount of Payment:							\$3,567.83
12730312	4433	ECKER, JOHN	PV - 28602	0100-6762-0-1156-1000-430001-222-39-0000	Arts, Music, & Instructional Materials Discretionary Block Grant	Instructional Materials/Classroom	\$106.33
Total For Fund Number: 0100							\$106.33
Total Amount of Payment:							\$106.33

Commercial Payment Register For Payments Dated: 11/13/2023

Document No	Vendor No	Vendor Name	Reference No	FD - RE - PY- GO - FN - OB - SI - L1 - L2	Resource	Object	Amount
12730313	4595	EMS LINQ INC.	PO - 27531	1300-5310-0-0000-3700-580011-000-00-0000	Child Nutrition - School Programs	Software License Renewals	\$390.00
Total For Fund Number: 1300							\$390.00
Total Amount of Payment:							\$390.00
12730314	3342	ENFINITY	PO - 27010	0100-0000-0-1110-8200-550020-222-00-0000	Unrestricted Resources	Electricity	\$8,099.21
			PO - 27010	0100-0000-0-1110-8200-550020-525-00-0000	Unrestricted Resources	Electricity	\$6,054.92
			PO - 27010	0100-0000-0-1110-8200-550020-323-00-0000	Unrestricted Resources	Electricity	\$6,173.96
Total For Fund Number: 0100							\$20,328.09
Total Amount of Payment:							\$20,328.09
12730315	1670	FIRST CLASS PEST CONTROL	PO - 27239	0100-0000-0-1110-8200-550070-424-00-0000	Unrestricted Resources	Pest Control	\$50.00
			PO - 27239	0100-0000-0-1110-8200-550070-525-00-0000	Unrestricted Resources	Pest Control	\$50.00
			PO - 27239	0100-0000-0-1110-8200-550070-222-00-0000	Unrestricted Resources	Pest Control	\$52.00
			PO - 27239	0100-0000-0-1110-8200-550070-323-00-0000	Unrestricted Resources	Pest Control	\$60.00
			PO - 27239	0100-0000-0-1110-8200-550070-323-00-0000	Unrestricted Resources	Pest Control	\$52.00
			PO - 27239	0100-0000-0-1110-8200-550070-525-00-0000	Unrestricted Resources	Pest Control	\$52.00
Total For Fund Number: 0100							\$316.00
Total Amount of Payment:							\$316.00
12730316	4877	FUSSNER, VERONICA	PV - 28600	0100-3213-0-0000-7410-520000-121-31-0301	Elementary & Secondary School Emergency Relief III (ESSER III) Fund	Travel and Conferences	\$315.61
Total For Fund Number: 0100							\$315.61
Total Amount of Payment:							\$315.61
12730317	3983	GATELY, BRITTANY	PV - 28568	0100-1100-0-1110-2700-430000-424-00-0000	State Lottery	Materials and Supplies	\$186.65
			PV - 28567	0100-1100-0-1110-2700-430000-424-00-0000	State Lottery	Materials and Supplies	\$134.75
Total For Fund Number: 0100							\$321.40
Total Amount of Payment:							\$321.40
12730318	2241	GONZALES, ANNE	PV - 28561	0100-1100-0-1110-2700-430001-323-00-0000	State Lottery	Instructional Materials/Classroom	\$351.23
Total For Fund Number: 0100							\$351.23
Total Amount of Payment:							\$351.23
12730319	1230	HEATON, LAURIE	PV - 28571	0100-0000-0-0000-2100-430000-121-00-0000	Unrestricted Resources	Materials and Supplies	\$45.03
Total For Fund Number: 0100							\$45.03
Total Amount of Payment:							\$45.03
12730320	4358	HOME DEPOT PRO	PV - 28580	0100-8150-0-0000-8100-430014-222-00-0000	Ongoing & Major Maint. Acct.	Maintenance Supplies	\$999.53
			CM - 27031	0100-8150-0-0000-8100-430014-525-00-0000	Ongoing & Major Maint. Acct.	Maintenance Supplies	-\$160.81
			CM - 27030	0100-8150-0-0000-8100-430014-424-00-0000	Ongoing & Major Maint. Acct.	Maintenance Supplies	-\$36.07
			CM - 27032	0100-8150-0-0000-8100-430014-525-00-0000	Ongoing & Major Maint. Acct.	Maintenance Supplies	-\$85.73
			PO - 27071	0100-8150-0-0000-8100-430014-424-00-0000	Ongoing & Major Maint. Acct.	Maintenance Supplies	\$999.53
			PV - 28577	0100-8150-0-0000-8100-430014-222-00-0000	Ongoing & Major Maint. Acct.	Maintenance Supplies	\$105.46

Commercial Payment Register

For Payments Dated: 11/13/2023

Document No	Vendor No	Vendor Name	Reference No	FD - RE - PY- GO - FN - OB - SI - L1 - L2	Resource	Object	Amount
12730320	4358	HOME DEPOT PRO	PV - 28579	0100-8150-0-0000-8100-430014-222-00-0000	Ongoing & Major Maint. Acct.	Maintenance Supplies	\$76.14
			PV - 28578	0100-8150-0-0000-8100-430014-120-00-0000	Ongoing & Major Maint. Acct.	Maintenance Supplies	\$60.99
			PO - 27071	0100-8150-0-0000-8100-430014-525-00-0000	Ongoing & Major Maint. Acct.	Maintenance Supplies	\$76.14
			PO - 27071	0100-8150-0-0000-8100-430014-525-00-0000	Ongoing & Major Maint. Acct.	Maintenance Supplies	\$106.90
						Total For Fund Number: 0100	<u>\$2,142.08</u>
						Total Amount of Payment:	<u>\$2,142.08</u>
12730321	4925	HUBERT COMPANY LLC	PO - 27296	0100-7032-0-0000-8500-640000-525-00-0000	Child Nutrition: Kitchen Infrastructure & Training Funds 2022	Equipment	\$11,103.43
						Total For Fund Number: 0100	<u>\$11,103.43</u>
						Total Amount of Payment:	<u>\$11,103.43</u>
12730322	3845	INFANTE, BARBARA	PV - 28582	0100-3213-0-1110-7410-520000-121-31-0301	Elementary & Secondary School Emergency Relief III (ESSER III) Fund	Travel and Conferences	\$301.59
						Total For Fund Number: 0100	<u>\$301.59</u>
						Total Amount of Payment:	<u>\$301.59</u>
12730323	3314	KAGAN PUBLISHING AND PF	PO - 27504	0100-1100-0-1110-1000-520000-424-00-0000	State Lottery	Travel and Conferences	\$1,047.00
						Total For Fund Number: 0100	<u>\$1,047.00</u>
						Total Amount of Payment:	<u>\$1,047.00</u>
12730324	3561	KINGS CO MOBILE LOCKSMI	PV - 28606	0100-8150-0-0000-8100-560009-424-00-0000	Ongoing & Major Maint. Acct.	Outsider Services	\$25.46
			PV - 28607	0100-8150-0-0000-8100-560009-222-00-0000	Ongoing & Major Maint. Acct.	Outsider Services	\$37.27
						Total For Fund Number: 0100	<u>\$62.73</u>
						Total Amount of Payment:	<u>\$62.73</u>
12730325	552	KINGS WASTE & RECYCLINC	PV - 28597	0100-8150-0-0000-8100-430014-525-00-0000	Ongoing & Major Maint. Acct.	Maintenance Supplies	\$23.65
			PV - 28598	0100-8150-0-0000-8100-430014-525-00-0000	Ongoing & Major Maint. Acct.	Maintenance Supplies	\$175.00
			PO - 27066	0100-8150-0-0000-8100-580000-222-00-0000	Ongoing & Major Maint. Acct.	Other Services and Operating Expenditures	\$17.60
			PO - 27066	0100-8150-0-0000-8100-580000-222-00-0000	Ongoing & Major Maint. Acct.	Other Services and Operating Expenditures	\$10.00
						Total For Fund Number: 0100	<u>\$226.25</u>
						Total Amount of Payment:	<u>\$226.25</u>
12730326	562	LA TAPATIA TORTILLA INC	PV - 28601	1300-5466-0-0000-3700-470000-000-00-0000	Child Nutrition: Supply Chain Assistance (SCA) Funds	Food	\$1,296.00
						Total For Fund Number: 1300	<u>\$1,296.00</u>
						Total Amount of Payment:	<u>\$1,296.00</u>
12730327	572	LEMOORE AUTO SUPPLY	CM - 27036	0100-8150-0-0000-8100-430014-120-00-0000	Ongoing & Major Maint. Acct.	Maintenance Supplies	-\$10.73
			PO - 27063	0100-8150-0-0000-8100-430014-120-00-0000	Ongoing & Major Maint. Acct.	Maintenance Supplies	\$80.19
			PO - 27063	0100-8150-0-0000-8100-430014-120-00-0000	Ongoing & Major Maint. Acct.	Maintenance Supplies	\$187.93
			PO - 27063	0100-8150-0-0000-8100-430014-120-00-0000	Ongoing & Major Maint. Acct.	Maintenance Supplies	\$10.00

Commercial Payment Register

For Payments Dated: 11/13/2023

Document No	Vendor No	Vendor Name	Reference No	FD - RE - PY- GO - FN - OB - SI - L1 - L2	Resource	Object	Amount
12730327	572	LEMOORE AUTO SUPPLY	PO - 27063	0100-8150-0-0000-8100-430014-120-00-0000	Ongoing & Major Maint. Acct.	Maintenance Supplies	\$12.32
Total For Fund Number: 0100							\$279.71
Total Amount of Payment:							\$279.71
12730328	578	LEMOORE UNION HIGH SCH	PV - 28595	0100-0333-0-0000-3600-510000-121-00-0000	LCFF Transportation Funding	Subagreement for Services	\$70,196.20
Total For Fund Number: 0100							\$70,196.20
Total Amount of Payment:							\$70,196.20
12730329	616	MARTELLA, ALICIA	PV - 28564	0100-1100-0-1110-1000-430001-424-00-0000	State Lottery	Instructional Materials/Classroom	\$24.66
Total For Fund Number: 0100							\$24.66
Total Amount of Payment:							\$24.66
12730330	1937	MATSON ALARM CO INC	PV - 28596	0100-0000-0-1110-8200-580000-120-00-0000	Unrestricted Resources	Other Services and Operating Expenditures	\$183.34
			PO - 27009	0100-0000-0-1110-8200-580000-121-00-0000	Unrestricted Resources	Other Services and Operating Expenditures	\$183.33
			PO - 27009	0100-0000-0-1110-8200-580000-323-00-0000	Unrestricted Resources	Other Services and Operating Expenditures	\$183.33
Total For Fund Number: 0100							\$550.00
Total Amount of Payment:							\$550.00
12730331	2306	ORTON, CHRISTA	PV - 28570	0100-1100-0-1110-1000-580000-525-00-0000	State Lottery	Other Services and Operating Expenditures	\$102.65
Total For Fund Number: 0100							\$102.65
Total Amount of Payment:							\$102.65
12730332	3974	PBK ARCHITECTS INC.	PV - 28562	1400-0000-0-0000-8500-620000-525-00-7588	Unrestricted Resources	Buildings and Improvement of Buildings	\$1,800.00
Total For Fund Number: 1400							\$1,800.00
Total Amount of Payment:							\$1,800.00
12730333	4940	REYNOLDS, REBECCA A.	PO - 27436	0100-3213-0-1191-3110-580000-000-00-0000	Elementary & Secondary School Emergency Relief III (ESSER III) Fund	Other Services and Operating Expenditures	\$217.00
			PO - 27436	0100-3213-0-1191-3110-580000-000-00-0000	Elementary & Secondary School Emergency Relief III (ESSER III) Fund	Other Services and Operating Expenditures	\$245.21
			PO - 27436	0100-3213-0-1191-3110-580000-000-00-0000	Elementary & Secondary School Emergency Relief III (ESSER III) Fund	Other Services and Operating Expenditures	\$507.78
			PO - 27436	0100-3213-0-1191-3110-580000-000-00-0000	Elementary & Secondary School Emergency Relief III (ESSER III) Fund	Other Services and Operating Expenditures	\$453.53
			PO - 27436	0100-3213-0-1191-3110-580000-000-00-0000	Elementary & Secondary School Emergency Relief III (ESSER III) Fund	Other Services and Operating Expenditures	\$86.80
			PO - 27436	0100-3213-0-1191-3110-580000-000-00-0000	Elementary & Secondary School Emergency Relief III (ESSER III) Fund	Other Services and Operating Expenditures	\$128.03

Commercial Payment Register

For Payments Dated: 11/13/2023

Document No	Vendor No	Vendor Name	Reference No	FD - RE - PY- GO - FN - OB - SI - L1 - L2	Resource	Object	Amount
12730333	4940	REYNOLDS, REBECCA A.	PO - 27436	0100-3213-0-1191-3110-580000-000-00-0000	Elementary & Secondary School Emergency Relief III (ESSER III) Fund	Other Services and Operating Expenditures	\$171.43
Total For Fund Number: 0100							\$1,809.78
Total Amount of Payment:							\$1,809.78
12730334	4108	RICKARD, JIM	PV - 28563	0100-1100-0-1156-1000-430001-424-00-0000	State Lottery	Instructional Materials/Classroom	\$60.00
Total For Fund Number: 0100							\$60.00
Total Amount of Payment:							\$60.00
12730335	4567	RIOS, SYLVIA	PV - 28572	0100-7029-0-0000-3700-430000-000-00-0000	Child Nutrition: Food Service Staff Training Funds	Materials and Supplies	\$209.58
Total For Fund Number: 0100							\$209.58
12730335	4567	RIOS, SYLVIA	PV - 28573	1300-5310-0-0000-3700-520003-000-00-0000	Child Nutrition - School Programs	Mileage-Other	\$131.98
Total For Fund Number: 1300							\$131.98
Total Amount of Payment:							\$341.56
12730336	1193	RODRIGUES, KIM	PV - 28581	0100-1100-0-1110-1000-430021-525-00-0000	State Lottery	Allowance	\$89.22
Total For Fund Number: 0100							\$89.22
Total Amount of Payment:							\$89.22
12730337	1754	SAN JOAQUIN COUNTY OFFI	PO - 27281	0100-0050-0-0000-7700-580011-121-00-0000	Classroom Standards	Software License Renewals	\$2,250.00
Total For Fund Number: 0100							\$2,250.00
Total Amount of Payment:							\$2,250.00
12730338	1632	SCHOLASTIC INC.	PO - 27407	0100-3010-0-1110-1000-430001-525-55-0302	IASA-Title I Basic Grants Low Income	Instructional Materials/Classroom	\$250.75
Total For Fund Number: 0100							\$250.75
Total Amount of Payment:							\$250.75
12730339	766	STANDARD LIFE INSURANCE	PV - 28576	0100-0000-0-0000-0000-951400-000-00-0000	Unrestricted Resources	Health and Welfare	\$1,508.81
			PV - 28575	0100-0000-0-0000-7100-340100-121-00-0000	Unrestricted Resources	Health & Welfare Benefits, certificated	\$37.32
Total For Fund Number: 0100							\$1,546.13
12730339	766	STANDARD LIFE INSURANCE	PV - 28574	1300-0000-0-0000-0000-951400-000-00-0000	Unrestricted Resources	Health and Welfare	\$46.65
Total For Fund Number: 1300							\$46.65
Total Amount of Payment:							\$1,592.78
12730340	914	STONEYS SAND & GRAVEL I	PO - 27054	0100-8150-0-0000-8100-430014-323-00-0000	Ongoing & Major Maint Acct	Maintenance Supplies	\$49.34
Total For Fund Number: 0100							\$49.34
Total Amount of Payment:							\$49.34
12730341	915	STRATFORD AUTO SUPPLY	PO - 27053	0100-8150-0-0000-8100-430014-525-00-0000	Ongoing & Major Maint Acct.	Maintenance Supplies	\$3.88
			PO - 27053	0100-8150-0-0000-8100-430014-525-00-0000	Ongoing & Major Maint Acct.	Maintenance Supplies	\$62.12
Total For Fund Number: 0100							\$66.00
Total Amount of Payment:							\$66.00
12730342	916	STRATFORD PUBLIC UTILITY	PO - 27004	0100-0000-0-1110-8200-550030-525-00-0000	Unrestricted Resources	Water/Sewer	\$1,496.36

Commercial Payment Register

For Payments Dated: 11/13/2023

Document No	Vendor No	Vendor Name	Reference No	FD - RE - PY- GO - FN - OB - SI - L1 - L2	Resource	Object	Amount		
12730342	916	STRATFORD PUBLIC UTILITY	PO - 27004	0100-0000-0-1110-8200-550030-525-00-0000	Unrestricted Resources	Water/Sewer	\$1,775.61		
			PO - 27004	0100-0000-0-1110-8200-550030-525-00-0000	Unrestricted Resources	Water/Sewer	\$1,081.97		
			Total For Fund Number: 0100						<u>\$4,353.94</u>
Total Amount of Payment:						<u><u>\$4,353.94</u></u>			
12730343	1126	SWEENEY, HEIKO	PV - 28603	0100-0000-0-1110-2700-520003-222-00-0000	Unrestricted Resources	Mileage-Other	\$149.34		
			Total For Fund Number: 0100						<u>\$149.34</u>
			Total Amount of Payment:						<u><u>\$149.34</u></u>
12730344	926	SYSCO FOOD SERVICES OF M	PV - 28604	0100-0000-0-1110-2495-430000-222-31-0201	Unrestricted Resources	Materials and Supplies	\$1,425.10		
			PV - 28583	0100-1100-0-1110-1000-430000-424-00-0000	State Lottery	Materials and Supplies	\$156.51		
			PV - 28605	0100-7029-0-0000-3700-430000-000-00-0000	Child Nutrition: Food Service Staff Training Funds	Materials and Supplies	\$1,199.44		
			PV - 28584	0100-0000-0-1110-1000-430000-331-00-0000	Unrestricted Resources	Materials and Supplies	\$52.42		
Total For Fund Number: 0100						<u>\$2,833.47</u>			
12730344	926	SYSCO FOOD SERVICES OF M	PO - 27233	1300-5310-0-0000-3700-470001-000-00-0000	Child Nutrition - School Programs	Food - Lunch Program	\$1,818.18		
			PO - 27233	1300-5310-0-0000-3700-470001-000-00-0000	Child Nutrition - School Programs	Food - Lunch Program	\$2,065.06		
			PO - 27233	1300-5310-0-0000-3700-470001-000-00-0000	Child Nutrition - School Programs	Food - Lunch Program	\$2,094.22		
			PO - 27233	1300-5310-0-0000-3700-470002-000-00-0000	Child Nutrition - School Programs	Food - Breakfast Program	\$762.91		
			PO - 27233	1300-5310-0-0000-3700-470002-000-00-0000	Child Nutrition - School Programs	Food - Breakfast Program	\$828.93		
			PO - 27233	1300-5310-0-0000-3700-470002-000-00-0000	Child Nutrition - School Programs	Food - Breakfast Program	\$1,137.93		
			PO - 27233	1300-5310-0-0000-3700-470002-000-00-0000	Child Nutrition - School Programs	Food - Breakfast Program	\$1,224.11		
			PO - 27233	1300-5310-0-0000-3700-470001-000-00-0000	Child Nutrition - School Programs	Food - Lunch Program	\$1,437.02		
			PO - 27233	1300-5310-0-0000-3700-470002-000-00-0000	Child Nutrition - School Programs	Food - Breakfast Program	\$1,069.59		
			PO - 27233	1300-5310-0-0000-3700-470002-000-00-0000	Child Nutrition - School Programs	Food - Breakfast Program	\$2,157.17		
			PO - 27233	1300-5310-0-0000-3700-470001-000-00-0000	Child Nutrition - School Programs	Food - Lunch Program	\$1,968.26		
			PO - 27233	1300-5310-0-0000-3700-470001-000-00-0000	Child Nutrition - School Programs	Food - Lunch Program	\$3,717.96		
			PO - 27233	1300-5310-0-0000-3700-470001-000-00-0000	Child Nutrition - School Programs	Food - Lunch Program	\$749.36		
			PO - 27233	1300-5310-0-0000-3700-470000-000-00-0000	Child Nutrition - School Programs	Food	\$604.15		
			PO - 27233	1300-5310-0-0000-3700-470000-000-00-0000	Child Nutrition - School Programs	Food	\$1,044.40		
			PO - 27233	1300-5310-0-0000-3700-470002-000-00-0000	Child Nutrition - School Programs	Food - Breakfast Program	\$1,200.71		
			PO - 27233	1300-5310-0-0000-3700-470001-000-00-0000	Child Nutrition - School Programs	Food - Lunch Program	\$2,032.38		
			PO - 27233	1300-5310-0-0000-3700-470002-000-00-0000	Child Nutrition - School Programs	Food - Breakfast Program	\$1,951.77		
			PO - 27233	1300-5310-0-0000-3700-470001-000-00-0000	Child Nutrition - School Programs	Food - Lunch Program	\$2,088.80		
			PO - 27233	1300-5310-0-0000-3700-470001-000-00-0000	Child Nutrition - School Programs	Food - Lunch Program	\$2,463.95		
			PO - 27233	1300-5310-0-0000-3700-470002-000-00-0000	Child Nutrition - School Programs	Food - Breakfast Program	\$1,589.14		
			PO - 27233	1300-5310-0-0000-3700-470004-000-00-0000	Child Nutrition - School Programs	A LA Carte	\$35.28		
PO - 27233	1300-5310-0-0000-3700-470004-000-00-0000	Child Nutrition - School Programs	A LA Carte	\$37.64					

Commercial Payment Register For Payments Dated: 11/13/2023

Document No	Vendor No	Vendor Name	Reference No	FD - RE - PY- GO - FN - OB - SI - L1 - L2	Resource	Object	Amount
			PO - 27233	1300-5310-0-0000-3700-470004-000-00-0000	Child Nutrition - School Programs	A LA Carte	\$37.64
			PO - 27233	1300-5310-0-0000-3700-470000-000-00-0000	Child Nutrition - School Programs	Food	\$54.56
			PO - 27233	1300-5310-0-0000-3700-470000-000-00-0000	Child Nutrition - School Programs	Food	\$70.56
			PO - 27233	1300-5310-0-0000-3700-470004-000-00-0000	Child Nutrition - School Programs	A LA Carte	\$36.51
			CM - 27034	1300-5310-0-0000-3700-470002-000-00-0000	Child Nutrition - School Programs	Food - Breakfast Program	-\$15.28
			CM - 27035	1300-5310-0-0000-3700-470001-000-00-0000	Child Nutrition - School Programs	Food - Lunch Program	-\$15.90
			CM - 27033	1300-5310-0-0000-3700-470001-000-00-0000	Child Nutrition - School Programs	Food - Lunch Program	-\$52.93
			PO - 27233	1300-5310-0-0000-3700-470004-000-00-0000	Child Nutrition - School Programs	A LA Carte	\$31.62
			PO - 27233	1300-5310-0-0000-3700-470000-000-00-0000	Child Nutrition - School Programs	Food	\$32.72
			PO - 27233	1300-5310-0-0000-3700-470004-000-00-0000	Child Nutrition - School Programs	A LA Carte	\$71.36
			PO - 27233	1300-5310-0-0000-3700-470001-000-00-0000	Child Nutrition - School Programs	Food - Lunch Program	\$342.76
			PO - 27233	1300-5310-0-0000-3700-470002-000-00-0000	Child Nutrition - School Programs	Food - Breakfast Program	\$370.69
			PO - 27233	1300-5310-0-0000-3700-470001-000-00-0000	Child Nutrition - School Programs	Food - Lunch Program	\$290.30
			PO - 27233	1300-5310-0-0000-3700-470001-000-00-0000	Child Nutrition - School Programs	Food - Lunch Program	\$240.00
			PO - 27233	1300-5310-0-0000-3700-470001-000-00-0000	Child Nutrition - School Programs	Food - Lunch Program	\$95.75
			PO - 27233	1300-5310-0-0000-3700-470001-000-00-0000	Child Nutrition - School Programs	Food - Lunch Program	\$189.57
			PO - 27233	1300-5310-0-0000-3700-470000-000-00-0000	Child Nutrition - School Programs	Food	\$116.95
			PO - 27233	1300-5310-0-0000-3700-470001-000-00-0000	Child Nutrition - School Programs	Food - Lunch Program	\$101.26
			PO - 27233	1300-5310-0-0000-3700-470004-000-00-0000	Child Nutrition - School Programs	A LA Carte	\$90.49
			PO - 27233	1300-5310-0-0000-3700-470004-000-00-0000	Child Nutrition - School Programs	A LA Carte	\$297.34
			PO - 27233	1300-5310-0-0000-3700-470000-000-00-0000	Child Nutrition - School Programs	Food	\$255.94
			PO - 27233	1300-5310-0-0000-3700-470001-000-00-0000	Child Nutrition - School Programs	Food - Lunch Program	\$348.89
			PO - 27233	1300-5310-0-0000-3700-470000-000-00-0000	Child Nutrition - School Programs	Food	\$392.95
			PO - 27233	1300-5310-0-0000-3700-470000-000-00-0000	Child Nutrition - School Programs	Food	\$223.19
			PO - 27233	1300-5310-0-0000-3700-470001-000-00-0000	Child Nutrition - School Programs	Food - Lunch Program	\$101.26
			PO - 27233	1300-5310-0-0000-3700-470000-000-00-0000	Child Nutrition - School Programs	Food	\$201.86
						Total For Fund Number: 1300	\$37,988.98
						Total Amount of Payment:	\$40,822.45
12730345	2678	TAYLOR, RACHEL	PV - 28565	0100-1100-0-1110-1000-430021-424-00-0000	State Lottery	Allowance	\$48.97
						Total For Fund Number: 0100	\$48.97
						Total Amount of Payment:	\$48.97
12730346	3157	TAYLOR, TARA	PV - 28599	0100-3213-0-0000-7410-520000-121-31-0301	Elementary & Secondary School Emergency Relief III (ESSER III) Fund	Travel and Conferences	\$281.49
						Total For Fund Number: 0100	\$281.49
						Total Amount of Payment:	\$281.49

Commercial Payment Register

For Payments Dated: 11/13/2023

Document No	Vendor No	Vendor Name	Reference No	FD - RE - PY - GO - FN - OB - SI - L1 - L2	Resource	Object	Amount
12730347	4117	TUMAN, CARA	PV - 28569	0100-1100-0-1110-1000-430021-525-00-0000	State Lottery	Allowance	\$114.37
						Total For Fund Number: 0100	\$114.37
						Total Amount of Payment:	\$114.37

Commercial Payment Register
For Payments Dated: 11/13/2023

District: 11 Central Union Elementary School District

Fund

Total

0100

\$129,335.80

1300

\$41,162.21

1400

\$1,800.00

Total # of Payments: 43

\$172,298.01

Total # of Payments: 43

Grand Total: \$ 172,298.01

Warrant Register For Warrants

Dated 11/17/2023

Warrant Number	Vendor Number	Vendor Name	Amount
12730873	4568	ARAMARK UNIFORM & CAREER APPAREL GR	\$2,986.51
12730874	144	BSN SPORTS	\$400.30
12730875	1354	CAROLINA BIOLOGICAL SUPPLY	\$1,728.99
12730876	260	CURRICULUM ASSOCIATES LLC	\$490.08
12730877	2661	DASSEL'S PETROLEUM	\$2,411.70
12730878	2800	CARRIE DOZIER	\$109.65
12730879	2309	EXPLORELEARNING	\$3,295.00
12730880	1759	FLINN SCIENTIFIC INC	\$75.10
12730881	4739	FOOD 4 THOUGHT LLC	\$6,533.95
12730882	3983	BRITTANY GATELY	\$119.38
12730883	401	GOLD STAR FOODS INC.	\$10,940.86
12730884	467	HOFMANS NURSERY	\$196.27
12730885	473	HOME DEPOT	\$1,533.46
12730886	4358	HOME DEPOT PRO	\$2,092.23
12730887	4942	IMPERIAL DADE	\$3,379.02
12730888	575	LEMOORE HARDWARE	\$162.71
12730889	2886	LOWE'S	\$1,580.31
12730890	4922	ALEXANDRA MELVIN	\$101.01
12730891	4305	RUBI NAVIA	\$103.57
12730892	720	ORIENTAL TRADING COMPANY	\$144.62
12730893	1550	KARLA OROSCO	\$79.78
12730894	752	POSITIVE PROMOTIONS	\$506.82
12730895	1487	POWERSCHOOL GROUP LLC	\$14,239.65
12730896	761	PRODUCERS DAIRY	\$11,461.37
12730897	4927	R.E. JACOBS CONSTRUCTION A PARTNERSHIP	\$10,507.00
12730898	2616	SCHOOL NURSE SUPPLY INC.	\$611.33
12730899	4111	KELLI SOWERS	\$77.95
12730900	1332	STAPLES	\$3,214.63
12730901	2601	TOTAL COMPENSATION SYSTEMS	\$1,462.50
12730902	4963	TULARE CITY SCHOOL DISTRICT	\$250.00
12730903	4169	US SOAP WEST LLC	\$444.67
12730904	1593	VERIZON WIRELESS	\$340.48

Total Amount of All Warrants:

\$81,580.90

Aspin

District Name: **Central Union Elementary School District**


As per the Authorized Signature Permit, the following payments are authorized as listed on the payment register.

Warrants	32	\$81,580.90
Credit Card Payments	0	
Grand Total for Payments Dated:	11/17/2023	\$81,580.90

Authorized Officer/Employee

Or

Board Members *



* If this option is chosen, must have a majority of board members authorization (EC 42632)

Date _____

KCOE Examination and Approval	
By _____	Date _____

This order must be returned to KCOE prior to distribution of payments.

Commercial Payment Register For Payments Dated: 11/17/2023

Document No	Vendor No	Vendor Name	Reference No	FD - RE - PY- GO - FN - OB - SI - L1 - L2	Resource	Object	Amount
12730873	4568	ARAMARK UNIFORM & CAR	PO - 27083	0100-0000-0-1110-8200-560000-222-00-0000	Unrestricted Resources	Rentals, Leases, Repairs and Noncapitalized Improvements	\$5.65
			PO - 27083	0100-0000-0-1110-8200-560000-222-00-0000	Unrestricted Resources	Rentals, Leases, Repairs and Noncapitalized Improvements	\$5.65
			PO - 27083	0100-0000-0-1110-8200-560000-222-00-0000	Unrestricted Resources	Rentals, Leases, Repairs and Noncapitalized Improvements	\$5.65
			PO - 27083	0100-0000-0-1110-8200-560000-222-00-0000	Unrestricted Resources	Rentals, Leases, Repairs and Noncapitalized Improvements	\$5.65
			PO - 27083	0100-0000-0-1110-8200-560000-222-00-0000	Unrestricted Resources	Rentals, Leases, Repairs and Noncapitalized Improvements	\$74.97
			PO - 27083	0100-0000-0-1110-8200-560000-222-00-0000	Unrestricted Resources	Rentals, Leases, Repairs and Noncapitalized Improvements	\$74.97
			PO - 27083	0100-0000-0-1110-8200-560000-222-00-0000	Unrestricted Resources	Rentals, Leases, Repairs and Noncapitalized Improvements	\$84.71
			PO - 27083	0100-0000-0-1110-8200-560000-222-00-0000	Unrestricted Resources	Rentals, Leases, Repairs and Noncapitalized Improvements	\$84.71
			PO - 27083	0100-0000-0-1110-8200-560000-222-00-0000	Unrestricted Resources	Rentals, Leases, Repairs and Noncapitalized Improvements	\$86.88
			PO - 27083	0100-0000-0-1110-8200-560000-222-00-0000	Unrestricted Resources	Rentals, Leases, Repairs and Noncapitalized Improvements	\$86.88
			PO - 27083	0100-0000-0-1110-8200-560000-222-00-0000	Unrestricted Resources	Rentals, Leases, Repairs and Noncapitalized Improvements	\$82.52
			PO - 27083	0100-0000-0-1110-8200-560000-222-00-0000	Unrestricted Resources	Rentals, Leases, Repairs and Noncapitalized Improvements	\$82.52
			PO - 27083	0100-0000-0-1110-8200-560000-222-00-0000	Unrestricted Resources	Rentals, Leases, Repairs and Noncapitalized Improvements	\$71.79
			PO - 27083	0100-0000-0-1110-8200-560000-222-00-0000	Unrestricted Resources	Rentals, Leases, Repairs and Noncapitalized Improvements	\$71.79
			PO - 27083	0100-0000-0-1110-8200-560000-222-00-0000	Unrestricted Resources	Rentals, Leases, Repairs and Noncapitalized Improvements	\$71.79
			PO - 27083	0100-0000-0-1110-8200-560000-222-00-0000	Unrestricted Resources	Rentals, Leases, Repairs and Noncapitalized Improvements	\$71.79
			PO - 27083	0100-0000-0-1110-8200-560000-222-00-0000	Unrestricted Resources	Rentals, Leases, Repairs and Noncapitalized Improvements	\$39.05
			PO - 27083	0100-0000-0-1110-8200-560000-222-00-0000	Unrestricted Resources	Rentals, Leases, Repairs and Noncapitalized Improvements	\$39.05
			PO - 27083	0100-0000-0-1110-8200-560000-222-00-0000	Unrestricted Resources	Rentals, Leases, Repairs and Noncapitalized Improvements	\$39.05
			PO - 27083	0100-0000-0-1110-8200-560000-222-00-0000	Unrestricted Resources	Rentals, Leases, Repairs and Noncapitalized Improvements	\$39.02
			PO - 27083	0100-0000-0-1110-8200-560000-222-00-0000	Unrestricted Resources	Rentals, Leases, Repairs and Noncapitalized Improvements	\$63.30
			PO - 27083	0100-0000-0-1110-8200-560000-222-00-0000	Unrestricted Resources	Rentals, Leases, Repairs and Noncapitalized Improvements	\$67.34
			PO - 27083	0100-0000-0-1110-8200-560000-222-00-0000	Unrestricted Resources	Rentals, Leases, Repairs and Noncapitalized Improvements	\$66.66

Commercial Payment Register For Payments Dated: 11/17/2023

Document No	Vendor No	Vendor Name	Reference No	FD - RE - PY- GO - FN - OB - SI - L1 - L2	Resource	Object	Amount
12730873	4568	ARAMARK UNIFORM & CAR	PO - 27083	0100-0000-0-1110-8200-560000-222-00-0000	Unrestricted Resources	Rentals, Leases, Repairs and Noncapitalized Improvements	\$55.22
			PO - 27083	0100-0000-0-1110-8200-560000-222-00-0000	Unrestricted Resources	Rentals, Leases, Repairs and Noncapitalized Improvements	\$25.49
			PO - 27083	0100-0000-0-1110-8200-560000-222-00-0000	Unrestricted Resources	Rentals, Leases, Repairs and Noncapitalized Improvements	\$25.88
			PO - 27083	0100-0000-0-1110-8200-560000-222-00-0000	Unrestricted Resources	Rentals, Leases, Repairs and Noncapitalized Improvements	\$27.99
			PO - 27083	0100-0000-0-1110-8200-560000-222-00-0000	Unrestricted Resources	Rentals, Leases, Repairs and Noncapitalized Improvements	\$28.00
			PO - 27083	0100-0000-0-1110-8200-560000-222-00-0000	Unrestricted Resources	Rentals, Leases, Repairs and Noncapitalized Improvements	\$68.17
			PO - 27083	0100-0000-0-1110-8200-560000-222-00-0000	Unrestricted Resources	Rentals, Leases, Repairs and Noncapitalized Improvements	\$68.17
			PO - 27083	0100-0000-0-1110-8200-560000-222-00-0000	Unrestricted Resources	Rentals, Leases, Repairs and Noncapitalized Improvements	\$100.69
			PO - 27083	0100-0000-0-1110-8200-560000-222-00-0000	Unrestricted Resources	Rentals, Leases, Repairs and Noncapitalized Improvements	\$100.69
			PO - 27083	0100-0000-0-1110-8200-560000-222-00-0000	Unrestricted Resources	Rentals, Leases, Repairs and Noncapitalized Improvements	\$115.75
			PO - 27083	0100-0000-0-1110-8200-560000-222-00-0000	Unrestricted Resources	Rentals, Leases, Repairs and Noncapitalized Improvements	\$115.75
			PO - 27083	0100-0000-0-1110-8200-560000-222-00-0000	Unrestricted Resources	Rentals, Leases, Repairs and Noncapitalized Improvements	\$115.75
			PO - 27083	0100-0000-0-1110-8200-560000-222-00-0000	Unrestricted Resources	Rentals, Leases, Repairs and Noncapitalized Improvements	\$124.17
Total For Fund Number: 0100							\$2,293.11
12730873	4568	ARAMARK UNIFORM & CAR	PV - 28617	1300-5310-0-0000-3700-560000-000-00-0000	Child Nutrition - School Programs	Rentals, Leases, Repairs and Noncapitalized Improvements	\$90.83
			PV - 28618	1300-5310-0-0000-3700-560000-000-00-0000	Child Nutrition - School Programs	Rentals, Leases, Repairs and Noncapitalized Improvements	\$90.83
			PV - 28619	1300-5310-0-0000-3700-560000-000-00-0000	Child Nutrition - School Programs	Rentals, Leases, Repairs and Noncapitalized Improvements	\$90.83
			PV - 28620	1300-5310-0-0000-3700-560000-000-00-0000	Child Nutrition - School Programs	Rentals, Leases, Repairs and Noncapitalized Improvements	\$90.83
			PV - 28621	1300-5310-0-0000-3700-560000-000-00-0000	Child Nutrition - School Programs	Rentals, Leases, Repairs and Noncapitalized Improvements	\$82.52
			PV - 28622	1300-5310-0-0000-3700-560000-000-00-0000	Child Nutrition - School Programs	Rentals, Leases, Repairs and Noncapitalized Improvements	\$82.52
			PV - 28623	1300-5310-0-0000-3700-560000-000-00-0000	Child Nutrition - School Programs	Rentals, Leases, Repairs and Noncapitalized Improvements	\$82.52
			PV - 28624	1300-5310-0-0000-3700-560000-000-00-0000	Child Nutrition - School Programs	Rentals, Leases, Repairs and Noncapitalized Improvements	\$82.52
Total For Fund Number: 1300							\$693.40
Total Amount of Payment:							\$2,986.51
12730874	144	BSN SPORTS	PO - 27541	0100-1100-0-1110-1000-430001-222-00-0000	State Lottery	Instructional Materials/Classroom	\$400.30

Commercial Payment Register For Payments Dated: 11/17/2023

Document No	Vendor No	Vendor Name	Reference No	FD - RE - PY- GO - FN - OB - SI - LI - L2	Resource	Object	Amount
Total For Fund Number: 0100							\$400.30
Total Amount of Payment:							\$400.30
12730875	1354	CAROLINA BIOLOGICAL SUP	PO - 27492	0100-1100-0-1110-1000-430001-222-00-0000	State Lottery	Instructional Materials/Classroom	\$1,664.43
			PO - 27491	0100-1100-0-1110-1000-430001-222-00-0000	State Lottery	Instructional Materials/Classroom	\$64.56
Total For Fund Number: 0100							\$1,728.99
Total Amount of Payment:							\$1,728.99
12730876	260	CURRICULUM ASSOCIATES I	PO - 27510	0100-3010-0-1110-1000-430001-525-55-0302	IASA-Title I Basic Grants Low Income	Instructional Materials/Classroom	\$490.08
Total For Fund Number: 0100							\$490.08
Total Amount of Payment:							\$490.08
12730877	2661	DASSEL'S PETROLEUM	PO - 27459	0100-8150-0-0000-8100-430010-120-00-0000	Ongoing & Major Maint. Acct.	Matl & Suppl. -Gasoline/Diesel Fuel	\$2,411.70
Total For Fund Number: 0100							\$2,411.70
Total Amount of Payment:							\$2,411.70
12730878	2800	DOZIER, CARRIE	PV - 28632	0100-0000-0-1110-3140-520003-121-00-0000	Unrestricted Resources	Mileage-Other	\$109.65
Total For Fund Number: 0100							\$109.65
Total Amount of Payment:							\$109.65
12730879	2309	EXPLORELEARNING	PO - 27514	0100-3010-0-1110-1000-580011-525-55-0303	IASA-Title I Basic Grants Low Income	Software License Renewals	\$3,295.00
Total For Fund Number: 0100							\$3,295.00
Total Amount of Payment:							\$3,295.00
12730880	1759	FLINN SCIENTIFIC INC	PO - 27494	0100-1100-0-1110-1000-430001-222-00-0000	State Lottery	Instructional Materials/Classroom	\$75.10
Total For Fund Number: 0100							\$75.10
Total Amount of Payment:							\$75.10
12730881	4739	FOOD 4 THOUGHT LLC	PV - 28640	0100-7032-0-0000-0000-430000-000-00-0000	Child Nutrition: Kitchen Infrastructure & Training Funds 2022	Materials and Supplies	\$666.25
			PV - 28641	0100-7032-0-0000-0000-430000-000-00-0000	Child Nutrition: Kitchen Infrastructure & Training Funds 2022	Materials and Supplies	\$666.30
			PV - 28643	0100-7032-0-0000-0000-430000-000-00-0000	Child Nutrition: Kitchen Infrastructure & Training Funds 2022	Materials and Supplies	\$721.75
			PV - 28642	0100-7032-0-0000-0000-430000-000-00-0000	Child Nutrition: Kitchen Infrastructure & Training Funds 2022	Materials and Supplies	\$744.48
			PV - 28645	0100-7032-0-0000-0000-430000-000-00-0000	Child Nutrition: Kitchen Infrastructure & Training Funds 2022	Materials and Supplies	\$344.80
			PV - 28644	0100-7032-0-0000-0000-430000-000-00-0000	Child Nutrition: Kitchen Infrastructure & Training Funds 2022	Materials and Supplies	\$597.35

Commercial Payment Register For Payments Dated: 11/17/2023

Document No	Vendor No	Vendor Name	Reference No	FD - RE - PY- GO - FN - OB - SI - L1 - L2	Resource	Object	Amount
12730881	4739	FOOD 4 THOUGHT LLC	PV - 28646	0100-7032-0-0000-0000-430000-000-00-0000	Child Nutrition: Kitchen Infrastructure & Training Funds 2022	Materials and Supplies	\$162.30
			PV - 28647	0100-7032-0-0000-0000-430000-000-00-0000	Child Nutrition: Kitchen Infrastructure & Training Funds 2022	Materials and Supplies	\$243.87
			PV - 28648	0100-7032-0-0000-0000-430000-000-00-0000	Child Nutrition: Kitchen Infrastructure & Training Funds 2022	Materials and Supplies	\$339.94
			PV - 28649	0100-7032-0-0000-0000-430000-000-00-0000	Child Nutrition: Kitchen Infrastructure & Training Funds 2022	Materials and Supplies	\$563.93
			PV - 28650	0100-7032-0-0000-0000-430000-000-00-0000	Child Nutrition: Kitchen Infrastructure & Training Funds 2022	Materials and Supplies	\$408.10
			PV - 28651	0100-7032-0-0000-0000-430000-000-00-0000	Child Nutrition: Kitchen Infrastructure & Training Funds 2022	Materials and Supplies	\$491.34
			PV - 28652	0100-7032-0-0000-0000-430000-000-00-0000	Child Nutrition: Kitchen Infrastructure & Training Funds 2022	Materials and Supplies	\$344.20
					Total For Fund Number: 0100		\$6,294.61
12730881	4739	FOOD 4 THOUGHT LLC	PO - 27230	1300-5466-0-0000-3700-470000-000-00-0000	Child Nutrition: Supply Chain Assistance (SCA) Funds	Food	\$239.34
					Total For Fund Number: 1300		\$239.34
					Total Amount of Payment:		\$6,533.95
12730882	3983	GATELY, BRITTANY	PV - 28629	0100-1100-0-1110-1000-430001-424-00-0000	State Lottery	Instructional Materials/Classroom	\$119.38
					Total For Fund Number: 0100		\$119.38
					Total Amount of Payment:		\$119.38
12730883	401	GOLD STAR FOODS INC.	PO - 27232	1300-5310-0-0000-3700-470001-000-00-0000	Child Nutrition - School Programs	Food - Lunch Program	\$575.74
			PO - 27232	1300-5310-0-0000-3700-470001-000-00-0000	Child Nutrition - School Programs	Food - Lunch Program	\$290.31
			PO - 27232	1300-5310-0-0000-3700-470001-000-00-0000	Child Nutrition - School Programs	Food - Lunch Program	\$320.54
			PO - 27232	1300-5310-0-0000-3700-470001-000-00-0000	Child Nutrition - School Programs	Food - Lunch Program	\$148.73
			PO - 27232	1300-5310-0-0000-3700-470001-000-00-0000	Child Nutrition - School Programs	Food - Lunch Program	\$276.88
			PO - 27232	1300-5310-0-0000-3700-470001-000-00-0000	Child Nutrition - School Programs	Food - Lunch Program	\$215.54
			PO - 27232	1300-5310-0-0000-3700-470001-000-00-0000	Child Nutrition - School Programs	Food - Lunch Program	\$227.28
			PO - 27232	1300-5310-0-0000-3700-470001-000-00-0000	Child Nutrition - School Programs	Food - Lunch Program	\$484.11
			PO - 27232	1300-5310-0-0000-3700-470001-000-00-0000	Child Nutrition - School Programs	Food - Lunch Program	\$309.03
			PO - 27232	1300-5310-0-0000-3700-470001-000-00-0000	Child Nutrition - School Programs	Food - Lunch Program	\$645.26
			PO - 27232	1300-5310-0-0000-3700-470001-000-00-0000	Child Nutrition - School Programs	Food - Lunch Program	\$989.71
			PO - 27232	1300-5310-0-0000-3700-470001-000-00-0000	Child Nutrition - School Programs	Food - Lunch Program	\$778.88
			PO - 27232	1300-5310-0-0000-3700-470001-000-00-0000	Child Nutrition - School Programs	Food - Lunch Program	\$736.52

Commercial Payment Register For Payments Dated: 11/17/2023

Document No	Vendor No	Vendor Name	Reference No	FD - RE - PY- GO - FN - OB - SI - LI - L2	Resource	Object	Amount
12730883	401	GOLD STAR FOODS INC.	PO - 27232	1300-5310-0-0000-3700-470001-000-00-0000	Child Nutrition - School Programs	Food - Lunch Program	\$2,382.80
			PO - 27232	1300-5310-0-0000-3700-470001-000-00-0000	Child Nutrition - School Programs	Food - Lunch Program	\$1,920.72
			PO - 27232	1300-5310-0-0000-3700-470001-000-00-0000	Child Nutrition - School Programs	Food - Lunch Program	\$9.92
			PO - 27232	1300-5310-0-0000-3700-470001-000-00-0000	Child Nutrition - School Programs	Food - Lunch Program	\$45.27
			PO - 27232	1300-5310-0-0000-3700-470001-000-00-0000	Child Nutrition - School Programs	Food - Lunch Program	\$127.30
			PO - 27232	1300-5310-0-0000-3700-470001-000-00-0000	Child Nutrition - School Programs	Food - Lunch Program	\$188.48
			PO - 27232	1300-5310-0-0000-3700-470001-000-00-0000	Child Nutrition - School Programs	Food - Lunch Program	\$267.84
Total For Fund Number: 1300							\$10,940.86
Total Amount of Payment:							\$10,940.86
12730884	467	HOFMANS NURSERY	PO - 27073	0100-8150-0-0000-8100-430014-222-00-0000	Ongoing & Major Maint. Acct.	Maintenance Supplies	\$25.82
			PO - 27073	0100-8150-0-0000-8100-430014-323-00-0000	Ongoing & Major Maint. Acct.	Maintenance Supplies	\$25.82
			PO - 27073	0100-8150-0-0000-8100-430014-424-00-0000	Ongoing & Major Maint. Acct.	Maintenance Supplies	\$25.82
			PO - 27073	0100-8150-0-0000-8100-430014-525-00-0000	Ongoing & Major Maint. Acct.	Maintenance Supplies	\$25.81
			PO - 27073	0100-8150-0-0000-8100-430014-222-00-0000	Ongoing & Major Maint. Acct.	Maintenance Supplies	\$93.00
Total For Fund Number: 0100							\$196.27
Total Amount of Payment:							\$196.27
12730885	473	HOME DEPOT	PO - 27390	0100-8150-0-0000-8100-430014-525-00-0000	Ongoing & Major Maint. Acct.	Maintenance Supplies	\$1,533.46
Total For Fund Number: 0100							\$1,533.46
Total Amount of Payment:							\$1,533.46
12730886	4358	HOME DEPOT PRO	PV - 28609	0100-8150-0-0000-8100-430014-120-00-0000	Ongoing & Major Maint. Acct.	Maintenance Supplies	\$9.61
			PV - 28610	0100-8150-0-0000-8100-430014-222-00-0000	Ongoing & Major Maint. Acct.	Maintenance Supplies	\$9.61
			PV - 28611	0100-8150-0-0000-8100-430014-120-00-0000	Ongoing & Major Maint. Acct.	Maintenance Supplies	\$33.15
			PV - 28608	0100-8150-0-0000-8100-430014-120-00-0000	Ongoing & Major Maint. Acct.	Maintenance Supplies	\$751.76
			PO - 27071	0100-8150-0-0000-8100-430014-525-00-0000	Ongoing & Major Maint. Acct.	Maintenance Supplies	\$561.45
			PO - 27071	0100-8150-0-0000-8100-430014-424-00-0000	Ongoing & Major Maint. Acct.	Maintenance Supplies	\$561.46
			PO - 27071	0100-8150-0-0000-8100-430014-424-00-0000	Ongoing & Major Maint. Acct.	Maintenance Supplies	\$9.61
			PO - 27071	0100-8150-0-0000-8100-430014-525-00-0000	Ongoing & Major Maint. Acct.	Maintenance Supplies	\$9.61
			PO - 27071	0100-8150-0-0000-8100-430014-323-00-0000	Ongoing & Major Maint. Acct.	Maintenance Supplies	\$9.61
			PO - 27071	0100-8150-0-0000-8100-430014-525-00-0000	Ongoing & Major Maint. Acct.	Maintenance Supplies	\$21.42
			PO - 27071	0100-8150-0-0000-8100-430014-525-00-0000	Ongoing & Major Maint. Acct.	Maintenance Supplies	\$114.94
			Total For Fund Number: 0100				
Total Amount of Payment:							\$2,092.23
12730887	4942	IMPERIAL DADE	PO - 27231	1300-5310-0-0000-3700-430000-000-00-0000	Child Nutrition - School Programs	Materials and Supplies	\$1,422.00
			PO - 27231	1300-5310-0-0000-3700-430000-000-00-0000	Child Nutrition - School Programs	Materials and Supplies	\$1,957.02
Total For Fund Number: 1300							\$3,379.02

Commercial Payment Register For Payments Dated: 11/17/2023

Document No	Vendor No	Vendor Name	Reference No	FD - RE - PY - GO - FN - OB - SI - L1 - L2	Resource	Object	Amount
Total Amount of Payment:							<u>\$3,379.02</u>
12730888	575	LEMOORE HARDWARE	CM - 27037	0100-8150-0-0000-8100-430014-525-00-0000	Ongoing & Major Maint. Acct.	Maintenance Supplies	-\$5.36
			PO - 27062	0100-8150-0-0000-8100-430014-222-00-0000	Ongoing & Major Maint. Acct.	Maintenance Supplies	\$64.84
			PO - 27062	0100-8150-0-0000-8100-430014-323-00-0000	Ongoing & Major Maint. Acct.	Maintenance Supplies	\$12.32
			PO - 27062	0100-8150-0-0000-8100-430014-525-00-0000	Ongoing & Major Maint. Acct.	Maintenance Supplies	\$19.82
			PO - 27062	0100-8150-0-0000-8100-430014-222-00-0000	Ongoing & Major Maint. Acct.	Maintenance Supplies	\$23.01
			PO - 27062	0100-8150-0-0000-8100-430014-525-00-0000	Ongoing & Major Maint. Acct.	Maintenance Supplies	\$23.58
			PO - 27062	0100-8150-0-0000-8100-430014-222-00-0000	Ongoing & Major Maint. Acct.	Maintenance Supplies	\$24.50
Total For Fund Number: 0100							<u>\$162.71</u>
Total Amount of Payment:							<u>\$162.71</u>
12730889	2886	LOWE'S	PO - 27061	0100-8150-0-0000-8100-430014-424-00-0000	Ongoing & Major Maint. Acct.	Maintenance Supplies	\$149.72
			PV - 28616	0100-8150-0-0000-8100-430014-120-00-0000	Ongoing & Major Maint. Acct.	Maintenance Supplies	\$778.40
			PV - 28612	0100-8150-0-0000-8100-430014-120-00-0000	Ongoing & Major Maint. Acct.	Maintenance Supplies	\$45.69
			PV - 28615	0100-8150-0-0000-8100-430014-120-00-0000	Ongoing & Major Maint. Acct.	Maintenance Supplies	\$121.25
			PV - 28614	0100-8150-0-0000-8100-430014-120-00-0000	Ongoing & Major Maint. Acct.	Maintenance Supplies	\$14.25
			PV - 28613	0100-8150-0-0000-8100-430014-120-00-0000	Ongoing & Major Maint. Acct.	Maintenance Supplies	\$88.20
			PO - 27061	0100-8150-0-0000-8100-430014-222-00-0000	Ongoing & Major Maint. Acct.	Maintenance Supplies	\$81.30
			PO - 27061	0100-8150-0-0000-8100-430014-525-00-0000	Ongoing & Major Maint. Acct.	Maintenance Supplies	\$76.81
			PO - 27061	0100-8150-0-0000-8100-430014-525-00-0000	Ongoing & Major Maint. Acct.	Maintenance Supplies	\$66.02
			PO - 27061	0100-8150-0-0000-8100-430014-323-00-0000	Ongoing & Major Maint. Acct.	Maintenance Supplies	\$43.24
			PO - 27061	0100-8150-0-0000-8100-430014-222-00-0000	Ongoing & Major Maint. Acct.	Maintenance Supplies	\$36.34
			PO - 27061	0100-8150-0-0000-8100-430014-424-00-0000	Ongoing & Major Maint. Acct.	Maintenance Supplies	\$6.01
			PO - 27061	0100-8150-0-0000-8100-430014-424-00-0000	Ongoing & Major Maint. Acct.	Maintenance Supplies	\$30.35
			PO - 27061	0100-8150-0-0000-8100-430014-525-00-0000	Ongoing & Major Maint. Acct.	Maintenance Supplies	\$24.41
			PO - 27061	0100-8150-0-0000-8100-430014-323-00-0000	Ongoing & Major Maint. Acct.	Maintenance Supplies	\$18.32
Total For Fund Number: 0100							<u>\$1,580.31</u>
Total Amount of Payment:							<u>\$1,580.31</u>
12730890	4922	MELVIN, ALEXANDRA	PV - 28639	0100-0000-0-1110-3120-520003-121-00-0000	Unrestricted Resources	Mileage-Other	\$101.01
Total For Fund Number: 0100							<u>\$101.01</u>
Total Amount of Payment:							<u>\$101.01</u>
12730891	4305	NAVIA, RUBI	PV - 28633	0100-0199-0-0000-0000-869900-000-00-0000	Outlawed Warrants	All Other Local Revenues	\$103.57
Total For Fund Number: 0100							<u>\$103.57</u>
Total Amount of Payment:							<u>\$103.57</u>
12730892	720	ORIENTAL TRADING COMPA	PO - 27517	0100-1100-0-1110-1000-430000-525-00-0000	State Lottery	Materials and Supplies	\$144.62
Total For Fund Number: 0100							<u>\$144.62</u>
Total Amount of Payment:							<u>\$144.62</u>

Commercial Payment Register

For Payments Dated: 11/17/2023

Document No	Vendor No	Vendor Name	Reference No	FD - RE - PY- GO - FN - OB - SI - L1 - L2	Resource	Object	Amount
12730893	1550	OROSCO, KARLA	PV - 28634	0100-1100-0-1110-1000-430001-222-00-0000	State Lottery	Instructional Materials/Classroom	\$79.78
Total For Fund Number: 0100							\$79.78
Total Amount of Payment:							\$79.78
12730894	752	POSITIVE PROMOTIONS	PO - 27499	0100-1100-0-1110-1000-430000-323-00-0000	State Lottery	Materials and Supplies	\$506.82
Total For Fund Number: 0100							\$506.82
Total Amount of Payment:							\$506.82
12730895	1487	POWERSCHOOL GROUP LLC	PO - 27481	0100-0050-0-0000-7700-580011-121-00-0000	Classroom Standards	Software License Renewals	\$14,239.65
Total For Fund Number: 0100							\$14,239.65
Total Amount of Payment:							\$14,239.65
12730896	761	PRODUCERS DAIRY	PO - 27235	1300-5310-0-0000-3700-470000-000-00-0000	Child Nutrition - School Programs	Food	\$693.65
			PO - 27235	1300-5310-0-0000-3700-470000-000-00-0000	Child Nutrition - School Programs	Food	\$444.00
			PO - 27235	1300-5310-0-0000-3700-470000-000-00-0000	Child Nutrition - School Programs	Food	\$444.15
			PO - 27235	1300-5310-0-0000-3700-470000-000-00-0000	Child Nutrition - School Programs	Food	\$337.91
			PO - 27235	1300-5310-0-0000-3700-470000-000-00-0000	Child Nutrition - School Programs	Food	\$89.16
			PO - 27235	1300-5310-0-0000-3700-470000-000-00-0000	Child Nutrition - School Programs	Food	\$818.47
			PO - 27235	1300-5310-0-0000-3700-470000-000-00-0000	Child Nutrition - School Programs	Food	\$729.01
			PO - 27235	1300-5310-0-0000-3700-470000-000-00-0000	Child Nutrition - School Programs	Food	\$734.08
			PO - 27235	1300-5310-0-0000-3700-470000-000-00-0000	Child Nutrition - School Programs	Food	\$53.20
			PO - 27235	1300-5310-0-0000-3700-470000-000-00-0000	Child Nutrition - School Programs	Food	\$266.73
			PO - 27235	1300-5310-0-0000-3700-470000-000-00-0000	Child Nutrition - School Programs	Food	\$248.90
			PO - 27235	1300-5310-0-0000-3700-470000-000-00-0000	Child Nutrition - School Programs	Food	\$213.38
			PO - 27235	1300-5310-0-0000-3700-470000-000-00-0000	Child Nutrition - School Programs	Food	\$213.38
			PO - 27235	1300-5310-0-0000-3700-470000-000-00-0000	Child Nutrition - School Programs	Food	\$235.68
			PO - 27235	1300-5310-0-0000-3700-470000-000-00-0000	Child Nutrition - School Programs	Food	\$248.90
			PO - 27235	1300-5310-0-0000-3700-470000-000-00-0000	Child Nutrition - School Programs	Food	\$159.89
			PO - 27235	1300-5310-0-0000-3700-470000-000-00-0000	Child Nutrition - School Programs	Food	\$177.72
			PO - 27235	1300-5310-0-0000-3700-470000-000-00-0000	Child Nutrition - School Programs	Food	\$177.72
			PO - 27235	1300-5310-0-0000-3700-470000-000-00-0000	Child Nutrition - School Programs	Food	\$178.02
			PO - 27235	1300-5310-0-0000-3700-470000-000-00-0000	Child Nutrition - School Programs	Food	\$391.70
			PO - 27235	1300-5310-0-0000-3700-470000-000-00-0000	Child Nutrition - School Programs	Food	\$409.39
			PO - 27235	1300-5310-0-0000-3700-470000-000-00-0000	Child Nutrition - School Programs	Food	\$427.37
			PO - 27235	1300-5310-0-0000-3700-470000-000-00-0000	Child Nutrition - School Programs	Food	\$516.38
			PO - 27235	1300-5310-0-0000-3700-470000-000-00-0000	Child Nutrition - School Programs	Food	\$552.19
			PO - 27235	1300-5310-0-0000-3700-470000-000-00-0000	Child Nutrition - School Programs	Food	\$391.70
			PO - 27235	1300-5310-0-0000-3700-470000-000-00-0000	Child Nutrition - School Programs	Food	\$301.49

Commercial Payment Register For Payments Dated: 11/17/2023

Document No	Vendor No	Vendor Name	Reference No	FD - RE - PY- GO - FN - OB - SI - L1 - L2	Resource	Object	Amount
12730896	761	PRODUCERS DAIRY	PO - 27235	1300-5310-0-0000-3700-470000-000-00-0000	Child Nutrition - School Programs	Food	\$301.64
			PO - 27235	1300-5310-0-0000-3700-470000-000-00-0000	Child Nutrition - School Programs	Food	\$284.11
			PO - 27235	1300-5310-0-0000-3700-470000-000-00-0000	Child Nutrition - School Programs	Food	\$89.16
			PO - 27235	1300-5310-0-0000-3700-470000-000-00-0000	Child Nutrition - School Programs	Food	\$124.38
			PO - 27235	1300-5310-0-0000-3700-470000-000-00-0000	Child Nutrition - School Programs	Food	\$284.71
			PO - 27235	1300-5310-0-0000-3700-470000-000-00-0000	Child Nutrition - School Programs	Food	\$283.81
			PO - 27235	1300-5310-0-0000-3700-470000-000-00-0000	Child Nutrition - School Programs	Food	\$213.38
			PO - 27235	1300-5310-0-0000-3700-470000-000-00-0000	Child Nutrition - School Programs	Food	\$212.93
			PO - 27235	1300-5310-0-0000-3700-470000-000-00-0000	Child Nutrition - School Programs	Food	\$213.08
Total For Fund Number: 1300							\$11,461.37
Total Amount of Payment:							\$11,461.37
12730897	4927	R.E. JACOBS CONSTRUCTION	PO - 27244	1400-8150-0-0000-8500-620000-525-00-7593	Ongoing & Major Maint. Acct.	Buildings and Improvement of Buildings	\$10,507.00
Total For Fund Number: 1400							\$10,507.00
Total Amount of Payment:							\$10,507.00
12730898	2616	SCHOOL NURSE SUPPLY INC	PO - 27523	0100-3213-0-1110-1000-410000-121-31-0101	Elementary & Secondary School Emergency Relief III (ESSER III) Fund	Textbooks	\$611.33
Total For Fund Number: 0100							\$611.33
Total Amount of Payment:							\$611.33
12730899	4111	SOWERS, KELLI	PV - 28631	0100-0000-0-1110-3120-520003-121-00-0000	Unrestricted Resources	Mileage-Other	\$77.95
Total For Fund Number: 0100							\$77.95
Total Amount of Payment:							\$77.95
12730900	1332	STAPLES	CM - 27038	0100-0000-0-1110-8200-430012-222-00-0000	Unrestricted Resources	Custodian Supplies	-\$51.73
			CM - 27039	0100-0000-0-0000-2110-430000-121-00-0000	Unrestricted Resources	Materials and Supplies	-\$5.61
			PO - 27431	0100-0000-0-0000-2110-430000-121-00-0000	Unrestricted Resources	Materials and Supplies	\$386.00
			PV - 28626	0100-0000-0-1110-8200-430012-323-00-0000	Unrestricted Resources	Custodian Supplies	\$330.63
			PV - 28625	0100-0000-0-1110-8200-430012-222-00-0000	Unrestricted Resources	Custodian Supplies	\$750.75
			PV - 28627	0100-0000-0-1110-8200-430012-525-00-0000	Unrestricted Resources	Custodian Supplies	\$1,053.84
			PV - 28628	0100-0000-0-1110-8200-430012-525-00-0000	Unrestricted Resources	Custodian Supplies	\$750.75
Total For Fund Number: 0100							\$3,214.63
Total Amount of Payment:							\$3,214.63
12730901	2601	TOTAL COMPENSATION SYS	PV - 28638	0100-0000-0-0000-7200-580000-121-00-0000	Unrestricted Resources	Other Services and Operating Expenditures	\$1,462.50
Total For Fund Number: 0100							\$1,462.50
Total Amount of Payment:							\$1,462.50
12730902	4963	TULARE CITY SCHOOL DISTI	PV - 28630	0100-1100-0-1156-1000-430001-222-00-0000	State Lottery	Instructional Materials/Classroom	\$250.00
Total For Fund Number: 0100							\$250.00

Commercial Payment Register

For Payments Dated: 11/17/2023

Document No	Vendor No	Vendor Name	Reference No	FD - RE - PY- GO - FN - OB - SI - L1 - L2	Resource	Object	Amount
Total Amount of Payment:							\$250.00
12730903	4169	US SOAP WEST LLC	PV - 28636	1300-5310-0-0000-3700-430000-000-00-0000	Child Nutrition - School Programs	Materials and Supplies	\$62.21
			PV - 28635	1300-5310-0-0000-3700-430000-000-00-0000	Child Nutrition - School Programs	Materials and Supplies	\$256.33
			PV - 28637	1300-5310-0-0000-3700-430000-000-00-0000	Child Nutrition - School Programs	Materials and Supplies	\$126.13
Total For Fund Number: 1300							\$444.67
Total Amount of Payment:							\$444.67
12730904	1593	VERIZON WIRELESS	PO - 27003	0100-0000-0-0000-7200-590010-121-00-0000	Unrestricted Resources	Communications - Telephone	\$251.78
			PO - 27003	0100-8150-0-0000-8100-590010-424-00-0000	Ongoing & Major Maint. Acct.	Communications - Telephone	\$1.36
			PO - 27003	0100-8150-0-0000-8100-590010-120-00-0000	Ongoing & Major Maint. Acct.	Communications - Telephone	\$87.34
Total For Fund Number: 0100							\$340.48
Total Amount of Payment:							\$340.48

Commercial Payment Register
For Payments Dated: 11/17/2023

District: 11 Central Union Elementary School District

Fund

Total

0100

\$43,915.24

1300

\$27,158.66

1400

\$10,507.00

Total # of Payments: 32

\$81,580.90

Total # of Payments: 32

Grand Total: \$ 81,580.90

Warrant Register For Warrants Dated 11/27/2023

Warrant Number	Vendor Number	Vendor Name	Amount
12731465	3244	FASTENAL COMPANY	\$6.66
12731466	4773	INFINITY POWER SOLUTIONS INC	\$3,490.00
12731467	542	KINGS CO OFFICE OF EDUCATION	\$6,900.00
12731468	3006	MEDALLION SUPPLY INC.	\$136.00
12731469	712	OFFICE DEPOT INC	\$8,668.59
12731470	886	SO. CALIF.GAS CO	\$2,100.91
12731471	1953	WILD WATER ADVENTURE	\$1,040.65

Total Amount of All Warrants: \$22,342.81



District Name: **Central Union Elementary School District**

As per the Authorized Signature Permit, the following payments are authorized as listed on the payment register.

	Warrants	7	\$22,342.81
	Credit Card Payments	0	
Grand Total for Payments Dated:	11/27/2023		\$22,342.81

Authorized Officer/Employee



Or

Board Members *

* If this option is chosen, must have a majority of board members authorization (EC 42632)

Date _____

KCOE Examination and Approval

By _____

Date _____

This order must be returned to KCOE prior to distribution of payments.

Commercial Payment Register

For Payments Dated: 11/27/2023

Document No	Vendor No	Vendor Name	Reference No	FD - RE - PY- GO - FN - OB - SI - L1 - L2	Resource	Object	Amount
12731465	3244	FASTENAL COMPANY	PO - 27076	0100-8150-0-0000-8100-430014-222-00-0000	Ongoing & Major Maint. Acct.	Maintenance Supplies	\$6.66
Total For Fund Number: 0100							\$6.66
Total Amount of Payment:							\$6.66
12731466	4773	INFINITY POWER SOLUTION	PO - 27546	0100-7032-0-0000-8500-640000-525-00-0000	Child Nutrition: Kitchen Infrastructure & Training Funds 2022	Equipment	\$2,705.00
			PO - 27547	0100-8150-0-0000-8100-560009-222-00-0000	Ongoing & Major Maint. Acct.	Outsider Services	\$785.00
Total For Fund Number: 0100							\$3,490.00
Total Amount of Payment:							\$3,490.00
12731467	542	KINGS CO OFFICE OF EDUCATION	PO - 27419	0100-0000-0-0000-2110-520000-121-00-0000	Unrestricted Resources	Travel and Conferences	\$2,185.00
			PO - 27335	0100-0000-0-0000-7410-580004-000-00-0000	Unrestricted Resources	Contract w/County Schools	\$1,800.00
			PO - 27419	0100-0315-0-1110-7410-520000-121-31-0301	Tier III, Professional Development Block Grant	Travel and Conferences	\$815.00
			PO - 27549	0100-3213-0-0000-7410-580004-000-00-0000	Elementary & Secondary School Emergency Relief III (ESSER III) Fund	Contract w/County Schools	\$600.00
			PO - 27042	0100-4203-0-1110-7410-580004-121-31-0305	Title III Limited English Proficiency (LEP) Student Program	Contract w/County Schools	\$1,500.00
Total For Fund Number: 0100							\$6,900.00
Total Amount of Payment:							\$6,900.00
12731468	3006	MEDALLION SUPPLY INC.	PO - 27060	0100-8150-0-0000-8100-430014-222-00-0000	Ongoing & Major Maint. Acct.	Maintenance Supplies	\$136.00
Total For Fund Number: 0100							\$136.00
Total Amount of Payment:							\$136.00
12731469	712	OFFICE DEPOT INC	PO - 27424	0100-0000-0-0000-7200-430000-121-00-0000	Unrestricted Resources	Materials and Supplies	\$25.50
			PO - 27430	0100-0000-0-0000-2110-430000-121-00-0000	Unrestricted Resources	Materials and Supplies	\$26.80
			PO - 27430	0100-0000-0-0000-2110-430000-121-00-0000	Unrestricted Resources	Materials and Supplies	\$156.23
			PO - 27458	0100-0050-0-0000-7700-430000-121-00-0000	Classroom Standards	Materials and Supplies	\$50.02
			PO - 27458	0100-0050-0-0000-7700-430000-121-00-0000	Classroom Standards	Materials and Supplies	\$20.86
			PO - 27426	0100-1100-0-1110-1000-430000-222-00-0000	State Lottery	Materials and Supplies	\$1,711.28
			PV - 28653	0100-1100-0-1110-1000-430000-525-00-0000	State Lottery	Materials and Supplies	\$299.98
			PO - 27469	0100-1100-0-1110-1000-430001-424-00-0000	State Lottery	Instructional Materials/Classroom	\$2,144.79
			PO - 27470	0100-1100-0-1110-1000-430001-222-00-0000	State Lottery	Instructional Materials/Classroom	\$26.51
			PO - 27470	0100-1100-0-1110-1000-430001-222-00-0000	State Lottery	Instructional Materials/Classroom	\$30.85
			PO - 27470	0100-1100-0-1110-1000-430001-222-00-0000	State Lottery	Instructional Materials/Classroom	\$31.47
			PO - 27471	0100-1100-0-1110-1000-430001-222-00-0000	State Lottery	Instructional Materials/Classroom	\$124.89
			PO - 27486	0100-1100-0-1110-1000-430001-222-00-0000	State Lottery	Instructional Materials/Classroom	\$55.08
			PO - 27470	0100-1100-0-1110-1000-430001-222-00-0000	State Lottery	Instructional Materials/Classroom	\$140.98
			PO - 27497	0100-1100-0-1110-1000-430001-424-00-0000	State Lottery	Instructional Materials/Classroom	\$353.89

Commercial Payment Register
For Payments Dated: 11/27/2023

Document No	Vendor No	Vendor Name	Reference No	FD - RE - PY- GO - FN - OB - SI - L1 - L2	Resource	Object	Amount
			PO - 27500	0100-1100-0-1110-2700-430000-222-00-0000	State Lottery	Materials and Supplies	\$407.54
			PO - 27500	0100-1100-0-1110-1000-430001-222-00-0000	State Lottery	Instructional Materials/Classroom	\$841.86
			PO - 27444	0100-3010-0-1110-1000-430001-525-55-0303	IASA-Title I Basic Grants Low Income	Instructional Materials/Classroom	\$1,038.39
			PO - 27444	0100-3010-0-1110-1000-430001-525-55-0302	IASA-Title I Basic Grants Low Income	Instructional Materials/Classroom	\$1,181.67
						Total For Fund Number: 0100	<u>\$8,668.59</u>
						Total Amount of Payment:	<u>\$8,668.59</u>
12731470	886	SO. CALIF.GAS CO	PO - 27005	0100-0000-0-1110-8200-550010-525-00-0000	Unrestricted Resources	Gas	\$18.15
			PO - 27005	0100-0000-0-1110-8200-550010-525-00-0000	Unrestricted Resources	Gas	\$23.53
			PO - 27005	0100-0000-0-1110-8200-550010-525-00-0000	Unrestricted Resources	Gas	\$55.47
			PO - 27005	0100-0000-0-1110-8200-550010-222-00-0000	Unrestricted Resources	Gas	\$930.57
			PO - 27005	0100-0000-0-1110-8200-550010-525-00-0000	Unrestricted Resources	Gas	\$367.81
			PO - 27005	0100-0000-0-1110-8200-550010-424-00-0000	Unrestricted Resources	Gas	\$393.04
			PO - 27005	0100-0000-0-1110-8200-550010-525-00-0000	Unrestricted Resources	Gas	\$312.34
						Total For Fund Number: 0100	<u>\$2,100.91</u>
						Total Amount of Payment:	<u>\$2,100.91</u>
12731471	1953	WILD WATER ADVENTURE	PO - 27551	0100-1100-0-1110-1000-580000-525-00-0000	State Lottery	Other Services and Operating Expenditures	\$1,040.65
						Total For Fund Number: 0100	<u>\$1,040.65</u>
						Total Amount of Payment:	<u>\$1,040.65</u>

Commercial Payment Register
For Payments Dated: 11/27/2023

District: 11 Central Union Elementary School District

Fund

0100

Total

\$22,342.81

Total # of Payments: 7

\$22,342.81

Total # of Payments: 7

Grand Total: \$ 22,342.81

Fiscal Position Report
 November 2023
 Unrestricted

Fund: 0100 General Fund

		November Amount	YTD Amount	Working Budget	% of Budget	% Remain
BEGINNING BALANCE						
Net Beginning Balance	9791-9795		\$19,399,365.58	\$17,289,752.40		
REVENUES						
1) LCFF Sources	8010-8099	\$1,562,672.00	\$7,212,414.41	\$20,080,449.82	35.92	64.08
2) Federal Revenues	8100-8299	\$880,380.00	\$5,977,927.40	\$8,481,495.07	70.48	29.52
3) Other State Revenues	8300-8599	\$79,321.90	\$130,534.31	\$791,604.00	16.49	83.51
4) Other Local Revenues	8600-8799	\$33,089.94	\$221,174.38	\$249,736.76	88.56	11.44
5) Total, Revenues		\$2,555,463.84	\$13,542,050.50	\$29,603,285.65	45.75	54.25
EXPENDITURES						
1) Certificated Salaries	1000-1999	\$1,147,414.23	\$4,740,833.96	\$13,493,260.47	35.13	64.87
2) Classified Salaries	2000-2999	\$376,835.92	\$1,653,378.24	\$4,379,469.47	37.75	62.25
3) Employee Benefits	3000-3999	\$604,483.47	\$2,610,105.17	\$7,465,143.48	34.96	65.04
4) Books and Supplies	4000-4999	\$18,199.72	\$170,816.30	\$1,387,691.19	12.31	87.69
5) Services, Oth Oper Exp	5000-5999	\$139,037.44	\$1,084,119.81	\$2,586,164.72	41.92	58.08
6) Capital Outlay	6000-6999	\$0.00	\$37,482.50	\$581,365.00	6.45	93.55
7) Other Outgo(excl. 7300`s)	7100-7499	\$7,166.00	\$29,460.00	\$78,485.00	37.54	62.46
8) Direct/Indirect Support	7300-7399	\$0.00	\$0.00	(\$274,440.44)	0.00	100.00
9) Total Expenditures		\$2,293,136.78	\$10,326,195.98	\$29,697,138.89	34.77	65.23
OTHER FINANCING SOURCES/USES						
1) Transfers						
A) Transfers In	8910-8929	\$126,325.83	\$126,325.83	\$303,182.00	41.67	58.33
B) Transfers Out	7610-7629	\$613,537.75	\$613,537.75	\$772,490.72	79.42	20.58
3) Contributions	8980-8999	\$0.00	\$0.00	(\$1,983,568.46)	0.00	100.00
4) Total, Other Financing Sources/Uses		(\$487,211.92)	(\$487,211.92)	(\$2,452,877.18)	(81.49)	181.49
NET INCREASE (DECREASE) IN FUND BALANCE		(\$224,884.86)	\$2,728,642.60	(\$2,546,730.42)		
ENDING FUND BALANCE			\$22,128,008.18	\$14,743,021.98		

Fiscal Position Report
 November 2023
 Restricted

Fund: 0100 General Fund

		November Amount	YTD Amount	Working Budget	% of Budget	% Remain
BEGINNING BALANCE						
Net Beginning Balance	9791-9795		\$6,601,746.25	\$5,779,158.55		
REVENUES						
2) Federal Revenues	8100-8299	(\$464,565.37)	\$494,223.75	\$2,291,902.61	21.56	78.44
3) Other State Revenues	8300-8599	\$118,890.11	\$1,092,775.28	\$3,633,045.00	30.08	69.92
4) Other Local Revenues	8600-8799	\$67,570.00	\$278,737.16	\$804,033.00	34.67	65.33
5) Total, Revenues		(\$278,105.26)	\$1,865,736.19	\$6,728,980.61	27.73	72.27
EXPENDITURES						
1) Certificated Salaries	1000-1999	\$116,542.26	\$560,642.77	\$1,369,319.97	40.94	59.06
2) Classified Salaries	2000-2999	\$55,322.25	\$327,610.29	\$805,427.31	40.68	59.32
3) Employee Benefits	3000-3999	\$62,404.05	\$279,992.31	\$2,286,532.39	12.25	87.75
4) Books and Supplies	4000-4999	\$28,550.67	\$77,325.75	\$1,223,384.12	6.32	93.68
5) Services, Oth Oper Exp	5000-5999	\$19,651.98	\$323,199.52	\$2,544,543.04	12.70	87.30
6) Capital Outlay	6000-6999	\$13,808.43	\$15,774.35	\$477,081.67	3.31	96.69
7) Other Outgo(excl. 7300`s)	7100-7499	\$0.00	\$0.00	\$269,225.00	0.00	100.00
8) Direct/Indirect Support	7300-7399	\$0.00	\$0.00	\$214,220.00	0.00	100.00
9) Total Expenditures		\$296,279.64	\$1,584,544.99	\$9,189,733.50	17.24	82.76
OTHER FINANCING SOURCES/USES						
1) Transfers						
B) Transfers Out	7610-7629	\$0.00	\$0.00	\$0.00	0.00	100.00
3) Contributions	8980-8999	\$16,515.00	\$16,515.00	\$1,983,568.46	0.83	99.17
4) Total, Other Financing Sources/Uses		\$16,515.00	\$16,515.00	\$1,983,568.46	0.83	99.17
NET INCREASE (DECREASE) IN FUND BALANCE		(\$557,869.90)	\$297,706.20	(\$477,184.43)		
ENDING FUND BALANCE			\$6,899,452.45	\$5,301,974.12		

Fiscal Position Report

November 2023

Fund: 0100 General Fund

		November Amount	YTD Amount	Working Budget	% of Budget	% Remain
BEGINNING BALANCE						
Net Beginning Balance	9791-9795		\$26,001,111.83	\$23,068,910.95		
REVENUES						
1) LCFF Sources	8010-8099	\$1,562,672.00	\$7,212,414.41	\$20,080,449.82	35.92	64.08
2) Federal Revenues	8100-8299	\$415,814.63	\$6,472,151.15	\$10,773,397.68	60.08	39.92
3) Other State Revenues	8300-8599	\$198,212.01	\$1,223,309.59	\$4,424,649.00	27.65	72.35
4) Other Local Revenues	8600-8799	\$100,659.94	\$499,911.54	\$1,053,769.76	47.44	52.56
5) Total, Revenues		\$2,277,358.58	\$15,407,786.69	\$36,332,266.26	42.41	57.59
EXPENDITURES						
1) Certificated Salaries	1000-1999	\$1,263,956.49	\$5,301,476.73	\$14,862,580.44	35.67	64.33
2) Classified Salaries	2000-2999	\$432,158.17	\$1,980,988.53	\$5,184,896.78	38.21	61.79
3) Employee Benefits	3000-3999	\$666,887.52	\$2,890,097.48	\$9,751,675.87	29.64	70.36
4) Books and Supplies	4000-4999	\$46,750.39	\$248,142.05	\$2,611,075.31	9.50	90.50
5) Services, Oth Oper Exp	5000-5999	\$158,689.42	\$1,407,319.33	\$5,130,707.76	27.43	72.57
6) Capital Outlay	6000-6999	\$13,808.43	\$53,256.85	\$1,058,446.67	5.03	94.97
7) Other Outgo(excl. 7300`s)	7100-7499	\$7,166.00	\$29,460.00	\$347,710.00	8.47	91.53
8) Direct/Indirect Support	7300-7399	\$0.00	\$0.00	(\$60,220.44)	0.00	100.00
9) Total Expenditures		\$2,589,416.42	\$11,910,740.97	\$38,886,872.39	30.63	69.37
OTHER FINANCING SOURCES/USES						
1) Transfers						
A) Transfers In	8910-8929	\$126,325.83	\$126,325.83	\$303,182.00	41.67	58.33
B) Transfers Out	7610-7629	\$613,537.75	\$613,537.75	\$772,490.72	79.42	20.58
3) Contributions	8980-8999	\$16,515.00	\$16,515.00	\$0.00	0.00	100.00
4) Total, Other Financing Sources/Uses		(\$470,696.92)	(\$470,696.92)	(\$469,308.72)	70.32	29.68
NET INCREASE (DECREASE) IN FUND BALANCE		(\$782,754.76)	\$3,026,348.80	(\$3,023,914.85)		
ENDING FUND BALANCE			\$29,027,460.63	\$20,044,996.10		

Fiscal Position Report

November 2023

Fund: 1300 Cafeteria Fund

		November Amount	YTD Amount	Working Budget	% of Budget	% Remain
BEGINNING BALANCE						
Net Beginning Balance	9791-9795		\$624,385.25	\$176,879.82		
REVENUES						
2) Federal Revenues	8100-8299	\$66,607.96	\$105,893.50	\$712,000.00	14.87	85.13
3) Other State Revenues	8300-8599	\$95,252.61	\$153,165.58	\$786,200.00	19.48	80.52
4) Other Local Revenues	8600-8799	\$1,254.30	\$5,069.88	\$10,630.36	47.69	52.31
5) Total, Revenues		\$163,114.87	\$264,128.96	\$1,508,830.36	17.51	82.49
EXPENDITURES						
2) Classified Salaries	2000-2999	\$49,152.14	\$193,698.36	\$443,277.00	43.70	56.30
3) Employee Benefits	3000-3999	\$23,287.23	\$92,370.63	\$227,842.00	40.54	59.46
4) Books and Supplies	4000-4999	\$66,599.85	\$182,203.96	\$620,145.06	29.38	70.62
5) Services, Oth Oper Exp	5000-5999	\$1,293.98	\$16,887.12	\$32,000.00	52.77	47.23
6) Capital Outlay	6000-6999	\$0.00	\$0.00	\$0.00	0.00	100.00
8) Direct/Indirect Support	7300-7399	\$0.00	\$0.00	\$64,030.44	0.00	100.00
9) Total Expenditures		\$140,333.20	\$485,160.07	\$1,387,294.50	34.97	65.03
OTHER FINANCING SOURCES/USES						
1) Transfers						
A) Transfers In	8910-8929	\$0.00	\$0.00	\$0.00	0.00	100.00
3) Contributions	8980-8999	\$0.00	\$0.00	\$0.00	0.00	100.00
4) Total, Other Financing Sources/Uses		\$0.00	\$0.00	\$0.00	0.00	100.00
NET INCREASE (DECREASE) IN FUND BALANCE		\$22,781.67	(\$221,031.11)	\$121,535.86		
ENDING FUND BALANCE			\$403,354.14	\$298,415.68		

ANNUAL REPORT OF DEVELOPER FEES

School District Name: Central Union School District
Reporting Period: July 1, 2022 – June 30, 2023
Date Report Presented to the Board: December 11, 2023

DESCRIPTION OF THE TYPE AND AMOUNT OF THE FEE

This district has levied school facilities fees pursuant to the various resolutions, the most recent of which is Resolution #G-05-23-2022. These resolutions were adopted under the authority of the Government Code Section 53080 for the purpose of funding the construction or reconstruction of school facilities.

The amount collected by this district is \$ 4.79 per square foot of assessable space for residential construction and \$0.78 per square foot of covered and enclosed space of commercial/industrial development, but subject to the district's determination that a particular project is exempt from all or part of these fees.

Pursuant to Education Code Section 17623 and an agreement with the district(s) sharing territory with the district, generally only 60% of the maximum fee specified above is distributed to this district.

**Central Union School District
Developer Fees Annual Report
Fiscal Year Ending June 30, 2023**

Statement of Revenues, Expenditures and Fund Balance

Revenues

Interest	\$476.70	
Mitigation/developer fees	<u>\$11,079.80</u>	
Total revenues		\$11,556.50

Expenditures

\$0.00

Beginning fund balance \$25,588.23

Ending Fund Balance \$37,144.73

Balance Sheet

Assets

Cash in County Treasury	\$37,144.73	
Accounts Receivable	<u>\$0.00</u>	

Total Assets \$37,144.73

Liabilities and Fund Balance

Accounts Payable	\$0.00	
Fund balance	<u>\$37,144.73</u>	

Total Liabilities and Fund Balance \$37,144.73

Central Union Elementary School District				
Developer Fees Collected				
Fiscal Year 2022-23				
CHECK #	DATE	ADDRESS	SQ. FT.	AMOUNT
01-306744	11/17/22	18178 Idaho Ave. Lemoore	2828	\$6,790.03
01-318286	4/18/23	WESTLAND SOLAR BLUE (OZ) 25959 Laurel Ave. SFD	1344	\$619.05
	4/18/23	CHESTNUT WESTSIDE LLC 24998 Nevada Ave. KTC	1344	\$619.05
		Total amount of Check		\$1,238.10
01-319790	5/26/23	15640 Idaho Ave. Lemoore	780	\$2,193.83
01-322427	6/13/23	DRAGONCHUK PROPERTY MANAGEMENT 17140 Jackson Ave. Lemoore	305	\$857.84
		GRAND TOTAL		\$11,079.80

NOTICE OF CRITERIA AND STANDARDS REVIEW This interim report was based upon and reviewed using the state-adopted Criteria and Standards (Pursuant to Education Code (EC) sections 33129 and 42130)

Signed: _____ Date: _____
District Superintendent or Designee

NOTICE OF INTERIM REVIEW All action shall be taken on this report during a regular or authorized special meeting of the governing board

To the County Superintendent of Schools:

This interim report and certification of financial condition are hereby filed by the governing board of the school district (Pursuant to EC Section 42131)

Meeting Date: December 11, 2023 Signed: _____
President of the Governing Board

CERTIFICATION OF FINANCIAL CONDITION

POSITIVE CERTIFICATION
As President of the Governing Board of this school district, I certify that based upon current projections this district will meet its financial obligations for the current fiscal year and subsequent two fiscal years

QUALIFIED CERTIFICATION
As President of the Governing Board of this school district, I certify that based upon current projections this district may not meet its financial obligations for the current fiscal year or two subsequent fiscal years

NEGATIVE CERTIFICATION
As President of the Governing Board of this school district, I certify that based upon current projections this district will be unable to meet its financial obligations for the remainder of the current fiscal year or for the subsequent fiscal year

Contact person for additional information on the interim report:

Name: Teresa Santamaria Telephone: 559-925-2620
Title: Chief Business Official E-mail: tsantama@central.k12.ca.us

Criteria and Standards Review Summary

The following summary is automatically completed based on data provided in the Criteria and Standards Review form (Form 01CSI). Criteria and standards that are "Not Met," and supplemental information and additional fiscal indicators that are "Yes," may indicate areas of potential concern, which could affect the interim report certification, and should be carefully reviewed

CRITERIA AND STANDARDS			Met	Not Met
1	Average Daily Attendance	Funded ADA for any of the current or two subsequent fiscal years has not changed by more than two percent since budget adoption.	X	
CRITERIA AND STANDARDS (continued)			Met	Not Met
2	Enrollment	Projected enrollment for any of the current or two subsequent fiscal years has not changed by more than two percent since budget adoption.		X
3	ADA to Enrollment	Projected second period (P-2) ADA to enrollment ratio for the current and two subsequent fiscal years is consistent with historical ratios.		X
4	Local Control Funding Formula (LCFF) Revenue	Projected LCFF revenue for any of the current or two subsequent fiscal years has not changed by more than two percent since budget adoption.		X
5	Salaries and Benefits	Projected ratio of total unrestricted salaries and benefits to total unrestricted general fund expenditures has not changed by more than the standard for the current and two subsequent fiscal years.	X	
6a	Other Revenues	Projected operating revenues (federal, other state, other local) for the current and two subsequent fiscal years have not changed by more than five percent since budget adoption.	X	
6b	Other Expenditures	Projected operating expenditures (books and supplies, services and other expenditures) for the current and two subsequent fiscal years have not changed by more than five percent since budget adoption.	X	
7	Ongoing and Major Maintenance Account	If applicable, changes occurring since budget adoption meet the required contribution to the ongoing and major maintenance account (i.e., restricted maintenance account).		X
8	Deficit Spending	Unrestricted deficit spending, if any, has not exceeded the standard in any of the current or two subsequent fiscal years.		X
9a	Fund Balance	Projected general fund balance will be positive at the end of the current and two subsequent fiscal years.	X	
9b	Cash Balance	Projected general fund cash balance will be positive at the end of the current fiscal year.	X	
10	Reserves	Available reserves (e.g., reserve for economic uncertainties, unassigned/unappropriated amounts) meet minimum requirements for the current and two subsequent fiscal years.	X	
SUPPLEMENTAL INFORMATION			No	Yes
S1	Contingent Liabilities	Have any known or contingent liabilities (e.g., financial or program audits, litigation, state compliance reviews) occurred since budget adoption that may impact the budget?	X	

S2	Using One-time Revenues to Fund Ongoing Expenditures	Are there ongoing general fund expenditures funded with one-time revenues that have changed since budget adoption by more than five percent?	X	
S3	Temporary Interfund Borrowings	Are there projected temporary borrowings between funds?	X	
S4	Contingent Revenues	Are any projected revenues for any of the current or two subsequent fiscal years contingent on reauthorization by the local government, special legislation, or other definitive act (e.g., parcel taxes, forest reserves)?	X	
S5	Contributions	Have contributions from unrestricted to restricted resources, or transfers to or from the general fund to cover operating deficits, changed since budget adoption by more than \$20,000 and more than 5% for any of the current or two subsequent fiscal years?		X
SUPPLEMENTAL INFORMATION (continued)			No	Yes
S6	Long-term Commitments	Does the district have long-term (multiyear) commitments or debt agreements?	X	
		• If yes, have annual payments for the current or two subsequent fiscal years increased over prior year's (2022-23) annual payment?	n/a	
		• If yes, will funding sources used to pay long-term commitments decrease or expire prior to the end of the commitment period, or are they one-time sources?	n/a	
S7a	Postemployment Benefits Other than Pensions	Does the district provide postemployment benefits other than pensions (OPEB)?		X
		• If yes, have there been changes since budget adoption in OPEB liabilities?		X
S7b	Other Self-insurance Benefits	Does the district operate any self-insurance programs (e.g., workers' compensation)?	X	
		• If yes, have there been changes since budget adoption in self-insurance liabilities?	n/a	
S8	Status of Labor Agreements	As of first interim projections, are salary and benefit negotiations still unsettled for:		
		• Certificated? (Section S8A, Line 1b)	X	
		• Classified? (Section S8B, Line 1b)	X	
S8	Labor Agreement Budget Revisions	For negotiations settled since budget adoption, per Government Code Section 3547.5(c), are budget revisions still needed to meet the costs of the collective bargaining agreement(s) for:		
		• Certificated? (Section S8A, Line 3)	X	
		• Classified? (Section S8B, Line 3)	X	
S9	Status of Other Funds	Are any funds other than the general fund projected to have a negative fund balance at the end of the current fiscal year?	X	
ADDITIONAL FISCAL INDICATORS			No	Yes
A1	Negative Cash Flow	Do cash flow projections show that the district will end the current fiscal year with a negative cash balance in the general fund?	X	
A2	Independent Position Control	Is personnel position control independent from the payroll system?		X
A3	Declining Enrollment	Is enrollment decreasing in both the prior and current fiscal years?		X
A4	New Charter Schools Impacting District Enrollment	Are any new charter schools operating in district boundaries that are impacting the district's enrollment, either in the prior or current fiscal year?	X	
A5	Salary Increases Exceed COLA	Has the district entered into a bargaining agreement where any of the current or subsequent fiscal years of the agreement would result in salary increases that are expected to exceed the projected state funded cost-of-living adjustment?	X	
A6	Uncapped Health Benefits	Does the district provide uncapped (100% employer paid) health benefits for current or retired employees?	X	
A7	Independent Financial System	Is the district's financial system independent from the county office system?	X	
A8	Fiscal Distress Reports	Does the district have any reports that indicate fiscal distress? If yes, provide copies to the COE, pursuant to EC 42127.6(a)	X	
A9	Change of CBO or Superintendent	Have there been personnel changes in the superintendent or chief business official (CBO) positions within the last 12 months?	X	

First Interim
Projected Totals 2023-24
Technical Review Checks
Phase - All
Display - Exceptions Only

Central Union Elementary

Kings County

Following is a chart of the various types of technical review checks and related requirements:

F - Fatal (Data must be corrected; an explanation is not allowed)

W/WC - Warning/Warning with Calculation (If data are not correct, correct the data; if data are correct an explanation is required)

O - Informational (If data are not correct, correct the data; if data are correct an explanation is optional, but encouraged)

First Interim
Projected Totals 2023-24
Technical Review Checks
Phase - All
Display - All Technical Checks

Central Union Elementary

Kings County

Following is a chart of the various types of technical review checks and related requirements:

- F - Fatal (Data must be corrected; an explanation is not allowed)
- W/WC - Warning/Warning with Calculation (If data are not correct, correct the data; if data are correct an explanation is required)
- O - Informational (If data are not correct, correct the data; if data are correct an explanation is optional, but encouraged)

IMPORT CHECKS

CHECKFUNCTION - (Fatal) - All FUNCTION codes must be valid.	<u>Passed</u>
CHECKFUND - (Fatal) - All FUND codes must be valid.	<u>Passed</u>
CHECKGOAL - (Fatal) - All GOAL codes must be valid.	<u>Passed</u>
CHECKOBJECT - (Fatal) - All OBJECT codes must be valid.	<u>Passed</u>
CHECKRESOURCE - (Warning) - All RESOURCE codes must be valid.	<u>Passed</u>
CHK-FDXRS7690xOB8590 - (Fatal) - Funds 19, 57, 63, 66, 67, and 73 with Object 8590, All Other State Revenue, must be used in combination with Resource 7690, STRS-On Behalf Pension Contributions.	<u>Passed</u>
CHK-FUNCTIONxOBJECT - (Fatal) - All FUNCTION and OBJECT account code combinations must be valid.	<u>Passed</u>
CHK-FUNDxFUNCTION-A - (Warning) - All FUND (funds 01 through 12, 19, 57, 62, and 73) and FUNCTION account code combinations should be valid.	<u>Passed</u>
CHK-FUNDxFUNCTION-B - (Fatal) - All FUND (all funds except for 01 through 12, 19, 57, 62, and 73) and FUNCTION account code combinations must be valid.	<u>Passed</u>
CHK-FUNDxGOAL - (Warning) - All FUND and GOAL account code combinations should be valid.	<u>Passed</u>
CHK-FUNDxOBJECT - (Fatal) - All FUND and OBJECT account code combinations must be valid.	<u>Passed</u>
CHK-FUNDxRESOURCE - (Warning) - All FUND and RESOURCE account code combinations should be valid.	<u>Passed</u>
CHK-GOALxFUNCTION-A - (Fatal) - Goal and Function account code combinations (all goals with expenditure objects 1000-7999 in functions 1000-1999 and 4000-5999) must be valid. NOTE: Functions not included in the GOALxFUNCTION table (0000, 2000-3999, 6000-6999, 7100-7199, 7210, 8000-8999) are not checked and will pass the TRC.	<u>Passed</u>
CHK-GOALxFUNCTION-B - (Fatal) - General administration costs (functions 7200-7999, except 7210) must be direct-charged to an Undistributed, Nonagency, or County Services to Districts goal (Goal 0000, 7100-7199, or 8600-8699).	<u>Passed</u>

CHK-RES6500XOBJ8091 - (Fatal) - There is no activity in Resource 6500 (Special Education) with Object 8091 (LCFF Transfers-Current Year) or 8099 (LCFF/Revenue Limit Transfers-Prior Years). **Passed**

CHK-RESOURCExOBJECTA - (Warning) - All RESOURCE and OBJECT (objects 8000 through 9999, except for 9791, 9793, and 9795) account code combinations should be valid. **Passed**

CHK-RESOURCExOBJECTB - (Informational) - All RESOURCE and OBJECT(objects 9791, 9793, and 9795) account code combinations should be valid. **Passed**

CHK-RS-LOCAL-DEFINED - (Fatal) - All locally defined resource codes must roll up to a CDE defined resource code. **Passed**

SPECIAL-ED-GOAL - (Fatal) - Special Education revenue and expenditure transactions (resources 3300-3405, and 6500-6540, objects 1000-8999) must be coded to a Special Education 5000 goal or to Goal 7110, Nonagency-Educational. This technical review check excludes Early Intervening Services resources 3307, 3309, 3312, 3318, and 3332. **Passed**

GENERAL LEDGER CHECKS

CEFB-POSITIVE - (Fatal) - Components of Ending Fund Balance/Net Position (objects 9700-9789, 9796, and 9797) must be positive individually by resource, by fund. **Passed**

CONTRIB-RESTR-REV - (Fatal) - Contributions from Restricted Revenues (Object 8990) must net to zero by fund. **Passed**

CONTRIB-UNREST-REV - (Fatal) - Contributions from Unrestricted Revenues (Object 8980) must net to zero by fund. **Passed**

EFB-POSITIVE - (Warning) - All ending fund balances (Object 979Z) should be positive by resource, by fund. **Passed**

EPA-CONTRIB - (Fatal) - There should be no contributions (objects 8980-8999) to the Education Protection Account (Resource 1400). **Passed**

EXCESS-ASSIGN-REU - (Fatal) - Amounts reported in Other Assignments (Object 9780) and/or Reserve for Economic Uncertainties (REU) (Object 9789) should not create a negative amount in Unassigned/Unappropriated (Object 9790) by fund and resource (for all funds except funds 61 through 95). **Passed**

EXP-POSITIVE - (Warning) - Expenditure amounts (objects 1000-7999) should be positive by function, resource, and fund. **Passed**

INTERFD-DIR-COST - (Warning) - Transfers of Direct Costs - Interfund (Object 5750) must net to zero for all funds. **Passed**

INTERFD-IN-OUT - (Warning) - Interfund Transfers In (objects 8910-8929) must equal Interfund Transfers Out (objects 7610-7629). **Passed**

INTERFD-INDIRECT - (Warning) - Transfers of Indirect Costs - Interfund (Object 7350) must net to zero for all funds. **Passed**

INTERFD-INDIRECT-FN - (Warning) - Transfers of Indirect Costs - Interfund (Object 7350) must net to zero by function. **Passed**

INTRAFD-DIR-COST - (Fatal) - Transfers of Direct Costs (Object 5710) must net to zero by fund. **Passed**

INTRAFD-INDIRECT - (Fatal) - Transfers of Indirect Costs (Object 7310) must net to zero by fund.	Passed
INTRAFD-INDIRECT-FN - (Fatal) - Transfers of Indirect Costs (Object 7310) must net to zero by function.	Passed
LCFF-TRANSFER - (Warning) - LCFF Transfers (objects 8091 and 8099) must net to zero, individually.	Passed
LOTTERY-CONTRIB - (Fatal) - There should be no contributions (objects 8980-8999) to the lottery (resources 1100 and 6300) or from the Lottery. Instructional Materials (Resource 6300).	Passed
OBJ-POSITIVE - (Warning) - All applicable objects should have a positive balance by resource, by fund.	Passed
PASS-THRU-REV=EXP - (Warning) - Pass-through revenues from all sources (objects 8287, 8587, and 8697) should equal transfers of pass-through revenues to other agencies (objects 7211 through 7213, plus 7299 for Resource 3327), by fund and resource	Passed
REV-POSITIVE - (Warning) - Revenue amounts exclusive of contributions (objects 8000-8979) should be positive by resource, by fund.	Passed
RS-NET-POSITION-ZERO - (Fatal) - Restricted Net Position (Object 9797), in unrestricted resources, must be zero, by resource, in funds 61 through 95.	Passed
SE-PASS-THRU-REVENUE - (Warning) - Transfers of special education pass-through revenues are not reported in the general fund for the Administrative Unit of a Special Education Local Plan Area.	Passed
UNASSIGNED-NEGATIVE - (Fatal) - Unassigned/Unappropriated balance (Object 9790) must be zero or negative, by resource, in all funds except the general fund and funds 61 through 95.	Passed
UNR-NET-POSITION-NEG - (Fatal) - Unrestricted Net Position (Object 9790), in restricted resources, must be zero or negative, by resource, in funds 61 through 95.	Passed
<u>SUPPLEMENTAL CHECKS</u>	
CS-EXPLANATIONS - (Fatal) - Explanations must be provided in the Criteria and Standards Review (Form 01CSI) for all criteria and for supplemental information items S1 through S6, and S9 if applicable, where the standard has not been met or where the status is Not Met or Yes.	Passed
CS-YES-NO - (Fatal) - Supplemental information items and additional fiscal indicator items in the Criteria and Standards Review (Form 01CSI) must be answered Yes or No, where applicable, for the form to be complete.	Passed
<u>EXPORT VALIDATION CHECKS</u>	
ADA-PROVIDE - (Fatal) - Average Daily Attendance data (Form AI) must be provided.	Passed
CASHFLOW-PROVIDE - (Warning) - A Cashflow Worksheet (Form CASH) must be provided with your Interim reports. (Note: LEAs may use a cashflow worksheet other than Form CASH, as long as it provides a monthly cashflow projected through the end of the fiscal year.)	Passed
CHK-DEPENDENCY - (Fatal) - If data has changed that affect other forms, the affected forms must be opened and saved.	Passed
CHK-EXTRACTED-DATA-SOURCE - (Warning) - All forms that extract data from a prior reporting period use the same source extraction submission	Passed

CHK-UNBALANCED-A - (Warning) - Unbalanced and/or incomplete data in any of the forms should be corrected before an official export is completed. **Passed**

CHK-UNBALANCED-B - (Fatal) - Unbalanced and/or incomplete data in any of the forms must be corrected before an official export is completed. **Passed**

CS-PROVIDE - (Fatal) - The Criteria and Standards Review (Form 01CSI) has been provided. **Passed**

FORM01-PROVIDE - (Fatal) - Form 01 (Form 01l) must be opened and saved. **Passed**

INTERIM-CERT-PROVIDE - (Fatal) - Interim Certification (Form CI) must be provided. **Passed**

MYP-PROVIDE - (Warning) - A Multiyear Projection Worksheet must be provided with your Interim. (Note: LEAs may use a multiyear projection worksheet other than Form MYP, with approval of their reviewing agency, as long as it provides current year and at least two subsequent fiscal years, and separately projects unrestricted resources, restricted resources, and combined total resources.) **Passed**

MYPIO-PROVIDE - (Warning) - A multiyear projection worksheet must be provided with your interim report for any fund projecting a negative balance at the end of the current fiscal year. (Note: LEAs may use a multiyear projection worksheet other than Form MYPIO, with approval of their reviewing agency.) **Passed**

VERSION-CHECK - (Warning) - All versions are current. **Passed**

G = General Ledger Data; S = Supplemental Data

Form	Description	Data Supplied For:			
		2023-24 Original Budget	2023-24 Board Approved Operating Budget	2023-24 Actuals to Date	2023-24 Projected Totals
01I	General Fund/County School Service Fund	GS	GS	GS	GS
08I	Student Activity Special Revenue Fund				
09I	Charter Schools Special Revenue Fund				
10I	Special Education Pass-Through Fund				
11I	Adult Education Fund				
12I	Child Development Fund				
13I	Cafeteria Special Revenue Fund	G	G	G	G
14I	Deferred Maintenance Fund	G	G	G	G
15I	Pupil Transportation Equipment Fund				
17I	Special Reserve Fund for Other Than Capital Outlay Projects				
18I	School Bus Emissions Reduction Fund				
19I	Foundation Special Revenue Fund				
20I	Special Reserve Fund for Postemployment Benefits	G	G	G	G
21I	Building Fund				
25I	Capital Facilities Fund	G	G	G	G
30I	State School Building Lease-Purchase Fund				
35I	County School Facilities Fund	G	G	G	G
40I	Special Reserve Fund for Capital Outlay Projects	G	G	G	G
49I	Capital Project Fund for Blended Component Units				
51I	Bond Interest and Redemption Fund				
52I	Debt Service Fund for Blended Component Units				
53I	Tax Override Fund				
56I	Debt Service Fund				
57I	Foundation Permanent Fund				
61I	Cafeteria Enterprise Fund				
62I	Charter Schools Enterprise Fund				
63I	Other Enterprise Fund				
66I	Warehouse Revolving Fund				
67I	Self-Insurance Fund				
71I	Retiree Benefit Fund				
73I	Foundation Private-Purpose Trust Fund				
76I	Warrant/Pass-Through Fund				
95I	Student Body Fund				
AI	Average Daily Attendance	S	S		S
CASH	Cashflow Worksheet				S
CI	Interim Certification				S
ESMOE	Every Student Succeeds Act Maintenance of Effort				GS
ICR	Indirect Cost Rate Worksheet				
MYPI	Multiyear Projections - General Fund	S	S	S	GS
SIAI	Summary of Interfund Activities - Projected Year Totals				G
01CSI	Criteria and Standards Review	S	S	S	S

Description	Resource Codes	Object Codes	Original Budget (A)	Board Approved Operating Budget (B)	Actuals To Date (C)	Projected Year Totals (D)	Difference (Col B & D) (E)	% Diff Column B & D (F)
A. REVENUES								
1) LCFF Sources		8010-8099	20,222,215.00	20,222,215.00	5,649,742.41	20,080,449.82	(141,765.18)	-0.7%
2) Federal Revenue		8100-8299	8,481,495.07	8,481,495.07	5,097,547.40	8,481,495.07	0.00	0.0%
3) Other State Revenue		8300-8599	791,604.00	791,604.00	51,212.41	791,604.00	0.00	0.0%
4) Other Local Revenue		8600-8799	150,436.76	150,436.76	188,084.44	249,736.76	99,300.00	66.0%
5) TOTAL, REVENUES			29,645,750.83	29,645,750.83	10,986,586.66	29,603,285.65		
B. EXPENDITURES								
1) Certificated Salaries		1000-1999	13,294,555.00	13,294,555.00	3,593,419.73	13,493,260.47	(198,705.47)	-1.5%
2) Classified Salaries		2000-2999	4,059,450.00	4,059,450.00	1,276,542.32	4,379,469.47	(320,019.47)	-7.9%
3) Employee Benefits		3000-3999	7,287,425.69	7,287,425.69	2,005,621.70	7,465,143.48	(177,717.79)	-2.4%
4) Books and Supplies		4000-4999	1,076,172.95	1,076,172.95	152,616.58	1,387,219.53	(311,046.58)	-28.9%
5) Services and Other Operating Expenditures		5000-5999	2,317,334.89	2,317,334.89	945,082.37	2,586,164.72	(268,829.83)	-11.6%
6) Capital Outlay		6000-6999	581,365.00	581,365.00	37,482.50	581,365.00	0.00	0.0%
7) Other Outgo (excluding Transfers of Indirect Costs)		7100-7299 7400-7499	78,485.00	78,485.00	22,294.00	78,485.00	0.00	0.0%
8) Other Outgo - Transfers of Indirect Costs		7300-7399	(205,830.00)	(205,830.00)	0.00	(274,440.44)	68,610.44	-33.3%
9) TOTAL, EXPENDITURES			28,488,958.53	28,488,958.53	8,033,059.20	29,696,667.23		
C. EXCESS (DEFICIENCY) OF REVENUES OVER EXPENDITURES BEFORE OTHER FINANCING SOURCES AND USES (A5 - B9)			1,156,792.30	1,156,792.30	2,953,527.46	(93,381.58)		
D. OTHER FINANCING SOURCES/USES								
1) Interfund Transfers								
a) Transfers In		8900-8929	303,182.00	303,182.00	0.00	303,182.00	0.00	0.0%
b) Transfers Out		7600-7629	272,490.72	272,490.72	0.00	772,490.72	(500,000.00)	-183.5%
2) Other Sources/Uses								
a) Sources		8930-8979	0.00	0.00	0.00	0.00	0.00	0.0%
b) Uses		7630-7699	0.00	0.00	0.00	0.00	0.00	0.0%
3) Contributions		8980-8999	(1,983,568.46)	(1,983,568.46)	0.00	(1,983,568.46)	0.00	0.0%
4) TOTAL, OTHER FINANCING SOURCES/USES			(1,952,877.18)	(1,952,877.18)	0.00	(2,452,877.18)		
E. NET INCREASE (DECREASE) IN FUND BALANCE (C + D4)			(796,084.88)	(796,084.88)	2,953,527.46	(2,546,258.76)		
F. FUND BALANCE, RESERVES								
1) Beginning Fund Balance								
a) As of July 1 - Unaudited		9791	16,298,406.47	16,298,406.47		17,289,752.40	991,345.93	6.1%
b) Audit Adjustments		9793	0.00	0.00		0.00	0.00	0.0%
c) As of July 1 - Audited (F1a + F1b)			16,298,406.47	16,298,406.47		17,289,752.40		
d) Other Restatements		9795	0.00	0.00		0.00	0.00	0.0%
e) Adjusted Beginning Balance (F1c + F1d)			16,298,406.47	16,298,406.47		17,289,752.40		
2) Ending Balance, June 30 (E + F1e)			15,502,321.59	15,502,321.59		14,743,493.64		
Components of Ending Fund Balance								
a) Nonspendable								
Revolving Cash		9711	2,500.00	2,500.00		2,500.00		
Stores		9712	0.00	0.00		0.00		

Description	Resource Codes	Object Codes	Original Budget (A)	Board Approved Operating Budget (B)	Actuals To Date (C)	Projected Year Totals (D)	Difference (Col B & D) (E)	% Diff Column B & D (F)
Prepaid Items		9713	0.00	0.00		0.00		
All Others		9719	0.00	0.00		0.00		
b) Restricted		9740	0.00	0.00		0.00		
c) Committed								
Stabilization Arrangements		9750	0.00	0.00		0.00		
Other Commitments		9760	0.00	0.00		0.00		
d) Assigned								
Other Assignments		9780	4,000,000.00	4,000,000.00		3,500,000.00		
e) Unassigned/Unappropriated								
Reserve for Economic Uncertainties		9789	1,100,000.00	1,100,000.00		1,200,000.00		
Unassigned/Unappropriated Amount		9790	10,399,821.59	10,399,821.59		10,040,993.64		
LCFF SOURCES								
Principal Apportionment								
State Aid - Current Year		8011	14,703,576.00	14,703,576.00	4,201,826.00	14,066,251.00	(637,325.00)	-4.3%
Education Protection Account State Aid - Current Year		8012	4,847,429.00	4,847,429.00	1,338,465.00	5,131,539.00	284,110.00	5.9%
State Aid - Prior Years		8019	22,438.00	22,438.00	0.00	0.00	(22,438.00)	-100.0%
Tax Relief Subventions								
Homeowners' Exemptions		8021	7,060.00	7,060.00	3,399.23	24,041.55	16,981.55	240.5%
Timber Yield Tax		8022	0.00	0.00	0.00	0.00	0.00	0.0%
Other Subventions/In-Lieu Taxes		8029	0.00	0.00	0.00	86.74	86.74	New
County & District Taxes								
Secured Roll Taxes		8041	832,862.00	832,862.00	14,346.24	890,778.05	57,916.05	7.0%
Unsecured Roll Taxes		8042	55,734.00	55,734.00	1,967.72	54,546.37	(1,187.63)	-2.1%
Prior Years' Taxes		8043	0.00	0.00	7,767.15	33,410.87	33,410.87	New
Supplemental Taxes		8044	34,200.00	34,200.00	11,970.88	37,543.87	3,343.87	9.8%
Education Revenue Augmentation Fund (ERAF)		8045	(289,401.00)	(289,401.00)	65,318.16	(169,624.58)	119,776.42	-41.4%
Community Redevelopment Funds (SB 617/699/1992)		8047	8,317.00	8,317.00	4,682.03	11,876.95	3,559.95	42.8%
Penalties and Interest from Delinquent Taxes		8048	0.00	0.00	0.00	0.00	0.00	0.0%
Miscellaneous Funds (EC 41604)								
Royalties and Bonuses		8081	0.00	0.00	0.00	0.00	0.00	0.0%
Other In-Lieu Taxes		8082	0.00	0.00	0.00	0.00	0.00	0.0%
Less: Non-LCFF (50%) Adjustment		8089	0.00	0.00	0.00	0.00	0.00	0.0%
Subtotal, LCFF Sources			20,222,215.00	20,222,215.00	5,649,742.41	20,080,449.82	(141,765.18)	-0.7%
LCFF Transfers								
Unrestricted LCFF								
Transfers - Current Year	0000	8091	0.00	0.00	0.00	0.00	0.00	0.0%
All Other LCFF Transfers - Current Year	All Other	8091	0.00	0.00	0.00	0.00	0.00	0.0%
Transfers to Charter Schools in Lieu of Property Taxes		8096	0.00	0.00	0.00	0.00	0.00	0.0%
Property Taxes Transfers		8097	0.00	0.00	0.00	0.00	0.00	0.0%
LCFF/Revenue Limit Transfers - Prior Years		8099	0.00	0.00	0.00	0.00	0.00	0.0%
TOTAL, LCFF SOURCES			20,222,215.00	20,222,215.00	5,649,742.41	20,080,449.82	(141,765.18)	-0.7%

Description	Resource Codes	Object Codes	Original Budget (A)	Board Approved Operating Budget (B)	Actuals To Date (C)	Projected Year Totals (D)	Difference (Col B & D) (E)	% Diff Column B & D (F)
FEDERAL REVENUE								
Maintenance and Operations		8110	7,876,597.00	7,876,597.00	4,200,015.00	7,876,597.00	0.00	0.0%
Special Education Entitlement		8181	0.00	0.00	0.00	0.00		
Special Education Discretionary Grants		8182	0.00	0.00	0.00	0.00		
Child Nutrition Programs		8220	0.00	0.00	0.00	0.00		
Donated Food Commodities		8221	0.00	0.00	0.00	0.00		
Forest Reserve Funds		8260	0.00	0.00	0.00	0.00	0.00	0.0%
Flood Control Funds		8270	0.00	0.00	0.00	0.00	0.00	0.0%
Wildlife Reserve Funds		8280	0.00	0.00	0.00	0.00	0.00	0.0%
FEMA		8281	0.00	0.00	0.00	0.00	0.00	0.0%
Interagency Contracts Between LEAs		8285	0.00	0.00	0.00	0.00	0.00	0.0%
Pass-Through Revenues from Federal Sources		8287	0.00	0.00	0.00	0.00		
Title I, Part A, Basic	3010	8290						
Title I, Part D, Local Delinquent Programs	3025	8290						
Title II, Part A, Supporting Effective Instruction	4035	8290						
Title III, Part A, Immigrant Student Program	4201	8290						
Title III, Part A, English Learner Program	4203	8290						
Public Charter Schools Grant Program (PCSGP)	4610	8290						
Other NCLB / Every Student Succeeds Act	3040, 3060, 3061, 3110, 3150, 3155, 3180, 3182, 4037, 4123, 4124, 4126, 4127, 4128, 5630	8290						
Career and Technical Education	3500-3599	8290						
All Other Federal Revenue	All Other	8290	604,898.07	604,898.07	897,532.40	604,898.07	0.00	0.0%
TOTAL, FEDERAL REVENUE			8,481,495.07	8,481,495.07	5,097,547.40	8,481,495.07	0.00	0.0%
OTHER STATE REVENUE								
Other State Apportionments								
ROC/P Entitlement								
Prior Years	6360	8319						
Special Education Master Plan								
Current Year	6500	8311						
Prior Years	6500	8319						
All Other State Apportionments - Current Year	All Other	8311	0.00	0.00	0.00	0.00	0.00	0.0%
All Other State Apportionments - Prior Years	All Other	8319	0.00	0.00	0.00	0.00	0.00	0.0%
Child Nutrition Programs		8520	0.00	0.00	0.00	0.00		
Mandated Costs Reimbursements		8550	55,817.00	55,817.00	0.00	55,817.00	0.00	0.0%
Lottery - Unrestricted and Instructional Materials		8560	274,200.00	274,200.00	9,818.41	274,200.00	0.00	0.0%
Tax Relief Subventions								
Restricted Levies - Other								
Homeowners' Exemptions		8575	0.00	0.00	0.00	0.00		
Other Subventions/In-Lieu Taxes		8576	0.00	0.00	0.00	0.00		

Description	Resource Codes	Object Codes	Original Budget (A)	Board Approved Operating Budget (B)	Actuals To Date (C)	Projected Year Totals (D)	Difference (Col B & D) (E)	% Diff Column B & D (F)
Pass-Through Revenues from State Sources		8587	0.00	0.00	0.00	0.00	0.00	0.0%
After School Education and Safety (ASES)	6010	8590						
Charter School Facility Grant	6030	8590						
Career Technical Education Incentive Grant Program	6387	8590						
Drug/Alcohol/Tobacco Funds	6650, 6690, 6695	8590						
California Clean Energy Jobs Act	6230	8590						
Specialized Secondary	7370	8590						
American Indian Early Childhood Education	7210	8590						
All Other State Revenue	All Other	8590	461,587.00	461,587.00	41,394.00	461,587.00	0.00	0.0%
TOTAL, OTHER STATE REVENUE			791,604.00	791,604.00	51,212.41	791,604.00	0.00	0.0%
OTHER LOCAL REVENUE								
Other Local Revenue								
County and District Taxes								
Other Restricted Levies								
Secured Roll		8615	0.00	0.00	0.00	0.00		
Unsecured Roll		8616	0.00	0.00	0.00	0.00		
Prior Years' Taxes		8617	0.00	0.00	0.00	0.00		
Supplemental Taxes		8618	0.00	0.00	0.00	0.00		
Non-Ad Valorem Taxes								
Parcel Taxes		8621	0.00	0.00	0.00	0.00	0.00	0.0%
Other		8622	0.00	0.00	0.00	0.00	0.00	0.0%
Community Redevelopment Funds Not Subject to LCFF Deduction		8625	0.00	0.00	0.00	0.00		
Penalties and Interest from Delinquent Non-LCFF Taxes		8629	0.00	0.00	0.00	0.00		
Sales								
Sale of Equipment/Supplies		8631	0.00	0.00	0.00	0.00	0.00	0.0%
Sale of Publications		8632	0.00	0.00	0.00	0.00	0.00	0.0%
Food Service Sales		8634	0.00	0.00	0.00	0.00	0.00	0.0%
All Other Sales		8639	0.00	0.00	0.00	0.00	0.00	0.0%
Leases and Rentals		8650	0.00	0.00	0.00	0.00	0.00	0.0%
Interest		8660	100,000.00	100,000.00	155,212.39	200,000.00	100,000.00	100.0%
Net Increase (Decrease) in the Fair Value of Investments		8662	0.00	0.00	0.00	0.00	0.00	0.0%
Fees and Contracts								
Adult Education Fees		8671	0.00	0.00	0.00	0.00	0.00	0.0%
Non-Resident Students		8672	0.00	0.00	0.00	0.00	0.00	0.0%
Transportation Fees From Individuals		8675	0.00	0.00	0.00	0.00	0.00	0.0%
Interagency Services		8677	0.00	0.00	0.00	0.00	0.00	0.0%
Mitigation/Developer Fees		8681	0.00	0.00	0.00	0.00	0.00	0.0%
All Other Fees and Contracts		8689	0.00	0.00	0.00	0.00	0.00	0.0%
Other Local Revenue								
Plus: Misc Funds Non-LCFF (50%) Adjustment		8691	0.00	0.00	0.00	0.00	0.00	0.0%
Pass-Through Revenues From Local Sources		8697	0.00	0.00	0.00	0.00		

Description	Resource Codes	Object Codes	Original Budget (A)	Board Approved Operating Budget (B)	Actuals To Date (C)	Projected Year Totals (D)	Difference (Col B & D) (E)	% Diff Column B & D (F)
All Other Local Revenue		8699	50,436.76	50,436.76	32,872.05	49,736.76	(700.00)	-1.4%
Tuition		8710	0.00	0.00	0.00	0.00	0.00	0.0%
All Other Transfers In		8781-8783	0.00	0.00	0.00	0.00	0.00	0.0%
Transfers Of Apportionments								
Special Education SELPA Transfers								
From Districts or Charter Schools	6500	8791						
From County Offices	6500	8792						
From JPAs	6500	8793						
ROC/P Transfers								
From Districts or Charter Schools	6360	8791						
From County Offices	6360	8792						
From JPAs	6360	8793						
Other Transfers of Apportionments								
From Districts or Charter Schools	All Other	8791	0.00	0.00	0.00	0.00	0.00	0.0%
From County Offices	All Other	8792	0.00	0.00	0.00	0.00	0.00	0.0%
From JPAs	All Other	8793	0.00	0.00	0.00	0.00	0.00	0.0%
All Other Transfers In from All Others		8799	0.00	0.00	0.00	0.00	0.00	0.0%
TOTAL, OTHER LOCAL REVENUE			150,436.76	150,436.76	188,084.44	249,736.76	99,300.00	66.0%
TOTAL, REVENUES			29,645,750.83	29,645,750.83	10,986,586.66	29,603,285.65	(42,465.18)	-0.1%
CERTIFICATED SALARIES								
Certificated Teachers' Salaries		1100	10,948,183.00	10,948,183.00	2,828,216.87	11,182,183.00	(234,000.00)	-2.1%
Certificated Pupil Support Salaries		1200	301,607.00	301,607.00	96,233.53	301,607.00	0.00	0.0%
Certificated Supervisors' and Administrators' Salaries		1300	1,399,322.00	1,399,322.00	495,957.29	1,399,322.00	0.00	0.0%
Other Certificated Salaries		1900	645,443.00	645,443.00	173,012.04	610,148.47	35,294.53	5.5%
TOTAL, CERTIFICATED SALARIES			13,294,555.00	13,294,555.00	3,593,419.73	13,493,260.47	(198,705.47)	-1.5%
CLASSIFIED SALARIES								
Classified Instructional Salaries		2100	667,378.00	667,378.00	240,892.58	917,759.47	(250,381.47)	-37.5%
Classified Support Salaries		2200	801,922.00	801,922.00	276,938.52	836,102.00	(34,180.00)	-4.3%
Classified Supervisors' and Administrators' Salaries		2300	422,252.00	422,252.00	143,509.66	422,252.00	0.00	0.0%
Clerical, Technical and Office Salaries		2400	884,166.00	884,166.00	270,133.16	917,796.00	(33,630.00)	-3.8%
Other Classified Salaries		2900	1,283,732.00	1,283,732.00	345,068.40	1,285,560.00	(1,828.00)	-0.1%
TOTAL, CLASSIFIED SALARIES			4,059,450.00	4,059,450.00	1,276,542.32	4,379,469.47	(320,019.47)	-7.9%
EMPLOYEE BENEFITS								
STRS		3101-3102	2,332,414.57	2,332,414.57	669,573.86	2,381,499.57	(49,085.00)	-2.1%
PERS		3201-3202	1,025,850.00	1,025,850.00	321,069.79	1,080,265.30	(54,415.30)	-5.3%
OASDI/Medicare/Alternative		3301-3302	486,541.79	486,541.79	159,445.45	533,911.80	(47,370.01)	-9.7%
Health and Welfare Benefits		3401-3402	2,701,045.00	2,701,045.00	676,303.74	2,701,045.00	0.00	0.0%
Unemployment Insurance		3501-3502	84,178.78	84,178.78	2,488.26	109,751.89	(25,573.11)	-30.4%
Workers' Compensation		3601-3602	214,388.55	214,388.55	59,258.46	215,662.92	(1,274.37)	-0.6%
OPEB, Allocated		3701-3702	443,007.00	443,007.00	117,482.14	443,007.00	0.00	0.0%
OPEB, Active Employees		3751-3752	0.00	0.00	0.00	0.00	0.00	0.0%
Other Employee Benefits		3901-3902	0.00	0.00	0.00	0.00	0.00	0.0%
TOTAL, EMPLOYEE BENEFITS			7,287,425.69	7,287,425.69	2,005,621.70	7,465,143.48	(177,717.79)	-2.4%
BOOKS AND SUPPLIES								

Description	Resource Codes	Object Codes	Original Budget (A)	Board Approved Operating Budget (B)	Actuals To Date (C)	Projected Year Totals (D)	Difference (Col B & D) (E)	% Diff Column B & D (F)
Approved Textbooks and Core Curricula Materials		4100	40,006.16	40,006.16	0.00	311,206.16	(271,200.00)	-677.9%
Books and Other Reference Materials		4200	0.00	0.00	0.00	0.00	0.00	0.0%
Materials and Supplies		4300	582,266.79	582,266.79	151,824.91	589,663.37	(7,396.58)	-1.3%
Noncapitalized Equipment		4400	453,900.00	453,900.00	791.67	486,350.00	(32,450.00)	-7.1%
Food		4700	0.00	0.00	0.00	0.00	0.00	0.0%
TOTAL, BOOKS AND SUPPLIES			1,076,172.95	1,076,172.95	152,616.58	1,387,219.53	(311,046.58)	-28.9%
SERVICES AND OTHER OPERATING EXPENDITURES								
Subagreements for Services		5100	240,119.89	240,119.89	70,196.20	240,119.89	0.00	0.0%
Travel and Conferences		5200	61,950.00	61,950.00	13,479.63	64,150.00	(2,200.00)	-3.6%
Dues and Memberships		5300	62,910.00	62,910.00	38,269.31	62,910.00	0.00	0.0%
Insurance		5400-5450	250,500.00	250,500.00	240,443.65	250,500.00	0.00	0.0%
Operations and Housekeeping Services		5500	632,619.00	632,619.00	283,572.86	911,763.00	(279,144.00)	-44.1%
Rentals, Leases, Repairs, and Noncapitalized Improvements		5600	147,501.00	147,501.00	39,080.45	155,851.00	(8,350.00)	-5.7%
Transfers of Direct Costs		5710	0.00	0.00	0.00	0.00	0.00	0.0%
Transfers of Direct Costs - Interfund		5750	0.00	0.00	0.00	0.00	0.00	0.0%
Professional/Consulting Services and Operating Expenditures		5800	861,600.00	861,600.00	249,970.48	840,735.83	20,864.17	2.4%
Communications		5900	60,135.00	60,135.00	10,069.79	60,135.00	0.00	0.0%
TOTAL, SERVICES AND OTHER OPERATING EXPENDITURES			2,317,334.89	2,317,334.89	945,082.37	2,586,164.72	(268,829.83)	-11.6%
CAPITAL OUTLAY								
Land		6100	0.00	0.00	0.00	0.00	0.00	0.0%
Land Improvements		6170	0.00	0.00	0.00	0.00	0.00	0.0%
Buildings and Improvements of Buildings		6200	501,365.00	501,365.00	37,482.50	501,365.00	0.00	0.0%
Books and Media for New School Libraries or Major Expansion of School Libraries		6300	0.00	0.00	0.00	0.00	0.00	0.0%
Equipment		6400	80,000.00	80,000.00	0.00	80,000.00	0.00	0.0%
Equipment Replacement		6500	0.00	0.00	0.00	0.00	0.00	0.0%
Lease Assets		6600	0.00	0.00	0.00	0.00	0.00	0.0%
Subscription Assets		6700	0.00	0.00	0.00	0.00	0.00	0.0%
TOTAL, CAPITAL OUTLAY			581,365.00	581,365.00	37,482.50	581,365.00	0.00	0.0%
OTHER OUTGO (excluding Transfers of Indirect Costs)								
Tuition								
Tuition for Instruction Under Interdistrict Attendance Agreements		7110	0.00	0.00	0.00	0.00	0.00	0.0%
State Special Schools		7130	0.00	0.00	0.00	0.00	0.00	0.0%
Tuition, Excess Costs, and/or Deficit Payments								
Payments to Districts or Charter Schools		7141	0.00	0.00	0.00	0.00	0.00	0.0%
Payments to County Offices		7142	78,485.00	78,485.00	22,294.00	78,485.00	0.00	0.0%
Payments to JPAs		7143	0.00	0.00	0.00	0.00	0.00	0.0%
Transfers of Pass-Through Revenues								
To Districts or Charter Schools		7211	0.00	0.00	0.00	0.00	0.00	0.0%
To County Offices		7212	0.00	0.00	0.00	0.00	0.00	0.0%

Description	Resource Codes	Object Codes	Original Budget (A)	Board Approved Operating Budget (B)	Actuals To Date (C)	Projected Year Totals (D)	Difference (Col B & D) (E)	% Diff Column B & D (F)
To JPAs		7213	0.00	0.00	0.00	0.00	0.00	0.0%
Special Education SELPA Transfers of Apportionments								
To Districts or Charter Schools	6500	7221						
To County Offices	6500	7222						
To JPAs	6500	7223						
ROC/P Transfers of Apportionments								
To Districts or Charter Schools	6360	7221						
To County Offices	6360	7222						
To JPAs	6360	7223						
Other Transfers of Apportionments	All Other	7221-7223	0.00	0.00	0.00	0.00	0.00	0.0%
All Other Transfers		7281-7283	0.00	0.00	0.00	0.00	0.00	0.0%
All Other Transfers Out to All Others		7299	0.00	0.00	0.00	0.00	0.00	0.0%
Debt Service								
Debt Service - Interest		7438	0.00	0.00	0.00	0.00	0.00	0.0%
Other Debt Service - Principal		7439	0.00	0.00	0.00	0.00	0.00	0.0%
TOTAL, OTHER OUTGO (excluding Transfers of Indirect Costs)			78,485.00	78,485.00	22,294.00	78,485.00	0.00	0.0%
OTHER OUTGO - TRANSFERS OF INDIRECT COSTS								
Transfers of Indirect Costs		7310	(205,830.00)	(205,830.00)	0.00	(210,410.00)	4,580.00	-2.2%
Transfers of Indirect Costs - Interfund		7350	0.00	0.00	0.00	(64,030.44)	64,030.44	New
TOTAL, OTHER OUTGO - TRANSFERS OF INDIRECT COSTS			(205,830.00)	(205,830.00)	0.00	(274,440.44)	68,610.44	-33.3%
TOTAL, EXPENDITURES			28,488,958.53	28,488,958.53	8,033,059.20	29,696,667.23	(1,207,708.70)	-4.2%
INTERFUND TRANSFERS								
INTERFUND TRANSFERS IN								
From: Special Reserve Fund		8912	0.00	0.00	0.00	0.00	0.00	0.0%
From: Bond Interest and Redemption Fund		8914	0.00	0.00	0.00	0.00	0.00	0.0%
Other Authorized Interfund Transfers In		8919	303,182.00	303,182.00	0.00	303,182.00	0.00	0.0%
(a) TOTAL, INTERFUND TRANSFERS IN			303,182.00	303,182.00	0.00	303,182.00	0.00	0.0%
INTERFUND TRANSFERS OUT								
To: Child Development Fund		7611	0.00	0.00	0.00	0.00	0.00	0.0%
To: Special Reserve Fund		7612	0.00	0.00	0.00	0.00	0.00	0.0%
To: State School Building Fund/ County School Facilities Fund		7613	0.00	0.00	0.00	0.00	0.00	0.0%
To: Cafeteria Fund		7616	0.00	0.00	0.00	0.00	0.00	0.0%
Other Authorized Interfund Transfers Out		7619	272,490.72	272,490.72	0.00	772,490.72	(500,000.00)	-183.5%
(b) TOTAL, INTERFUND TRANSFERS OUT			272,490.72	272,490.72	0.00	772,490.72	(500,000.00)	-183.5%
OTHER SOURCES/USES								
SOURCES								
State Apportionments								
Emergency Apportionments		8931	0.00	0.00	0.00	0.00	0.00	0.0%
Proceeds								
Proceeds from Disposal of Capital Assets		8953	0.00	0.00	0.00	0.00	0.00	0.0%
Other Sources								

Description	Resource Codes	Object Codes	Original Budget (A)	Board Approved Operating Budget (B)	Actuals To Date (C)	Projected Year Totals (D)	Difference (Col B & D) (E)	% Diff Column B & D (F)
Transfers from Funds of Lapsed/Reorganized LEAs		8965	0.00	0.00	0.00	0.00	0.00	0.0%
Long-Term Debt Proceeds								
Proceeds from Certificates of Participation		8971	0.00	0.00	0.00	0.00	0.00	0.0%
Proceeds from Leases		8972	0.00	0.00	0.00	0.00	0.00	0.0%
Proceeds from Lease Revenue Bonds		8973	0.00	0.00	0.00	0.00	0.00	0.0%
Proceeds from SBITAs		8974	0.00	0.00	0.00	0.00	0.00	0.0%
All Other Financing Sources		8979	0.00	0.00	0.00	0.00	0.00	0.0%
(c) TOTAL, SOURCES			0.00	0.00	0.00	0.00	0.00	0.0%
USES								
Transfers of Funds from Lapsed/Reorganized LEAs		7651	0.00	0.00	0.00	0.00	0.00	0.0%
All Other Financing Uses		7699	0.00	0.00	0.00	0.00	0.00	0.0%
(d) TOTAL, USES			0.00	0.00	0.00	0.00	0.00	0.0%
CONTRIBUTIONS								
Contributions from Unrestricted Revenues		8980	(1,983,568.46)	(1,983,568.46)	0.00	(1,983,568.46)	0.00	0.0%
Contributions from Restricted Revenues		8990	0.00	0.00	0.00	0.00	0.00	0.0%
(e) TOTAL, CONTRIBUTIONS			(1,983,568.46)	(1,983,568.46)	0.00	(1,983,568.46)	0.00	0.0%
TOTAL, OTHER FINANCING SOURCES/USES (a - b + c - d + e)			(1,952,877.18)	(1,952,877.18)	0.00	(2,452,877.18)	(500,000.00)	25.6%

Description	Resource Codes	Object Codes	Original Budget (A)	Board Approved Operating Budget (B)	Actuals To Date (C)	Projected Year Totals (D)	Difference (Col B & D) (E)	% Diff Column B & D (F)
A. REVENUES								
1) LCFF Sources		8010-8099	0.00	0.00	0.00	0.00	0.00	0.0%
2) Federal Revenue		8100-8299	2,702,920.51	2,702,920.51	958,789.12	2,291,902.61	(411,017.90)	-15.2%
3) Other State Revenue		8300-8599	3,824,076.00	3,824,076.00	973,885.17	3,628,628.00	(195,448.00)	-5.1%
4) Other Local Revenue		8600-8799	796,499.00	796,499.00	211,167.16	804,033.00	7,534.00	0.9%
5) TOTAL, REVENUES			7,323,495.51	7,323,495.51	2,143,841.45	6,724,563.61		
B. EXPENDITURES								
1) Certificated Salaries		1000-1999	1,356,033.34	1,356,033.34	444,100.51	1,369,319.97	(13,286.63)	-1.0%
2) Classified Salaries		2000-2999	807,265.31	807,265.31	272,288.04	805,427.31	1,838.00	0.2%
3) Employee Benefits		3000-3999	2,298,247.08	2,298,247.08	217,588.26	2,286,532.39	11,714.69	0.5%
4) Books and Supplies		4000-4999	1,752,367.87	1,752,367.87	48,775.08	1,237,377.12	514,990.75	29.4%
5) Services and Other Operating Expenditures		5000-5999	2,365,749.13	2,365,749.13	303,547.54	2,529,943.04	(164,193.91)	-6.9%
6) Capital Outlay		6000-6999	566,108.67	566,108.67	1,965.92	477,081.67	89,027.00	15.7%
7) Other Outgo (excluding Transfers of Indirect Costs)		7100-7299 7400-7499	269,225.00	269,225.00	0.00	269,225.00	0.00	0.0%
8) Other Outgo - Transfers of Indirect Costs		7300-7399	205,830.00	205,830.00	0.00	210,410.00	(4,580.00)	-2.2%
9) TOTAL, EXPENDITURES			9,620,826.40	9,620,826.40	1,288,265.35	9,185,316.50		
C. EXCESS (DEFICIENCY) OF REVENUES OVER EXPENDITURES BEFORE OTHER FINANCING SOURCES AND USES (A5 - B9)			(2,297,330.89)	(2,297,330.89)	855,576.10	(2,460,752.89)		
D. OTHER FINANCING SOURCES/USES								
1) Interfund Transfers								
a) Transfers In		8900-8929	0.00	0.00	0.00	0.00	0.00	0.0%
b) Transfers Out		7600-7629	0.00	0.00	0.00	0.00	0.00	0.0%
2) Other Sources/Uses								
a) Sources		8930-8979	0.00	0.00	0.00	0.00	0.00	0.0%
b) Uses		7630-7699	0.00	0.00	0.00	0.00	0.00	0.0%
3) Contributions		8980-8999	1,983,568.46	1,983,568.46	0.00	1,983,568.46	0.00	0.0%
4) TOTAL, OTHER FINANCING SOURCES/USES			1,983,568.46	1,983,568.46	0.00	1,983,568.46		
E. NET INCREASE (DECREASE) IN FUND BALANCE (C + D4)			(313,762.43)	(313,762.43)	855,576.10	(477,184.43)		
F. FUND BALANCE, RESERVES								
1) Beginning Fund Balance								
a) As of July 1 - Unaudited		9791	5,766,825.14	5,766,825.14		5,779,158.55	12,333.41	0.2%
b) Audit Adjustments		9793	0.00	0.00		0.00	0.00	0.0%
c) As of July 1 - Audited (F1a + F1b)			5,766,825.14	5,766,825.14		5,779,158.55		
d) Other Restatements		9795	0.00	0.00		0.00	0.00	0.0%
e) Adjusted Beginning Balance (F1c + F1d)			5,766,825.14	5,766,825.14		5,779,158.55		
2) Ending Balance, June 30 (E + F1e)			5,453,062.71	5,453,062.71		5,301,974.12		
Components of Ending Fund Balance								
a) Nonspendable								
Revolving Cash		9711	0.00	0.00		0.00		
Stores		9712	0.00	0.00		0.00		
Prepaid Items		9713	0.00	0.00		0.00		

Description	Resource Codes	Object Codes	Original Budget (A)	Board Approved Operating Budget (B)	Actuals To Date (C)	Projected Year Totals (D)	Difference (Col B & D) (E)	% Diff Column B & D (F)
All Others		9719	0.00	0.00		0.00		
b) Restricted		9740	5,453,062.71	5,453,062.71		5,301,974.12		
c) Committed								
Stabilization Arrangements		9750	0.00	0.00		0.00		
Other Commitments		9760	0.00	0.00		0.00		
d) Assigned								
Other Assignments		9780	0.00	0.00		0.00		
e) Unassigned/Unappropriated								
Reserve for Economic Uncertainties		9789	0.00	0.00		0.00		
Unassigned/Unappropriated Amount		9790	0.00	0.00		0.00		
LCFF SOURCES								
Principal Apportionment								
State Aid - Current Year		8011	0.00	0.00	0.00	0.00		
Education Protection Account State Aid - Current Year		8012	0.00	0.00	0.00	0.00		
State Aid - Prior Years		8019	0.00	0.00	0.00	0.00		
Tax Relief Subventions								
Homeowners' Exemptions		8021	0.00	0.00	0.00	0.00		
Timber Yield Tax		8022	0.00	0.00	0.00	0.00		
Other Subventions/In-Lieu Taxes		8029	0.00	0.00	0.00	0.00		
County & District Taxes								
Secured Roll Taxes		8041	0.00	0.00	0.00	0.00		
Unsecured Roll Taxes		8042	0.00	0.00	0.00	0.00		
Prior Years' Taxes		8043	0.00	0.00	0.00	0.00		
Supplemental Taxes		8044	0.00	0.00	0.00	0.00		
Education Revenue Augmentation Fund (ERAF)		8045	0.00	0.00	0.00	0.00		
Community Redevelopment Funds (SB 617/699/1992)		8047	0.00	0.00	0.00	0.00		
Penalties and interest from Delinquent Taxes		8048	0.00	0.00	0.00	0.00		
Miscellaneous Funds (EC 41604)								
Royalties and Bonuses		8081	0.00	0.00	0.00	0.00		
Other In-Lieu Taxes		8082	0.00	0.00	0.00	0.00		
Less: Non-LCFF (50%) Adjustment		8089	0.00	0.00	0.00	0.00		
Subtotal, LCFF Sources			0.00	0.00	0.00	0.00		
LCFF Transfers								
Unrestricted LCFF								
Transfers - Current Year	0000	8091						
All Other LCFF Transfers - Current Year	All Other	8091	0.00	0.00	0.00	0.00	0.00	0.0%
Transfers to Charter Schools in Lieu of Property Taxes		8096	0.00	0.00	0.00	0.00		
Property Taxes Transfers		8097	0.00	0.00	0.00	0.00	0.00	0.0%
LCFF/Revenue Limit Transfers - Prior Years		8099	0.00	0.00	0.00	0.00	0.00	0.0%
TOTAL, LCFF SOURCES			0.00	0.00	0.00	0.00	0.00	0.0%
FEDERAL REVENUE								

Description	Resource Codes	Object Codes	Original Budget (A)	Board Approved Operating Budget (B)	Actuals To Date (C)	Projected Year Totals (D)	Difference (Col B & D) (E)	% Diff Column B & D (F)
Maintenance and Operations		8110	0.00	0.00	0.00	0.00	0.00	0.0%
Special Education Entitlement		8181	75,241.00	75,241.00	0.00	71,839.00	(3,402.00)	-4.5%
Special Education Discretionary Grants		8182	19,468.00	19,468.00	(940.00)	19,468.00	0.00	0.0%
Child Nutrition Programs		8220	0.00	0.00	0.00	0.00	0.00	0.0%
Donated Food Commodities		8221	0.00	0.00	0.00	0.00	0.00	0.0%
Forest Reserve Funds		8260	0.00	0.00	0.00	0.00		
Flood Control Funds		8270	0.00	0.00	0.00	0.00		
Wildlife Reserve Funds		8280	0.00	0.00	0.00	0.00		
FEMA		8281	0.00	0.00	0.00	0.00	0.00	0.0%
Interagency Contracts Between LEAs		8285	0.00	0.00	0.00	0.00	0.00	0.0%
Pass-Through Revenues from Federal Sources		8287	0.00	0.00	0.00	0.00	0.00	0.0%
Title I, Part A, Basic	3010	8290	268,924.00	268,924.00	137,925.45	343,333.00	74,409.00	27.7%
Title I, Part D, Local Delinquent Programs	3025	8290	0.00	0.00	0.00	0.00	0.00	0.0%
Title II, Part A, Supporting Effective Instruction	4035	8290	45,500.00	45,500.00	23,587.96	61,645.00	16,145.00	35.5%
Title III, Part A, Immigrant Student Program	4201	8290	0.00	0.00	0.00	0.00	0.00	0.0%
Title III, Part A, English Learner Program	4203	8290	14,931.00	14,931.00	6,776.38	30,785.00	15,854.00	106.2%
Public Charter Schools Grant Program (PCSGP)	4610	8290	0.00	0.00	0.00	0.00	0.00	0.0%
Other NCLB / Every Student Succeeds Act	3040, 3060, 3061, 3110, 3150, 3155, 3180, 3182, 4037, 4123, 4124, 4126, 4127, 4128, 5630	8290	29,000.00	29,000.00	6,959.00	29,000.00	0.00	0.0%
Career and Technical Education	3500-3599	8290	0.00	0.00	0.00	0.00	0.00	0.0%
All Other Federal Revenue	All Other	8290	2,249,856.51	2,249,856.51	784,480.33	1,735,832.61	(514,023.90)	-22.8%
TOTAL, FEDERAL REVENUE			2,702,920.51	2,702,920.51	958,789.12	2,291,902.61	(411,017.90)	-15.2%
OTHER STATE REVENUE								
Other State Apportionments								
ROC/P Entitlement								
Prior Years	6360	8319	0.00	0.00	0.00	0.00	0.00	0.0%
Special Education Master Plan								
Current Year	6500	8311	0.00	0.00	0.00	0.00	0.00	0.0%
Prior Years	6500	8319	0.00	0.00	0.00	0.00	0.00	0.0%
All Other State Apportionments - Current Year	All Other	8311	0.00	0.00	0.00	0.00	0.00	0.0%
All Other State Apportionments - Prior Years	All Other	8319	0.00	0.00	0.00	0.00	0.00	0.0%
Child Nutrition Programs		8520	0.00	0.00	0.00	0.00	0.00	0.0%
Mandated Costs Reimbursements		8550	0.00	0.00	0.00	0.00		
Lottery - Unrestricted and Instructional Materials		8560	89,572.00	89,572.00	18,761.20	89,572.00	0.00	0.0%
Tax Relief Subventions								
Restricted Levies - Other								
Homeowners' Exemptions		8575	0.00	0.00	0.00	0.00	0.00	0.0%
Other Subventions/In-Lieu Taxes		8576	0.00	0.00	0.00	0.00	0.00	0.0%

Description	Resource Codes	Object Codes	Original Budget (A)	Board Approved Operating Budget (B)	Actuals To Date (C)	Projected Year Totals (D)	Difference (Col B & D) (E)	% Diff Column B & D (F)
Pass-Through Revenues from State Sources		8587	0.00	0.00	0.00	0.00	0.00	0.0%
After School Education and Safety (ASES)	6010	8590	0.00	0.00	0.00	0.00	0.00	0.0%
Charter School Facility Grant	6030	8590	0.00	0.00	0.00	0.00	0.00	0.0%
Career Technical Education Incentive Grant Program	6387	8590	0.00	0.00	0.00	0.00	0.00	0.0%
Drug/Alcohol/Tobacco Funds	6650, 6690, 6695	8590	0.00	0.00	0.00	0.00	0.00	0.0%
California Clean Energy Jobs Act	6230	8590	0.00	0.00	0.00	0.00	0.00	0.0%
Specialized Secondary	7370	8590	0.00	0.00	0.00	0.00	0.00	0.0%
American Indian Early Childhood Education	7210	8590	53,583.00	53,583.00	2,259.97	53,583.00	0.00	0.0%
All Other State Revenue	All Other	8590	3,680,921.00	3,680,921.00	952,864.00	3,485,473.00	(195,448.00)	-5.3%
TOTAL, OTHER STATE REVENUE			3,824,076.00	3,824,076.00	973,885.17	3,628,628.00	(195,448.00)	-5.1%
OTHER LOCAL REVENUE								
Other Local Revenue								
County and District Taxes								
Other Restricted Levies								
Secured Roll		8615	0.00	0.00	0.00	0.00	0.00	0.0%
Unsecured Roll		8616	0.00	0.00	0.00	0.00	0.00	0.0%
Prior Years' Taxes		8617	0.00	0.00	0.00	0.00	0.00	0.0%
Supplemental Taxes		8618	0.00	0.00	0.00	0.00	0.00	0.0%
Non-Ad Valorem Taxes								
Parcel Taxes		8621	0.00	0.00	0.00	0.00	0.00	0.0%
Other		8622	0.00	0.00	0.00	0.00	0.00	0.0%
Community Redevelopment Funds Not Subject to LCFF Deduction		8625	0.00	0.00	949.16	0.00	0.00	0.0%
Penalties and Interest from Delinquent Non-LCFF Taxes		8629	0.00	0.00	0.00	0.00	0.00	0.0%
Sales								
Sale of Equipment/Supplies		8631	0.00	0.00	0.00	0.00	0.00	0.0%
Sale of Publications		8632	0.00	0.00	0.00	0.00	0.00	0.0%
Food Service Sales		8634	0.00	0.00	0.00	0.00	0.00	0.0%
All Other Sales		8639	0.00	0.00	0.00	0.00	0.00	0.0%
Leases and Rentals		8650	0.00	0.00	0.00	0.00	0.00	0.0%
Interest		8660	0.00	0.00	0.00	0.00	0.00	0.0%
Net Increase (Decrease) in the Fair Value of Investments		8662	0.00	0.00	0.00	0.00	0.00	0.0%
Fees and Contracts								
Adult Education Fees		8671	0.00	0.00	0.00	0.00	0.00	0.0%
Non-Resident Students		8672	0.00	0.00	0.00	0.00	0.00	0.0%
Transportation Fees From Individuals		8675	0.00	0.00	0.00	0.00	0.00	0.0%
Interagency Services		8677	0.00	0.00	0.00	0.00	0.00	0.0%
Mitigation/Developer Fees		8681	0.00	0.00	0.00	0.00	0.00	0.0%
All Other Fees and Contracts		8689	0.00	0.00	0.00	0.00	0.00	0.0%
Other Local Revenue								
Plus: Misc Funds Non-LCFF (50%) Adjustment		8691	0.00	0.00	0.00	0.00	0.00	0.0%
Pass-Through Revenues From Local Sources		8697	0.00	0.00	0.00	0.00	0.00	0.0%

Description	Resource Codes	Object Codes	Original Budget (A)	Board Approved Operating Budget (B)	Actuals To Date (C)	Projected Year Totals (D)	Difference (Col B & D) (E)	% Diff Column B & D (F)
All Other Local Revenue		8699	0.00	0.00	0.00	0.00	0.00	0.0%
Tuition		8710	0.00	0.00	0.00	0.00	0.00	0.0%
All Other Transfers In		8781-8783	0.00	0.00	0.00	0.00	0.00	0.0%
Transfers Of Apportionments								
Special Education SELPA Transfers								
From Districts or Charter Schools	6500	8791	0.00	0.00	0.00	0.00	0.00	0.0%
From County Offices	6500	8792	796,499.00	796,499.00	210,218.00	804,033.00	7,534.00	0.9%
From JPAs	6500	8793	0.00	0.00	0.00	0.00	0.00	0.0%
ROC/P Transfers								
From Districts or Charter Schools	6360	8791	0.00	0.00	0.00	0.00	0.00	0.0%
From County Offices	6360	8792	0.00	0.00	0.00	0.00	0.00	0.0%
From JPAs	6360	8793	0.00	0.00	0.00	0.00	0.00	0.0%
Other Transfers of Apportionments								
From Districts or Charter Schools	All Other	8791	0.00	0.00	0.00	0.00	0.00	0.0%
From County Offices	All Other	8792	0.00	0.00	0.00	0.00	0.00	0.0%
From JPAs	All Other	8793	0.00	0.00	0.00	0.00	0.00	0.0%
All Other Transfers In from All Others		8799	0.00	0.00	0.00	0.00	0.00	0.0%
TOTAL, OTHER LOCAL REVENUE			796,499.00	796,499.00	211,167.16	804,033.00	7,534.00	0.9%
TOTAL, REVENUES			7,323,495.51	7,323,495.51	2,143,841.45	6,724,563.61	(598,931.90)	-8.2%
CERTIFICATED SALARIES								
Certificated Teachers' Salaries		1100	1,274,992.34	1,274,992.34	416,590.63	1,285,758.97	(10,766.63)	-0.8%
Certificated Pupil Support Salaries		1200	64,801.00	64,801.00	27,509.88	67,321.00	(2,520.00)	-3.9%
Certificated Supervisors' and Administrators' Salaries		1300	0.00	0.00	0.00	0.00	0.00	0.0%
Other Certificated Salaries		1900	16,240.00	16,240.00	0.00	16,240.00	0.00	0.0%
TOTAL, CERTIFICATED SALARIES			1,356,033.34	1,356,033.34	444,100.51	1,369,319.97	(13,286.63)	-1.0%
CLASSIFIED SALARIES								
Classified Instructional Salaries		2100	366,631.69	366,631.69	110,587.17	387,313.69	(20,682.00)	-5.6%
Classified Support Salaries		2200	115,440.00	115,440.00	52,372.79	101,540.00	13,900.00	12.0%
Classified Supervisors' and Administrators' Salaries		2300	102,378.00	102,378.00	36,931.00	102,378.00	0.00	0.0%
Clerical, Technical and Office Salaries		2400	106,097.50	106,097.50	33,626.79	106,097.50	0.00	0.0%
Other Classified Salaries		2900	116,718.12	116,718.12	38,770.29	108,098.12	8,620.00	7.4%
TOTAL, CLASSIFIED SALARIES			807,265.31	807,265.31	272,288.04	805,427.31	1,838.00	0.2%
EMPLOYEE BENEFITS								
STRS		3101-3102	1,719,458.61	1,719,458.61	82,907.52	1,712,402.80	7,055.81	0.4%
PERS		3201-3202	197,421.85	197,421.85	48,138.36	193,119.85	4,302.00	2.2%
OASDI/Medicare/Alternative		3301-3302	120,406.51	120,406.51	20,718.16	120,267.76	138.75	0.1%
Health and Welfare Benefits		3401-3402	215,164.00	215,164.00	58,039.83	211,164.00	4,000.00	1.9%
Unemployment Insurance		3501-3502	11,854.43	11,854.43	291.81	11,169.38	685.05	5.8%
Workers' Compensation		3601-3602	33,941.68	33,941.68	7,492.58	38,408.60	(4,466.92)	-13.2%
OPEB, Allocated		3701-3702	0.00	0.00	0.00	0.00	0.00	0.0%
OPEB, Active Employees		3751-3752	0.00	0.00	0.00	0.00	0.00	0.0%
Other Employee Benefits		3901-3902	0.00	0.00	0.00	0.00	0.00	0.0%
TOTAL, EMPLOYEE BENEFITS			2,298,247.08	2,298,247.08	217,588.26	2,286,532.39	11,714.69	0.5%
BOOKS AND SUPPLIES								

Description	Resource Codes	Object Codes	Original Budget (A)	Board Approved Operating Budget (B)	Actuals To Date (C)	Projected Year Totals (D)	Difference (Col B & D) (E)	% Diff Column B & D (F)
Approved Textbooks and Core Curricula Materials		4100	45,607.07	45,607.07	0.00	46,907.07	(1,300.00)	-2.9%
Books and Other Reference Materials		4200	500.00	500.00	0.00	500.00	0.00	0.0%
Materials and Supplies		4300	1,678,360.80	1,678,360.80	47,669.95	1,160,670.05	517,690.75	30.8%
Noncapitalized Equipment		4400	27,900.00	27,900.00	0.00	27,900.00	0.00	0.0%
Food		4700	0.00	0.00	1,105.13	1,400.00	(1,400.00)	New
TOTAL, BOOKS AND SUPPLIES			1,752,367.87	1,752,367.87	48,775.08	1,237,377.12	514,990.75	29.4%
SERVICES AND OTHER OPERATING EXPENDITURES								
Subagreements for Services		5100	222,470.00	222,470.00	0.00	222,470.00	0.00	0.0%
Travel and Conferences		5200	22,554.00	22,554.00	30,764.90	69,533.00	(46,979.00)	-208.3%
Dues and Memberships		5300	300.00	300.00	0.00	300.00	0.00	0.0%
Insurance		5400-5450	0.00	0.00	0.00	0.00	0.00	0.0%
Operations and Housekeeping Services		5500	0.00	0.00	0.00	0.00	0.00	0.0%
Rentals, Leases, Repairs, and Noncapitalized Improvements		5600	76,435.00	76,435.00	57,435.27	120,935.00	(44,500.00)	-58.2%
Transfers of Direct Costs		5710	0.00	0.00	0.00	0.00	0.00	0.0%
Transfers of Direct Costs - Interfund		5750	0.00	0.00	0.00	0.00	0.00	0.0%
Professional/Consulting Services and Operating Expenditures		5800	2,041,190.13	2,041,190.13	215,084.50	2,113,905.04	(72,714.91)	-3.6%
Communications		5900	2,800.00	2,800.00	262.87	2,800.00	0.00	0.0%
TOTAL, SERVICES AND OTHER OPERATING EXPENDITURES			2,365,749.13	2,365,749.13	303,547.54	2,529,943.04	(164,193.91)	-6.9%
CAPITAL OUTLAY								
Land		6100	0.00	0.00	0.00	0.00	0.00	0.0%
Land Improvements		6170	0.00	0.00	0.00	0.00	0.00	0.0%
Buildings and Improvements of Buildings		6200	508,380.00	508,380.00	0.00	419,353.00	89,027.00	17.5%
Books and Media for New School Libraries or Major Expansion of School Libraries		6300	0.00	0.00	0.00	0.00	0.00	0.0%
Equipment		6400	23,728.67	23,728.67	1,965.92	23,728.67	0.00	0.0%
Equipment Replacement		6500	34,000.00	34,000.00	0.00	34,000.00	0.00	0.0%
Lease Assets		6600	0.00	0.00	0.00	0.00	0.00	0.0%
Subscription Assets		6700	0.00	0.00	0.00	0.00	0.00	0.0%
TOTAL, CAPITAL OUTLAY			566,108.67	566,108.67	1,965.92	477,081.67	89,027.00	15.7%
OTHER OUTGO (excluding Transfers of Indirect Costs)								
Tuition								
Tuition for Instruction Under Interdistrict Attendance Agreements		7110	0.00	0.00	0.00	0.00	0.00	0.0%
State Special Schools		7130	0.00	0.00	0.00	0.00	0.00	0.0%
Tuition, Excess Costs, and/or Deficit Payments								
Payments to Districts or Charter Schools		7141	0.00	0.00	0.00	0.00	0.00	0.0%
Payments to County Offices		7142	269,225.00	269,225.00	0.00	269,225.00	0.00	0.0%
Payments to JPAs		7143	0.00	0.00	0.00	0.00	0.00	0.0%
Transfers of Pass-Through Revenues								
To Districts or Charter Schools		7211	0.00	0.00	0.00	0.00	0.00	0.0%
To County Offices		7212	0.00	0.00	0.00	0.00	0.00	0.0%

Description	Resource Codes	Object Codes	Original Budget (A)	Board Approved Operating Budget (B)	Actuals To Date (C)	Projected Year Totals (D)	Difference (Col B & D) (E)	% Diff Column B & D (F)
To JPAs		7213	0.00	0.00	0.00	0.00	0.00	0.0%
Special Education SELPA Transfers of Apportionments								
To Districts or Charter Schools	6500	7221	0.00	0.00	0.00	0.00	0.00	0.0%
To County Offices	6500	7222	0.00	0.00	0.00	0.00	0.00	0.0%
To JPAs	6500	7223	0.00	0.00	0.00	0.00	0.00	0.0%
ROC/P Transfers of Apportionments								
To Districts or Charter Schools	6360	7221	0.00	0.00	0.00	0.00	0.00	0.0%
To County Offices	6360	7222	0.00	0.00	0.00	0.00	0.00	0.0%
To JPAs	6360	7223	0.00	0.00	0.00	0.00	0.00	0.0%
Other Transfers of Apportionments	All Other	7221-7223	0.00	0.00	0.00	0.00	0.00	0.0%
All Other Transfers		7281-7283	0.00	0.00	0.00	0.00	0.00	0.0%
All Other Transfers Out to All Others		7299	0.00	0.00	0.00	0.00	0.00	0.0%
Debt Service								
Debt Service - Interest		7438	0.00	0.00	0.00	0.00	0.00	0.0%
Other Debt Service - Principal		7439	0.00	0.00	0.00	0.00	0.00	0.0%
TOTAL, OTHER OUTGO (excluding Transfers of Indirect Costs)			269,225.00	269,225.00	0.00	269,225.00	0.00	0.0%
OTHER OUTGO - TRANSFERS OF INDIRECT COSTS								
Transfers of Indirect Costs		7310	205,830.00	205,830.00	0.00	210,410.00	(4,580.00)	-2.2%
Transfers of Indirect Costs - Interfund		7350	0.00	0.00	0.00	0.00	0.00	0.0%
TOTAL, OTHER OUTGO - TRANSFERS OF INDIRECT COSTS			205,830.00	205,830.00	0.00	210,410.00	(4,580.00)	-2.2%
TOTAL, EXPENDITURES			9,620,826.40	9,620,826.40	1,288,265.35	9,185,316.50	435,509.90	4.5%
INTERFUND TRANSFERS								
INTERFUND TRANSFERS IN								
From: Special Reserve Fund		8912	0.00	0.00	0.00	0.00	0.00	0.0%
From: Bond Interest and Redemption Fund		8914	0.00	0.00	0.00	0.00	0.00	0.0%
Other Authorized Interfund Transfers In		8919	0.00	0.00	0.00	0.00	0.00	0.0%
(a) TOTAL, INTERFUND TRANSFERS IN			0.00	0.00	0.00	0.00	0.00	0.0%
INTERFUND TRANSFERS OUT								
To: Child Development Fund		7611	0.00	0.00	0.00	0.00	0.00	0.0%
To: Special Reserve Fund		7612	0.00	0.00	0.00	0.00	0.00	0.0%
To: State School Building Fund/ County School Facilities Fund		7613	0.00	0.00	0.00	0.00	0.00	0.0%
To: Cafeteria Fund		7616	0.00	0.00	0.00	0.00	0.00	0.0%
Other Authorized Interfund Transfers Out		7619	0.00	0.00	0.00	0.00	0.00	0.0%
(b) TOTAL, INTERFUND TRANSFERS OUT			0.00	0.00	0.00	0.00	0.00	0.0%
OTHER SOURCES/USES								
SOURCES								
State Apportionments								
Emergency Apportionments		8931	0.00	0.00	0.00	0.00	0.00	0.0%
Proceeds								
Proceeds from Disposal of Capital Assets		8953	0.00	0.00	0.00	0.00	0.00	0.0%
Other Sources								

2023-24 First Interim
General Fund
Restricted (Resources 2000-9999)
Revenues, Expenditures, and Changes in Fund Balance

Description	Resource Codes	Object Codes	Original Budget (A)	Board Approved Operating Budget (B)	Actuals To Date (C)	Projected Year Totals (D)	Difference (Col B & D) (E)	% Diff Column B & D (F)
Transfers from Funds of Lapsed/Reorganized LEAs		8965	0.00	0.00	0.00	0.00	0.00	0.0%
Long-Term Debt Proceeds								
Proceeds from Certificates of Participation		8971	0.00	0.00	0.00	0.00	0.00	0.0%
Proceeds from Leases		8972	0.00	0.00	0.00	0.00	0.00	0.0%
Proceeds from Lease Revenue Bonds		8973	0.00	0.00	0.00	0.00	0.00	0.0%
Proceeds from SBITAs		8974	0.00	0.00	0.00	0.00	0.00	0.0%
All Other Financing Sources		8979	0.00	0.00	0.00	0.00	0.00	0.0%
(c) TOTAL, SOURCES			0.00	0.00	0.00	0.00	0.00	0.0%
USES								
Transfers of Funds from Lapsed/Reorganized LEAs		7651	0.00	0.00	0.00	0.00	0.00	0.0%
All Other Financing Uses		7699	0.00	0.00	0.00	0.00	0.00	0.0%
(d) TOTAL, USES			0.00	0.00	0.00	0.00	0.00	0.0%
CONTRIBUTIONS								
Contributions from Unrestricted Revenues		8980	1,983,568.46	1,983,568.46	0.00	1,983,568.46	0.00	0.0%
Contributions from Restricted Revenues		8990	0.00	0.00	0.00	0.00	0.00	0.0%
(e) TOTAL, CONTRIBUTIONS			1,983,568.46	1,983,568.46	0.00	1,983,568.46	0.00	0.0%
TOTAL, OTHER FINANCING SOURCES/USES (a - b + c - d + e)			1,983,568.46	1,983,568.46	0.00	1,983,568.46	0.00	0.0%

2023-24 First Interim
General Fund
Summary - Unrestricted/Restricted
Revenues, Expenditures, and Changes in Fund Balance

Description	Resource Codes	Object Codes	Original Budget (A)	Board Approved Operating Budget (B)	Actuals To Date (C)	Projected Year Totals (D)	Difference (Col B & D) (E)	% Diff Column B & D (F)
A. REVENUES								
1) LCFF Sources		8010-8099	20,222,215.00	20,222,215.00	5,649,742.41	20,080,449.82	(141,765.18)	-0.7%
2) Federal Revenue		8100-8299	11,184,415.58	11,184,415.58	6,056,336.52	10,773,397.68	(411,017.90)	-3.7%
3) Other State Revenue		8300-8599	4,615,680.00	4,615,680.00	1,025,097.58	4,420,232.00	(195,448.00)	-4.2%
4) Other Local Revenue		8600-8799	946,935.76	946,935.76	399,251.60	1,053,769.76	106,834.00	11.3%
5) TOTAL, REVENUES			36,969,246.34	36,969,246.34	13,130,428.11	36,327,849.26		
B. EXPENDITURES								
1) Certificated Salaries		1000-1999	14,650,588.34	14,650,588.34	4,037,520.24	14,862,580.44	(211,992.10)	-1.4%
2) Classified Salaries		2000-2999	4,866,715.31	4,866,715.31	1,548,830.36	5,184,896.78	(318,181.47)	-6.5%
3) Employee Benefits		3000-3999	9,585,672.77	9,585,672.77	2,223,209.96	9,751,675.87	(166,003.10)	-1.7%
4) Books and Supplies		4000-4999	2,828,540.82	2,828,540.82	201,391.66	2,624,596.65	203,944.17	7.2%
5) Services and Other Operating Expenditures		5000-5999	4,683,084.02	4,683,084.02	1,248,629.91	5,116,107.76	(433,023.74)	-9.2%
6) Capital Outlay		6000-6999	1,147,473.67	1,147,473.67	39,448.42	1,058,446.67	89,027.00	7.8%
7) Other Outgo (excluding Transfers of Indirect Costs)		7100-7299 7400-7499	347,710.00	347,710.00	22,294.00	347,710.00	0.00	0.0%
8) Other Outgo - Transfers of Indirect Costs		7300-7399	0.00	0.00	0.00	(64,030.44)	64,030.44	New
9) TOTAL, EXPENDITURES			38,109,784.93	38,109,784.93	9,321,324.55	38,881,983.73		
C. EXCESS (DEFICIENCY) OF REVENUES OVER EXPENDITURES BEFORE OTHER FINANCING SOURCES AND USES (A5 - B9)			(1,140,538.59)	(1,140,538.59)	3,809,103.56	(2,554,134.47)		
D. OTHER FINANCING SOURCES/USES								
1) Interfund Transfers								
a) Transfers In		8900-8929	303,182.00	303,182.00	0.00	303,182.00	0.00	0.0%
b) Transfers Out		7600-7629	272,490.72	272,490.72	0.00	772,490.72	(500,000.00)	-183.5%
2) Other Sources/Uses								
a) Sources		8930-8979	0.00	0.00	0.00	0.00	0.00	0.0%
b) Uses		7630-7699	0.00	0.00	0.00	0.00	0.00	0.0%
3) Contributions		8980-8999	0.00	0.00	0.00	0.00	0.00	0.0%
4) TOTAL, OTHER FINANCING SOURCES/USES			30,691.28	30,691.28	0.00	(469,308.72)		
E. NET INCREASE (DECREASE) IN FUND BALANCE (C + D4)			(1,109,847.31)	(1,109,847.31)	3,809,103.56	(3,023,443.19)		
F. FUND BALANCE, RESERVES								
1) Beginning Fund Balance								
a) As of July 1 - Unaudited		9791	22,065,231.61	22,065,231.61		23,068,910.95	1,003,679.34	4.5%
b) Audit Adjustments		9793	0.00	0.00		0.00	0.00	0.0%
c) As of July 1 - Audited (F1a + F1b)			22,065,231.61	22,065,231.61		23,068,910.95		
d) Other Restatements		9795	0.00	0.00		0.00	0.00	0.0%
e) Adjusted Beginning Balance (F1c + F1d)			22,065,231.61	22,065,231.61		23,068,910.95		
2) Ending Balance, June 30 (E + F1e)			20,955,384.30	20,955,384.30		20,045,467.76		
Components of Ending Fund Balance								
a) Nonspendable								
Revolving Cash		9711	2,500.00	2,500.00		2,500.00		
Stores		9712	0.00	0.00		0.00		
Prepaid Items		9713	0.00	0.00		0.00		

2023-24 First Interim
General Fund
Summary - Unrestricted/Restricted
Revenues, Expenditures, and Changes in Fund Balance

Description	Resource Codes	Object Codes	Original Budget (A)	Board Approved Operating Budget (B)	Actuals To Date (C)	Projected Year Totals (D)	Difference (Col B & D) (E)	% Diff Column B & D (F)
All Others		9719	0.00	0.00		0.00		
b) Restricted		9740	5,453,062.71	5,453,062.71		5,301,974.12		
c) Committed								
Stabilization Arrangements		9750	0.00	0.00		0.00		
Other Commitments		9760	0.00	0.00		0.00		
d) Assigned								
Other Assignments		9780	4,000,000.00	4,000,000.00		3,500,000.00		
e) Unassigned/Unappropriated								
Reserve for Economic Uncertainties		9789	1,100,000.00	1,100,000.00		1,200,000.00		
Unassigned/Unappropriated Amount		9790	10,399,821.59	10,399,821.59		10,040,993.64		
LCFF SOURCES								
Principal Apportionment								
State Aid - Current Year		8011	14,703,576.00	14,703,576.00	4,201,826.00	14,066,251.00	(637,325.00)	-4.3%
Education Protection Account State Aid - Current Year		8012	4,847,429.00	4,847,429.00	1,338,465.00	5,131,539.00	284,110.00	5.9%
State Aid - Prior Years		8019	22,438.00	22,438.00	0.00	0.00	(22,438.00)	-100.0%
Tax Relief Subventions								
Homeowners' Exemptions		8021	7,060.00	7,060.00	3,399.23	24,041.55	16,981.55	240.5%
Timber Yield Tax		8022	0.00	0.00	0.00	0.00	0.00	0.0%
Other Subventions/In-Lieu Taxes		8029	0.00	0.00	0.00	86.74	86.74	New
County & District Taxes								
Secured Roll Taxes		8041	832,862.00	832,862.00	14,346.24	890,778.05	57,916.05	7.0%
Unsecured Roll Taxes		8042	55,734.00	55,734.00	1,967.72	54,546.37	(1,187.63)	-2.1%
Prior Years' Taxes		8043	0.00	0.00	7,767.15	33,410.87	33,410.87	New
Supplemental Taxes		8044	34,200.00	34,200.00	11,970.88	37,543.87	3,343.87	9.8%
Education Revenue Augmentation Fund (ERAF)		8045	(289,401.00)	(289,401.00)	65,318.16	(169,624.58)	119,776.42	-41.4%
Community Redevelopment Funds (SB 617/699/1992)		8047	8,317.00	8,317.00	4,682.03	11,876.95	3,559.95	42.8%
Penalties and Interest from Delinquent Taxes		8048	0.00	0.00	0.00	0.00	0.00	0.0%
Miscellaneous Funds (EC 41604)								
Royalties and Bonuses		8081	0.00	0.00	0.00	0.00	0.00	0.0%
Other In-Lieu Taxes		8082	0.00	0.00	0.00	0.00	0.00	0.0%
Less: Non-LCFF (50%) Adjustment		8089	0.00	0.00	0.00	0.00	0.00	0.0%
Subtotal, LCFF Sources			20,222,215.00	20,222,215.00	5,649,742.41	20,080,449.82	(141,765.18)	-0.7%
LCFF Transfers								
Unrestricted LCFF								
Transfers - Current Year	0000	8091	0.00	0.00	0.00	0.00	0.00	0.0%
All Other LCFF Transfers - Current Year	All Other	8091	0.00	0.00	0.00	0.00	0.00	0.0%
Transfers to Charter Schools in Lieu of Property Taxes		8096	0.00	0.00	0.00	0.00	0.00	0.0%
Property Taxes Transfers		8097	0.00	0.00	0.00	0.00	0.00	0.0%
LCFF/Revenue Limit Transfers - Prior Years		8099	0.00	0.00	0.00	0.00	0.00	0.0%
TOTAL, LCFF SOURCES			20,222,215.00	20,222,215.00	5,649,742.41	20,080,449.82	(141,765.18)	-0.7%
FEDERAL REVENUE								

2023-24 First Interim
General Fund
Summary - Unrestricted/Restricted
Revenues, Expenditures, and Changes in Fund Balance

Description	Resource Codes	Object Codes	Original Budget (A)	Board Approved Operating Budget (B)	Actuals To Date (C)	Projected Year Totals (D)	Difference (Col B & D) (E)	% Diff Column B & D (F)
Maintenance and Operations		8110	7,876,597.00	7,876,597.00	4,200,015.00	7,876,597.00	0.00	0.0%
Special Education Entitlement		8181	75,241.00	75,241.00	0.00	71,839.00	(3,402.00)	-4.5%
Special Education Discretionary Grants		8182	19,468.00	19,468.00	(940.00)	19,468.00	0.00	0.0%
Child Nutrition Programs		8220	0.00	0.00	0.00	0.00	0.00	0.0%
Donated Food Commodities		8221	0.00	0.00	0.00	0.00	0.00	0.0%
Forest Reserve Funds		8260	0.00	0.00	0.00	0.00	0.00	0.0%
Flood Control Funds		8270	0.00	0.00	0.00	0.00	0.00	0.0%
Wildlife Reserve Funds		8280	0.00	0.00	0.00	0.00	0.00	0.0%
FEMA		8281	0.00	0.00	0.00	0.00	0.00	0.0%
Interagency Contracts Between LEAs		8285	0.00	0.00	0.00	0.00	0.00	0.0%
Pass-Through Revenues from Federal Sources		8287	0.00	0.00	0.00	0.00	0.00	0.0%
Title I, Part A, Basic	3010	8290	268,924.00	268,924.00	137,925.45	343,333.00	74,409.00	27.7%
Title I, Part D, Local Delinquent Programs	3025	8290	0.00	0.00	0.00	0.00	0.00	0.0%
Title II, Part A, Supporting Effective Instruction	4035	8290	45,500.00	45,500.00	23,587.96	61,645.00	16,145.00	35.5%
Title III, Part A, Immigrant Student Program	4201	8290	0.00	0.00	0.00	0.00	0.00	0.0%
Title III, Part A, English Learner Program	4203	8290	14,931.00	14,931.00	6,776.38	30,785.00	15,854.00	106.2%
Public Charter Schools Grant Program (PCSGP)	4610	8290	0.00	0.00	0.00	0.00	0.00	0.0%
Other NCLB / Every Student Succeeds Act	3040, 3060, 3061, 3110, 3150, 3155, 3180, 3182, 4037, 4123, 4124, 4126, 4127, 4128, 5630	8290	29,000.00	29,000.00	6,959.00	29,000.00	0.00	0.0%
Career and Technical Education	3500-3599	8290	0.00	0.00	0.00	0.00	0.00	0.0%
All Other Federal Revenue	All Other	8290	2,854,754.58	2,854,754.58	1,682,012.73	2,340,730.68	(514,023.90)	-18.0%
TOTAL, FEDERAL REVENUE			11,184,415.58	11,184,415.58	6,056,336.52	10,773,397.68	(411,017.90)	-3.7%
OTHER STATE REVENUE								
Other State Apportionments								
ROC/P Entitlement								
Prior Years	6360	8319	0.00	0.00	0.00	0.00	0.00	0.0%
Special Education Master Plan								
Current Year	6500	8311	0.00	0.00	0.00	0.00	0.00	0.0%
Prior Years	6500	8319	0.00	0.00	0.00	0.00	0.00	0.0%
All Other State Apportionments - Current Year	All Other	8311	0.00	0.00	0.00	0.00	0.00	0.0%
All Other State Apportionments - Prior Years	All Other	8319	0.00	0.00	0.00	0.00	0.00	0.0%
Child Nutrition Programs		8520	0.00	0.00	0.00	0.00	0.00	0.0%
Mandated Costs Reimbursements		8550	55,817.00	55,817.00	0.00	55,817.00	0.00	0.0%
Lottery - Unrestricted and Instructional Materials		8560	363,772.00	363,772.00	28,579.61	363,772.00	0.00	0.0%
Tax Relief Subventions								
Restricted Levies - Other								
Homeowners' Exemptions		8575	0.00	0.00	0.00	0.00	0.00	0.0%
Other Subventions/In-Lieu Taxes		8576	0.00	0.00	0.00	0.00	0.00	0.0%

2023-24 First Interim
General Fund
Summary - Unrestricted/Restricted
Revenues, Expenditures, and Changes in Fund Balance

Description	Resource Codes	Object Codes	Original Budget (A)	Board Approved Operating Budget (B)	Actuals To Date (C)	Projected Year Totals (D)	Difference (Col B & D) (E)	% Diff Column B & D (F)
Pass-Through Revenues from State Sources		8587	0.00	0.00	0.00	0.00	0.00	0.0%
After School Education and Safety (ASES)	6010	8590	0.00	0.00	0.00	0.00	0.00	0.0%
Charter School Facility Grant	6030	8590	0.00	0.00	0.00	0.00	0.00	0.0%
Career Technical Education Incentiv e Grant Program	6387	8590	0.00	0.00	0.00	0.00	0.00	0.0%
Drug/Alcohol/Tobacco Funds	6650, 6690, 6695	8590	0.00	0.00	0.00	0.00	0.00	0.0%
California Clean Energy Jobs Act	6230	8590	0.00	0.00	0.00	0.00	0.00	0.0%
Specialized Secondary	7370	8590	0.00	0.00	0.00	0.00	0.00	0.0%
American Indian Early Childhood Education	7210	8590	53,583.00	53,583.00	2,259.97	53,583.00	0.00	0.0%
All Other State Revenue	All Other	8590	4,142,508.00	4,142,508.00	994,258.00	3,947,060.00	(195,448.00)	-4.7%
TOTAL, OTHER STATE REVENUE			4,615,680.00	4,615,680.00	1,025,097.58	4,420,232.00	(195,448.00)	-4.2%
OTHER LOCAL REVENUE								
Other Local Revenue								
County and District Taxes								
Other Restricted Levies								
Secured Roll		8615	0.00	0.00	0.00	0.00	0.00	0.0%
Unsecured Roll		8616	0.00	0.00	0.00	0.00	0.00	0.0%
Prior Years' Taxes		8617	0.00	0.00	0.00	0.00	0.00	0.0%
Supplemental Taxes		8618	0.00	0.00	0.00	0.00	0.00	0.0%
Non-Ad Valorem Taxes								
Parcel Taxes		8621	0.00	0.00	0.00	0.00	0.00	0.0%
Other		8622	0.00	0.00	0.00	0.00	0.00	0.0%
Community Redevelopment Funds Not Subject to LCFF Deduction		8625	0.00	0.00	949.16	0.00	0.00	0.0%
Penalties and Interest from Delinquent Non-LCFF Taxes		8629	0.00	0.00	0.00	0.00	0.00	0.0%
Sales								
Sale of Equipment/Supplies		8631	0.00	0.00	0.00	0.00	0.00	0.0%
Sale of Publications		8632	0.00	0.00	0.00	0.00	0.00	0.0%
Food Service Sales		8634	0.00	0.00	0.00	0.00	0.00	0.0%
All Other Sales		8639	0.00	0.00	0.00	0.00	0.00	0.0%
Leases and Rentals		8650	0.00	0.00	0.00	0.00	0.00	0.0%
Interest		8660	100,000.00	100,000.00	155,212.39	200,000.00	100,000.00	100.0%
Net Increase (Decrease) in the Fair Value of Investments		8662	0.00	0.00	0.00	0.00	0.00	0.0%
Fees and Contracts								
Adult Education Fees		8671	0.00	0.00	0.00	0.00	0.00	0.0%
Non-Resident Students		8672	0.00	0.00	0.00	0.00	0.00	0.0%
Transportation Fees From Individuals		8675	0.00	0.00	0.00	0.00	0.00	0.0%
Interagency Services		8677	0.00	0.00	0.00	0.00	0.00	0.0%
Mitigation/Developer Fees		8681	0.00	0.00	0.00	0.00	0.00	0.0%
All Other Fees and Contracts		8689	0.00	0.00	0.00	0.00	0.00	0.0%
Other Local Revenue								
Plus: Misc Funds Non-LCFF (50%) Adjustment		8691	0.00	0.00	0.00	0.00	0.00	0.0%
Pass-Through Revenues From Local Sources		8697	0.00	0.00	0.00	0.00	0.00	0.0%

General Fund
Summary - Unrestricted/Restricted
Revenues, Expenditures, and Changes in Fund Balance

Description	Resource Codes	Object Codes	Original Budget (A)	Board Approved Operating Budget (B)	Actuals To Date (C)	Projected Year Totals (D)	Difference (Col B & D) (E)	% Diff Column B & D (F)
All Other Local Revenue		8699	50,436.76	50,436.76	32,872.05	49,736.76	(700.00)	-1.4%
Tuition		8710	0.00	0.00	0.00	0.00	0.00	0.0%
All Other Transfers In		8781-8783	0.00	0.00	0.00	0.00	0.00	0.0%
Transfers Of Apportionments								
Special Education SELPA Transfers								
From Districts or Charter Schools	6500	8791	0.00	0.00	0.00	0.00	0.00	0.0%
From County Offices	6500	8792	796,499.00	796,499.00	210,218.00	804,033.00	7,534.00	0.9%
From JPAs	6500	8793	0.00	0.00	0.00	0.00	0.00	0.0%
ROC/P Transfers								
From Districts or Charter Schools	6360	8791	0.00	0.00	0.00	0.00	0.00	0.0%
From County Offices	6360	8792	0.00	0.00	0.00	0.00	0.00	0.0%
From JPAs	6360	8793	0.00	0.00	0.00	0.00	0.00	0.0%
Other Transfers of Apportionments								
From Districts or Charter Schools	All Other	8791	0.00	0.00	0.00	0.00	0.00	0.0%
From County Offices	All Other	8792	0.00	0.00	0.00	0.00	0.00	0.0%
From JPAs	All Other	8793	0.00	0.00	0.00	0.00	0.00	0.0%
All Other Transfers In from All Others		8799	0.00	0.00	0.00	0.00	0.00	0.0%
TOTAL, OTHER LOCAL REVENUE			946,935.76	946,935.76	399,251.60	1,053,769.76	106,834.00	11.3%
TOTAL, REVENUES			36,969,246.34	36,969,246.34	13,130,428.11	36,327,849.26	(641,397.08)	-1.7%
CERTIFICATED SALARIES								
Certificated Teachers' Salaries		1100	12,223,175.34	12,223,175.34	3,244,807.50	12,467,941.97	(244,766.63)	-2.0%
Certificated Pupil Support Salaries		1200	366,408.00	366,408.00	123,743.41	368,928.00	(2,520.00)	-0.7%
Certificated Supervisors' and Administrators' Salaries		1300	1,399,322.00	1,399,322.00	495,957.29	1,399,322.00	0.00	0.0%
Other Certificated Salaries		1900	661,683.00	661,683.00	173,012.04	626,388.47	35,294.53	5.3%
TOTAL, CERTIFICATED SALARIES			14,650,588.34	14,650,588.34	4,037,520.24	14,862,580.44	(211,992.10)	-1.4%
CLASSIFIED SALARIES								
Classified Instructional Salaries		2100	1,034,009.69	1,034,009.69	351,479.75	1,305,073.16	(271,063.47)	-26.2%
Classified Support Salaries		2200	917,362.00	917,362.00	329,311.31	937,642.00	(20,280.00)	-2.2%
Classified Supervisors' and Administrators' Salaries		2300	524,630.00	524,630.00	180,440.66	524,630.00	0.00	0.0%
Clerical, Technical and Office Salaries		2400	990,263.50	990,263.50	303,759.95	1,023,893.50	(33,630.00)	-3.4%
Other Classified Salaries		2900	1,400,450.12	1,400,450.12	383,838.69	1,393,658.12	6,792.00	0.5%
TOTAL, CLASSIFIED SALARIES			4,866,715.31	4,866,715.31	1,548,830.36	5,184,896.78	(318,181.47)	-6.5%
EMPLOYEE BENEFITS								
STRS		3101-3102	4,051,873.18	4,051,873.18	752,481.38	4,093,902.37	(42,029.19)	-1.0%
PERS		3201-3202	1,223,271.85	1,223,271.85	369,208.15	1,273,385.15	(50,113.30)	-4.1%
OASDI/Medicare/Alternative		3301-3302	606,948.30	606,948.30	180,163.61	654,179.56	(47,231.26)	-7.8%
Health and Welfare Benefits		3401-3402	2,916,209.00	2,916,209.00	734,343.57	2,912,209.00	4,000.00	0.1%
Unemployment Insurance		3501-3502	96,033.21	96,033.21	2,780.07	120,921.27	(24,888.06)	-25.9%
Workers' Compensation		3601-3602	248,330.23	248,330.23	66,751.04	254,071.52	(5,741.29)	-2.3%
OPEB, Allocated		3701-3702	443,007.00	443,007.00	117,482.14	443,007.00	0.00	0.0%
OPEB, Active Employees		3751-3752	0.00	0.00	0.00	0.00	0.00	0.0%
Other Employee Benefits		3901-3902	0.00	0.00	0.00	0.00	0.00	0.0%
TOTAL, EMPLOYEE BENEFITS			9,585,672.77	9,585,672.77	2,223,209.96	9,751,675.87	(166,003.10)	-1.7%
BOOKS AND SUPPLIES								

2023-24 First Interim
General Fund
Summary - Unrestricted/Restricted
Revenues, Expenditures, and Changes in Fund Balance

Description	Resource Codes	Object Codes	Original Budget (A)	Board Approved Operating Budget (B)	Actuals To Date (C)	Projected Year Totals (D)	Difference (Col B & D) (E)	% Diff Column B & D (F)
Approved Textbooks and Core Curricula Materials		4100	85,613.23	85,613.23	0.00	358,113.23	(272,500.00)	-318.3%
Books and Other Reference Materials		4200	500.00	500.00	0.00	500.00	0.00	0.0%
Materials and Supplies		4300	2,260,627.59	2,260,627.59	199,494.86	1,750,333.42	510,294.17	22.6%
Noncapitalized Equipment		4400	481,800.00	481,800.00	791.67	514,250.00	(32,450.00)	-6.7%
Food		4700	0.00	0.00	1,105.13	1,400.00	(1,400.00)	New
TOTAL, BOOKS AND SUPPLIES			2,828,540.82	2,828,540.82	201,391.66	2,624,596.65	203,944.17	7.2%
SERVICES AND OTHER OPERATING EXPENDITURES								
Subagreements for Services		5100	462,589.89	462,589.89	70,196.20	462,589.89	0.00	0.0%
Travel and Conferences		5200	84,504.00	84,504.00	44,244.53	133,683.00	(49,179.00)	-58.2%
Dues and Memberships		5300	63,210.00	63,210.00	38,269.31	63,210.00	0.00	0.0%
Insurance		5400-5450	250,500.00	250,500.00	240,443.65	250,500.00	0.00	0.0%
Operations and Housekeeping Services		5500	632,619.00	632,619.00	283,572.86	911,763.00	(279,144.00)	-44.1%
Rentals, Leases, Repairs, and Noncapitalized Improvements		5600	223,936.00	223,936.00	96,515.72	276,786.00	(52,850.00)	-23.6%
Transfers of Direct Costs		5710	0.00	0.00	0.00	0.00	0.00	0.0%
Transfers of Direct Costs - Interfund		5750	0.00	0.00	0.00	0.00	0.00	0.0%
Professional/Consulting Services and Operating Expenditures		5800	2,902,790.13	2,902,790.13	465,054.98	2,954,640.87	(51,850.74)	-1.8%
Communications		5900	62,935.00	62,935.00	10,332.66	62,935.00	0.00	0.0%
TOTAL, SERVICES AND OTHER OPERATING EXPENDITURES			4,683,084.02	4,683,084.02	1,248,629.91	5,116,107.76	(433,023.74)	-9.2%
CAPITAL OUTLAY								
Land		6100	0.00	0.00	0.00	0.00	0.00	0.0%
Land Improvements		6170	0.00	0.00	0.00	0.00	0.00	0.0%
Buildings and Improvements of Buildings		6200	1,009,745.00	1,009,745.00	37,482.50	920,718.00	89,027.00	8.8%
Books and Media for New School Libraries or Major Expansion of School Libraries		6300	0.00	0.00	0.00	0.00	0.00	0.0%
Equipment		6400	103,728.67	103,728.67	1,965.92	103,728.67	0.00	0.0%
Equipment Replacement		6500	34,000.00	34,000.00	0.00	34,000.00	0.00	0.0%
Lease Assets		6600	0.00	0.00	0.00	0.00	0.00	0.0%
Subscription Assets		6700	0.00	0.00	0.00	0.00	0.00	0.0%
TOTAL, CAPITAL OUTLAY			1,147,473.67	1,147,473.67	39,448.42	1,058,446.67	89,027.00	7.8%
OTHER OUTGO (excluding Transfers of Indirect Costs)								
Tuition								
Tuition for Instruction Under Interdistrict Attendance Agreements								
		7110	0.00	0.00	0.00	0.00	0.00	0.0%
State Special Schools								
		7130	0.00	0.00	0.00	0.00	0.00	0.0%
Tuition, Excess Costs, and/or Deficit Payments								
Payments to Districts or Charter Schools								
		7141	0.00	0.00	0.00	0.00	0.00	0.0%
Payments to County Offices								
		7142	347,710.00	347,710.00	22,294.00	347,710.00	0.00	0.0%
Payments to JPAs								
		7143	0.00	0.00	0.00	0.00	0.00	0.0%
Transfers of Pass-Through Revenues								
To Districts or Charter Schools								
		7211	0.00	0.00	0.00	0.00	0.00	0.0%
To County Offices								
		7212	0.00	0.00	0.00	0.00	0.00	0.0%

2023-24 First Interim
General Fund
Summary - Unrestricted/Restricted
Revenues, Expenditures, and Changes in Fund Balance

Description	Resource Codes	Object Codes	Original Budget (A)	Board Approved Operating Budget (B)	Actuals To Date (C)	Projected Year Totals (D)	Difference (Col B & D) (E)	% Diff Column B & D (F)
To JPAs		7213	0.00	0.00	0.00	0.00	0.00	0.0%
Special Education SELPA Transfers of Apportionments								
To Districts or Charter Schools	6500	7221	0.00	0.00	0.00	0.00	0.00	0.0%
To County Offices	6500	7222	0.00	0.00	0.00	0.00	0.00	0.0%
To JPAs	6500	7223	0.00	0.00	0.00	0.00	0.00	0.0%
ROC/P Transfers of Apportionments								
To Districts or Charter Schools	6360	7221	0.00	0.00	0.00	0.00	0.00	0.0%
To County Offices	6360	7222	0.00	0.00	0.00	0.00	0.00	0.0%
To JPAs	6360	7223	0.00	0.00	0.00	0.00	0.00	0.0%
Other Transfers of Apportionments	All Other	7221-7223	0.00	0.00	0.00	0.00	0.00	0.0%
All Other Transfers		7281-7283	0.00	0.00	0.00	0.00	0.00	0.0%
All Other Transfers Out to All Others		7299	0.00	0.00	0.00	0.00	0.00	0.0%
Debt Service								
Debt Service - Interest		7438	0.00	0.00	0.00	0.00	0.00	0.0%
Other Debt Service - Principal		7439	0.00	0.00	0.00	0.00	0.00	0.0%
TOTAL, OTHER OUTGO (excluding Transfers of Indirect Costs)			347,710.00	347,710.00	22,294.00	347,710.00	0.00	0.0%
OTHER OUTGO - TRANSFERS OF INDIRECT COSTS								
Transfers of Indirect Costs		7310	0.00	0.00	0.00	0.00		
Transfers of Indirect Costs - Interfund		7350	0.00	0.00	0.00	(64,030.44)	64,030.44	New
TOTAL, OTHER OUTGO - TRANSFERS OF INDIRECT COSTS			0.00	0.00	0.00	(64,030.44)	64,030.44	New
TOTAL, EXPENDITURES			38,109,784.93	38,109,784.93	9,321,324.55	38,861,983.73	(772,198.80)	-2.0%
INTERFUND TRANSFERS								
INTERFUND TRANSFERS IN								
From: Special Reserve Fund		8912	0.00	0.00	0.00	0.00	0.00	0.0%
From: Bond Interest and Redemption Fund		8914	0.00	0.00	0.00	0.00	0.00	0.0%
Other Authorized Interfund Transfers In		8919	303,182.00	303,182.00	0.00	303,182.00	0.00	0.0%
(a) TOTAL, INTERFUND TRANSFERS IN			303,182.00	303,182.00	0.00	303,182.00	0.00	0.0%
INTERFUND TRANSFERS OUT								
To: Child Development Fund		7611	0.00	0.00	0.00	0.00	0.00	0.0%
To: Special Reserve Fund		7612	0.00	0.00	0.00	0.00	0.00	0.0%
To: State School Building Fund/ County School Facilities Fund		7613	0.00	0.00	0.00	0.00	0.00	0.0%
To: Cafeteria Fund		7616	0.00	0.00	0.00	0.00	0.00	0.0%
Other Authorized Interfund Transfers Out		7619	272,490.72	272,490.72	0.00	772,490.72	(500,000.00)	-183.5%
(b) TOTAL, INTERFUND TRANSFERS OUT			272,490.72	272,490.72	0.00	772,490.72	(500,000.00)	-183.5%
OTHER SOURCES/USES								
SOURCES								
State Apportionments								
Emergency Apportionments		8931	0.00	0.00	0.00	0.00	0.00	0.0%
Proceeds								
Proceeds from Disposal of Capital Assets		8953	0.00	0.00	0.00	0.00	0.00	0.0%
Other Sources								

2023-24 First Interim
General Fund
Summary - Unrestricted/Restricted
Revenues, Expenditures, and Changes in Fund Balance

Description	Resource Codes	Object Codes	Original Budget (A)	Board Approved Operating Budget (B)	Actuals To Date (C)	Projected Year Totals (D)	Difference (Col B & D) (E)	% Diff Column B & D (F)
Transfers from Funds of Lapsed/Reorganized LEAs		8965	0.00	0.00	0.00	0.00	0.00	0.0%
Long-Term Debt Proceeds								
Proceeds from Certificates of Participation		8971	0.00	0.00	0.00	0.00	0.00	0.0%
Proceeds from Leases		8972	0.00	0.00	0.00	0.00	0.00	0.0%
Proceeds from Lease Revenue Bonds		8973	0.00	0.00	0.00	0.00	0.00	0.0%
Proceeds from SBITAs		8974	0.00	0.00	0.00	0.00	0.00	0.0%
All Other Financing Sources		8979	0.00	0.00	0.00	0.00	0.00	0.0%
(c) TOTAL, SOURCES			0.00	0.00	0.00	0.00	0.00	0.0%
USES								
Transfers of Funds from Lapsed/Reorganized LEAs		7651	0.00	0.00	0.00	0.00	0.00	0.0%
All Other Financing Uses		7699	0.00	0.00	0.00	0.00	0.00	0.0%
(d) TOTAL, USES			0.00	0.00	0.00	0.00	0.00	0.0%
CONTRIBUTIONS								
Contributions from Unrestricted Revenues		8980	0.00	0.00	0.00	0.00		
Contributions from Restricted Revenues		8990	0.00	0.00	0.00	0.00		
(e) TOTAL, CONTRIBUTIONS			0.00	0.00	0.00	0.00	0.00	0.0%
TOTAL, OTHER FINANCING SOURCES/USES (a - b + c - d + e)			30,691.28	30,691.28	0.00	(469,308.72)	500,000.00	1,629.1%

Resource	Description	2023-24 Projected Totals
2600	Expanded Learning Opportunities Program	1,075,285.26
4035	ESSA: Title II, Part A, Supporting Effective Instruction	16,145.00
6266	Educator Effectiveness, FY 2021-22	145,523.07
6300	Lottery: Instructional Materials	522,402.72
6500	Special Education	21,446.81
6537	Special Ed: Learning Recovery Support	172.33
6546	Mental Health-Related Services	117,760.80
6547	Special Education Early Intervention Preschool Grant	261,087.00
6762	Arts, Music, and Instructional Materials Discretionary Block Grant	484,032.00
7311	Classified School Employee Professional Development Block Grant	18,073.00
7415	Classified School Employee Summer Assistance Program	82.62
7425	Expanded Learning Opportunities (ELO) Grant	37,530.67
7426	Expanded Learning Opportunities (ELO) Grant: Paraprofessional Staff	797.17
7435	Learning Recovery Emergency Block Grant	1,879,056.00
7510	Low-Performing Students Block Grant	10,322.00
8150	Ongoing & Major Maintenance Account (RMA: Education Code Section 17070.75)	709,877.15
9010	Other Restricted Local	2,380.52
Total, Restricted Balance		5,301,974.12

Description	Resource Codes	Object Codes	Original Budget (A)	Board Approved Operating Budget (B)	Actuals To Date (C)	Projected Year Totals (D)	Difference (Col B & D) (E)	% Diff Column B & D (F)
A. REVENUES								
1) LCFF Sources		8010-8099	0.00	0.00	0.00	0.00	0.00	0.0%
2) Federal Revenue		8100-8299	712,000.00	712,000.00	39,285.54	712,000.00	0.00	0.0%
3) Other State Revenue		8300-8599	786,200.00	786,200.00	57,912.97	786,200.00	0.00	0.0%
4) Other Local Revenue		8600-8799	10,630.36	10,630.36	3,815.58	10,630.36	0.00	0.0%
5) TOTAL, REVENUES			1,508,830.36	1,508,830.36	101,014.09	1,508,830.36		
B. EXPENDITURES								
1) Certificated Salaries		1000-1999	0.00	0.00	0.00	0.00	0.00	0.0%
2) Classified Salaries		2000-2999	443,277.00	443,277.00	144,546.22	443,277.00	0.00	0.0%
3) Employee Benefits		3000-3999	227,842.00	227,842.00	69,083.40	227,842.00	0.00	0.0%
4) Books and Supplies		4000-4999	620,145.06	620,145.06	115,604.11	620,145.06	0.00	0.0%
5) Services and Other Operating Expenditures		5000-5999	32,000.00	32,000.00	15,593.14	32,000.00	0.00	0.0%
6) Capital Outlay		6000-6999	0.00	0.00	0.00	0.00	0.00	0.0%
7) Other Outgo (excluding Transfers of Indirect Costs)		7100-7299,7400-7499	0.00	0.00	0.00	0.00	0.00	0.0%
8) Other Outgo - Transfers of Indirect Costs		7300-7399	0.00	0.00	0.00	64,030.44	(64,030.44)	New
9) TOTAL, EXPENDITURES			1,323,264.06	1,323,264.06	344,826.87	1,387,294.50		
C. EXCESS (DEFICIENCY) OF REVENUES OVER EXPENDITURES BEFORE OTHER FINANCING SOURCES AND USES (A5 - B9)			185,566.30	185,566.30	(243,812.78)	121,535.86		
D. OTHER FINANCING SOURCES/USES								
1) Interfund Transfers								
a) Transfers In		8900-8929	0.00	0.00	0.00	0.00	0.00	0.0%
b) Transfers Out		7600-7629	0.00	0.00	0.00	0.00	0.00	0.0%
2) Other Sources/Uses								
a) Sources		8930-8979	0.00	0.00	0.00	0.00	0.00	0.0%
b) Uses		7630-7699	0.00	0.00	0.00	0.00	0.00	0.0%
3) Contributions		8980-8999	0.00	0.00	0.00	0.00	0.00	0.0%
4) TOTAL, OTHER FINANCING SOURCES/USES			0.00	0.00	0.00	0.00		
E. NET INCREASE (DECREASE) IN FUND BALANCE (C + D4)			185,566.30	185,566.30	(243,812.78)	121,535.86		
F. FUND BALANCE, RESERVES								
1) Beginning Fund Balance								
a) As of July 1 - Unaudited		9791	176,879.82	176,879.82		176,879.82	0.00	0.0%
b) Audit Adjustments		9793	0.00	0.00		0.00	0.00	0.0%
c) As of July 1 - Audited (F1a + F1b)			176,879.82	176,879.82		176,879.82		
d) Other Restatements		9795	0.00	0.00		0.00	0.00	0.0%
e) Adjusted Beginning Balance (F1c + F1d)			176,879.82	176,879.82		176,879.82		
2) Ending Balance, June 30 (E + F1e)			362,446.12	362,446.12		298,415.68		
Components of Ending Fund Balance								
a) Nonspendable								
Revolving Cash		9711	1,500.00	1,500.00		1,500.00		
Stores		9712	34,179.82	34,179.82		34,179.82		
Prepaid Items		9713	0.00	0.00		0.00		
All Others		9719	0.00	0.00		0.00		
b) Restricted								
		9740	326,766.30	326,766.30		262,735.86		
c) Committed								

Description	Resource Codes	Object Codes	Original Budget (A)	Board Approved Operating Budget (B)	Actuals To Date (C)	Projected Year Totals (D)	Difference (Col B & D) (E)	% Diff Column B & D (F)
Stabilization Arrangements		9750	0.00	0.00		0.00		
Other Commitments		9760	0.00	0.00		0.00		
d) Assigned								
Other Assignments		9780	0.00	0.00		0.00		
e) Unassigned/Unappropriated								
Reserve for Economic Uncertainties		9789	0.00	0.00		0.00		
Unassigned/Unappropriated Amount		9790	0.00	0.00		0.00		
FEDERAL REVENUE								
Child Nutrition Programs		8220	712,000.00	712,000.00	39,285.54	712,000.00	0.00	0.0%
Donated Food Commodities		8221	0.00	0.00	0.00	0.00	0.00	0.0%
All Other Federal Revenue		8290	0.00	0.00	0.00	0.00	0.00	0.0%
TOTAL, FEDERAL REVENUE			712,000.00	712,000.00	39,285.54	712,000.00	0.00	0.0%
OTHER STATE REVENUE								
Child Nutrition Programs		8520	786,200.00	786,200.00	57,912.97	786,200.00	0.00	0.0%
All Other State Revenue		8590	0.00	0.00	0.00	0.00	0.00	0.0%
TOTAL, OTHER STATE REVENUE			786,200.00	786,200.00	57,912.97	786,200.00	0.00	0.0%
OTHER LOCAL REVENUE								
Sales								
Sale of Equipment/Supplies		8631	0.00	0.00	0.00	0.00	0.00	0.0%
Food Service Sales		8634	10,000.00	10,000.00	0.00	10,000.00	0.00	0.0%
Leases and Rentals		8650	0.00	0.00	0.00	0.00	0.00	0.0%
Interest		8660	500.00	500.00	3,280.19	500.00	0.00	0.0%
Net Increase (Decrease) in the Fair Value of Investments		8662	0.00	0.00	0.00	0.00	0.00	0.0%
Fees and Contracts								
Interagency Services		8677	0.00	0.00	0.00	0.00	0.00	0.0%
Other Local Revenue								
All Other Local Revenue		8699	130.36	130.36	535.39	130.36	0.00	0.0%
TOTAL, OTHER LOCAL REVENUE			10,630.36	10,630.36	3,815.58	10,630.36	0.00	0.0%
TOTAL, REVENUES			1,508,830.36	1,508,830.36	101,014.09	1,508,830.36		
CERTIFICATED SALARIES								
Certificated Supervisors' and Administrators' Salaries		1300	0.00	0.00	0.00	0.00	0.00	0.0%
Other Certificated Salaries		1900	0.00	0.00	0.00	0.00	0.00	0.0%
TOTAL, CERTIFICATED SALARIES			0.00	0.00	0.00	0.00	0.00	0.0%
CLASSIFIED SALARIES								
Classified Support Salaries		2200	341,782.00	341,782.00	114,119.62	341,782.00	0.00	0.0%
Classified Supervisors' and Administrators' Salaries		2300	70,672.00	70,672.00	20,859.01	70,672.00	0.00	0.0%
Clerical, Technical and Office Salaries		2400	30,823.00	30,823.00	9,567.59	30,823.00	0.00	0.0%
Other Classified Salaries		2900	0.00	0.00	0.00	0.00	0.00	0.0%
TOTAL, CLASSIFIED SALARIES			443,277.00	443,277.00	144,546.22	443,277.00	0.00	0.0%
EMPLOYEE BENEFITS								
STRS		3101-3102	0.00	0.00	0.00	0.00	0.00	0.0%
PERS		3201-3202	101,707.00	101,707.00	35,283.13	101,707.00	0.00	0.0%
OASDI/Medicare/Alternative		3301-3302	33,490.00	33,490.00	10,943.16	33,490.00	0.00	0.0%
Health and Welfare Benefits		3401-3402	85,000.00	85,000.00	21,057.45	85,000.00	0.00	0.0%
Unemployment Insurance		3501-3502	2,189.00	2,189.00	72.27	2,189.00	0.00	0.0%

Description	Resource Codes	Object Codes	Original Budget (A)	Board Approved Operating Budget (B)	Actuals To Date (C)	Projected Year Totals (D)	Difference (Col B & D) (E)	% Diff Column B & D (F)
Workers' Compensation		3601-3602	5,456.00	5,456.00	1,727.39	5,456.00	0.00	0.0%
OPEB, Allocated		3701-3702	0.00	0.00	0.00	0.00	0.00	0.0%
OPEB, Active Employees		3751-3752	0.00	0.00	0.00	0.00	0.00	0.0%
Other Employee Benefits		3901-3902	0.00	0.00	0.00	0.00	0.00	0.0%
TOTAL, EMPLOYEE BENEFITS			227,842.00	227,842.00	69,083.40	227,842.00	0.00	0.0%
BOOKS AND SUPPLIES								
Books and Other Reference Materials		4200	0.00	0.00	0.00	0.00	0.00	0.0%
Materials and Supplies		4300	60,000.00	60,000.00	19,806.92	60,000.00	0.00	0.0%
Noncapitalized Equipment		4400	0.00	0.00	0.00	0.00	0.00	0.0%
Food		4700	560,145.06	560,145.06	95,797.19	560,145.06	0.00	0.0%
TOTAL, BOOKS AND SUPPLIES			620,145.06	620,145.06	115,604.11	620,145.06	0.00	0.0%
SERVICES AND OTHER OPERATING EXPENDITURES								
Subagreements for Services		5100	0.00	0.00	0.00	0.00	0.00	0.0%
Travel and Conferences		5200	6,000.00	6,000.00	296.06	6,000.00	0.00	0.0%
Dues and Memberships		5300	2,000.00	2,000.00	1,947.52	2,000.00	0.00	0.0%
Insurance		5400-5450	0.00	0.00	0.00	0.00	0.00	0.0%
Operations and Housekeeping Services		5500	0.00	0.00	0.00	0.00	0.00	0.0%
Rentals, Leases, Repairs, and Noncapitalized Improvements		5600	14,000.00	14,000.00	3,077.73	14,000.00	0.00	0.0%
Transfers of Direct Costs		5710	0.00	0.00	0.00	0.00	0.00	0.0%
Transfers of Direct Costs - Interfund		5750	0.00	0.00	0.00	0.00	0.00	0.0%
Professional/Consulting Services and Operating Expenditures		5800	10,000.00	10,000.00	10,271.83	10,000.00	0.00	0.0%
Communications		5900	0.00	0.00	0.00	0.00	0.00	0.0%
TOTAL, SERVICES AND OTHER OPERATING EXPENDITURES			32,000.00	32,000.00	15,593.14	32,000.00	0.00	0.0%
CAPITAL OUTLAY								
Buildings and Improvements of Buildings		6200	0.00	0.00	0.00	0.00	0.00	0.0%
Equipment		6400	0.00	0.00	0.00	0.00	0.00	0.0%
Equipment Replacement		6500	0.00	0.00	0.00	0.00	0.00	0.0%
Lease Assets		6600	0.00	0.00	0.00	0.00	0.00	0.0%
Subscription Assets		6700	0.00	0.00	0.00	0.00	0.00	0.0%
TOTAL, CAPITAL OUTLAY			0.00	0.00	0.00	0.00	0.00	0.0%
OTHER OUTGO (excluding Transfers of Indirect Costs)								
Debt Service								
Debt Service - Interest		7438	0.00	0.00	0.00	0.00	0.00	0.0%
Other Debt Service - Principal		7439	0.00	0.00	0.00	0.00	0.00	0.0%
TOTAL, OTHER OUTGO (excluding Transfers of Indirect Costs)			0.00	0.00	0.00	0.00	0.00	0.0%
OTHER OUTGO - TRANSFERS OF INDIRECT COSTS								
Transfers of Indirect Costs - Interfund		7350	0.00	0.00	0.00	64,030.44	(64,030.44)	New
TOTAL, OTHER OUTGO - TRANSFERS OF INDIRECT COSTS			0.00	0.00	0.00	64,030.44	(64,030.44)	New
TOTAL, EXPENDITURES			1,323,264.06	1,323,264.06	344,826.87	1,387,294.50		
INTERFUND TRANSFERS								
INTERFUND TRANSFERS IN								

Description	Resource Codes	Object Codes	Original Budget (A)	Board Approved Operating Budget (B)	Actuals To Date (C)	Projected Year Totals (D)	Difference (Col B & D) (E)	% Diff Column B & D (F)
From: General Fund		8916	0.00	0.00	0.00	0.00	0.00	0.0%
Other Authorized Interfund Transfers In		8919	0.00	0.00	0.00	0.00	0.00	0.0%
(a) TOTAL, INTERFUND TRANSFERS IN			0.00	0.00	0.00	0.00	0.00	0.0%
INTERFUND TRANSFERS OUT								
Other Authorized Interfund Transfers Out		7619	0.00	0.00	0.00	0.00	0.00	0.0%
(b) TOTAL, INTERFUND TRANSFERS OUT			0.00	0.00	0.00	0.00	0.00	0.0%
OTHER SOURCES/USES								
SOURCES								
Other Sources								
Transfers from Funds of Lapsed/Reorganized LEAs		8965	0.00	0.00	0.00	0.00	0.00	0.0%
Long-Term Debt Proceeds								
Proceeds from Leases		8972	0.00	0.00	0.00	0.00	0.00	0.0%
Proceeds from SBITAs		8974	0.00	0.00	0.00	0.00	0.00	0.0%
All Other Financing Sources		8979	0.00	0.00	0.00	0.00	0.00	0.0%
(c) TOTAL, SOURCES			0.00	0.00	0.00	0.00	0.00	0.0%
USES								
Transfers of Funds from Lapsed/Reorganized LEAs		7651	0.00	0.00	0.00	0.00	0.00	0.0%
All Other Financing Uses		7699	0.00	0.00	0.00	0.00	0.00	0.0%
(d) TOTAL, USES			0.00	0.00	0.00	0.00	0.00	0.0%
CONTRIBUTIONS								
Contributions from Unrestricted Revenues		8980	0.00	0.00	0.00	0.00	0.00	0.0%
Contributions from Restricted Revenues		8990	0.00	0.00	0.00	0.00	0.00	0.0%
(e) TOTAL, CONTRIBUTIONS			0.00	0.00	0.00	0.00	0.00	0.0%
TOTAL, OTHER FINANCING SOURCES/USES								
(a - b + c - d + e)			0.00	0.00	0.00	0.00		

Resource	Description	2023-24 Projected Totals
5310	Child Nutrition: School Programs (e.g., School Lunch, School Breakfast, Milk, Pregnant & Lactating Students)	257,862.68
5330	Child Nutrition: Summer Food Service Program Operations	4,259.18
5810	Other Restricted Federal	614.00
Total, Restricted Balance		262,735.86

Description	Resource Codes	Object Codes	Original Budget (A)	Board Approved Operating Budget (B)	Actuals To Date (C)	Projected Year Totals (D)	Difference (Col B & D) (E)	% Diff Column B & D (F)
A. REVENUES								
1) LCFF Sources		8010-8099	0.00	0.00	0.00	0.00	0.00	0.0%
2) Federal Revenue		8100-8299	0.00	0.00	0.00	0.00	0.00	0.0%
3) Other State Revenue		8300-8599	0.00	0.00	0.00	0.00	0.00	0.0%
4) Other Local Revenue		8600-8799	376,278.00	376,278.00	37,446.39	280,702.00	(95,576.00)	-25.4%
5) TOTAL, REVENUES			376,278.00	376,278.00	37,446.39	280,702.00		
B. EXPENDITURES								
1) Certificated Salaries		1000-1999	0.00	0.00	0.00	0.00	0.00	0.0%
2) Classified Salaries		2000-2999	0.00	0.00	0.00	0.00	0.00	0.0%
3) Employee Benefits		3000-3999	0.00	0.00	0.00	0.00	0.00	0.0%
4) Books and Supplies		4000-4999	0.00	0.00	0.00	0.00	0.00	0.0%
5) Services and Other Operating Expenditures		5000-5999	10,000.00	10,000.00	0.00	10,000.00	0.00	0.0%
6) Capital Outlay		6000-6999	1,853,703.60	1,853,703.60	631,933.42	2,258,127.60	(404,424.00)	-21.8%
7) Other Outgo (excluding Transfers of Indirect Costs)		7100-7299, 7400-7499	0.00	0.00	0.00	0.00	0.00	0.0%
8) Other Outgo - Transfers of Indirect Costs		7300-7399	0.00	0.00	0.00	0.00	0.00	0.0%
9) TOTAL, EXPENDITURES			1,863,703.60	1,863,703.60	631,933.42	2,268,127.60		
C. EXCESS (DEFICIENCY) OF REVENUES OVER EXPENDITURES BEFORE OTHER FINANCING SOURCES AND USES (A5 - B9)			(1,487,425.60)	(1,487,425.60)	(594,487.03)	(1,987,425.60)		
D. OTHER FINANCING SOURCES/USES								
1) Interfund Transfers								
a) Transfers In		8900-8929	0.00	0.00	0.00	500,000.00	500,000.00	New
b) Transfers Out		7600-7629	0.00	0.00	0.00	0.00	0.00	0.0%
2) Other Sources/Uses								
a) Sources		8930-8979	0.00	0.00	0.00	0.00	0.00	0.0%
b) Uses		7630-7699	0.00	0.00	0.00	0.00	0.00	0.0%
3) Contributions		8980-8999	0.00	0.00	0.00	0.00	0.00	0.0%
4) TOTAL, OTHER FINANCING SOURCES/USES			0.00	0.00	0.00	500,000.00		
E. NET INCREASE (DECREASE) IN FUND BALANCE (C + D4)			(1,487,425.60)	(1,487,425.60)	(594,487.03)	(1,487,425.60)		
F. FUND BALANCE, RESERVES								
1) Beginning Fund Balance								
a) As of July 1 - Unaudited		9791	1,487,425.60	1,487,425.60		1,487,425.60	0.00	0.0%
b) Audit Adjustments		9793	0.00	0.00		0.00	0.00	0.0%
c) As of July 1 - Audited (F1a + F1b)			1,487,425.60	1,487,425.60		1,487,425.60		
d) Other Restatements		9795	0.00	0.00		0.00	0.00	0.0%
e) Adjusted Beginning Balance (F1c + F1d)			1,487,425.60	1,487,425.60		1,487,425.60		
2) Ending Balance, June 30 (E + F1e)			0.00	0.00		0.00		
Components of Ending Fund Balance								
a) Nonspendable								
Revolving Cash		9711	0.00	0.00		0.00		
Stores		9712	0.00	0.00		0.00		
Prepaid Items		9713	0.00	0.00		0.00		
All Others		9719	0.00	0.00		0.00		
b) Restricted		9740	0.00	0.00		0.00		

Description	Resource Codes	Object Codes	Original Budget (A)	Board Approved Operating Budget (B)	Actuals To Date (C)	Projected Year Totals (D)	Difference (Col B & D) (E)	% Diff Column B & D (F)
c) Committed								
Stabilization Arrangements		9750	0.00	0.00		0.00		
Other Commitments		9760	0.00	0.00		0.00		
d) Assigned								
Other Assignments		9780	0.00	0.00		0.00		
e) Unassigned/Unappropriated								
Reserve for Economic Uncertainties		9789	0.00	0.00		0.00		
Unassigned/Unappropriated Amount		9790	0.00	0.00		0.00		
LCFF SOURCES								
LCFF Transfers								
LCFF Transfers - Current Year		8091	0.00	0.00	0.00	0.00	0.00	0.0%
LCFF/Revenue Limit Transfers - Prior Years		8099	0.00	0.00	0.00	0.00	0.00	0.0%
TOTAL, LCFF SOURCES			0.00	0.00	0.00	0.00	0.00	0.0%
OTHER STATE REVENUE								
All Other State Revenue		8590	0.00	0.00	0.00	0.00	0.00	0.0%
TOTAL, OTHER STATE REVENUE			0.00	0.00	0.00	0.00	0.00	0.0%
OTHER LOCAL REVENUE								
Community Redevelopment Funds Not Subject to LCFF Deduction		8625	0.00	0.00	0.00	0.00	0.00	0.0%
Sales								
Sale of Equipment/Supplies		8631	0.00	0.00	0.00	0.00	0.00	0.0%
Interest		8660	9,500.00	9,500.00	6,897.39	9,500.00	0.00	0.0%
Net Increase (Decrease) in the Fair Value of Investments		8662	0.00	0.00	0.00	0.00	0.00	0.0%
Other Local Revenue								
All Other Local Revenue		8699	366,778.00	366,778.00	30,549.00	271,202.00	(95,576.00)	-26.1%
All Other Transfers In from All Others		8799	0.00	0.00	0.00	0.00	0.00	0.0%
TOTAL, OTHER LOCAL REVENUE			376,278.00	376,278.00	37,446.39	280,702.00	(95,576.00)	-25.4%
TOTAL, REVENUES			376,278.00	376,278.00	37,446.39	280,702.00		
CLASSIFIED SALARIES								
Classified Support Salaries		2200	0.00	0.00	0.00	0.00	0.00	0.0%
Other Classified Salaries		2900	0.00	0.00	0.00	0.00	0.00	0.0%
TOTAL, CLASSIFIED SALARIES			0.00	0.00	0.00	0.00	0.00	0.0%
EMPLOYEE BENEFITS								
STRS		3101-3102	0.00	0.00	0.00	0.00	0.00	0.0%
PERS		3201-3202	0.00	0.00	0.00	0.00	0.00	0.0%
OASDI/Medicare/Alternative		3301-3302	0.00	0.00	0.00	0.00	0.00	0.0%
Health and Welfare Benefits		3401-3402	0.00	0.00	0.00	0.00	0.00	0.0%
Unemployment Insurance		3501-3502	0.00	0.00	0.00	0.00	0.00	0.0%
Workers' Compensation		3601-3602	0.00	0.00	0.00	0.00	0.00	0.0%
OPEB, Allocated		3701-3702	0.00	0.00	0.00	0.00	0.00	0.0%
OPEB, Active Employees		3751-3752	0.00	0.00	0.00	0.00	0.00	0.0%
Other Employee Benefits		3901-3902	0.00	0.00	0.00	0.00	0.00	0.0%
TOTAL, EMPLOYEE BENEFITS			0.00	0.00	0.00	0.00	0.00	0.0%
BOOKS AND SUPPLIES								
Books and Other Reference Materials		4200	0.00	0.00	0.00	0.00	0.00	0.0%
Materials and Supplies		4300	0.00	0.00	0.00	0.00	0.00	0.0%

Description	Resource Codes	Object Codes	Original Budget (A)	Board Approved Operating Budget (B)	Actuals To Date (C)	Projected Year Totals (D)	Difference (Col B & D) (E)	% Diff Column B & D (F)
Noncapitalized Equipment		4400	0.00	0.00	0.00	0.00	0.00	0.0%
TOTAL, BOOKS AND SUPPLIES			0.00	0.00	0.00	0.00	0.00	0.0%
SERVICES AND OTHER OPERATING EXPENDITURES								
Subagreements for Services		5100	0.00	0.00	0.00	0.00	0.00	0.0%
Travel and Conferences		5200	0.00	0.00	0.00	0.00	0.00	0.0%
Rentals, Leases, Repairs, and Noncapitalized Improvements		5600	10,000.00	10,000.00	0.00	10,000.00	0.00	0.0%
Transfers of Direct Costs		5710	0.00	0.00	0.00	0.00	0.00	0.0%
Transfers of Direct Costs - Interfund		5750	0.00	0.00	0.00	0.00	0.00	0.0%
Professional/Consulting Services and Operating Expenditures		5800	0.00	0.00	0.00	0.00	0.00	0.0%
TOTAL, SERVICES AND OTHER OPERATING EXPENDITURES			10,000.00	10,000.00	0.00	10,000.00	0.00	0.0%
CAPITAL OUTLAY								
Land Improvements		6170	959,611.92	959,611.92	0.00	0.00	959,611.92	100.0%
Buildings and Improvements of Buildings		6200	725,573.90	725,573.90	631,933.42	1,685,185.82	(959,611.92)	-132.3%
Equipment		6400	168,517.78	168,517.78	0.00	572,941.78	(404,424.00)	-240.0%
Equipment Replacement		6500	0.00	0.00	0.00	0.00	0.00	0.0%
Lease Assets		6600	0.00	0.00	0.00	0.00	0.00	0.0%
Subscription Assets		6700	0.00	0.00	0.00	0.00	0.00	0.0%
TOTAL, CAPITAL OUTLAY			1,853,703.60	1,853,703.60	631,933.42	2,258,127.60	(404,424.00)	-21.8%
OTHER OUTGO (excluding Transfers of Indirect Costs)								
Debt Service								
Debt Service - Interest		7438	0.00	0.00	0.00	0.00	0.00	0.0%
Other Debt Service - Principal		7439	0.00	0.00	0.00	0.00	0.00	0.0%
TOTAL, OTHER OUTGO (excluding Transfers of Indirect Costs)			0.00	0.00	0.00	0.00	0.00	0.0%
TOTAL, EXPENDITURES			1,863,703.60	1,863,703.60	631,933.42	2,268,127.60		
INTERFUND TRANSFERS								
INTERFUND TRANSFERS IN								
Other Authorized Interfund Transfers In		8919	0.00	0.00	0.00	500,000.00	500,000.00	New
(a) TOTAL, INTERFUND TRANSFERS IN			0.00	0.00	0.00	500,000.00	500,000.00	New
INTERFUND TRANSFERS OUT								
Other Authorized Interfund Transfers Out		7619	0.00	0.00	0.00	0.00	0.00	0.0%
(b) TOTAL, INTERFUND TRANSFERS OUT			0.00	0.00	0.00	0.00	0.00	0.0%
OTHER SOURCES/USES								
SOURCES								
Other Sources								
Transfers from Funds of Lapsed/Reorganized LEAs		8965	0.00	0.00	0.00	0.00	0.00	0.0%
Long-Term Debt Proceeds								
Proceeds from Leases		8972	0.00	0.00	0.00	0.00	0.00	0.0%
Proceeds from SBITAs		8974	0.00	0.00	0.00	0.00	0.00	0.0%
All Other Financing Sources		8979	0.00	0.00	0.00	0.00	0.00	0.0%
(c) TOTAL, SOURCES			0.00	0.00	0.00	0.00	0.00	0.0%
USES								

Description	Resource Codes	Object Codes	Original Budget (A)	Board Approved Operating Budget (B)	Actuals To Date (C)	Projected Year Totals (D)	Difference (Col B & D) (E)	% Diff Column B & D (F)
Transfers of Funds from Lapsed/Reorganized LEAs		7651	0.00	0.00	0.00	0.00	0.00	0.0%
All Other Financing Uses		7699	0.00	0.00	0.00	0.00	0.00	0.0%
(d) TOTAL, USES			0.00	0.00	0.00	0.00	0.00	0.0%
CONTRIBUTIONS								
Contributions from Unrestricted Revenues		8980	0.00	0.00	0.00	0.00	0.00	0.0%
Contributions from Restricted Revenues		8990	0.00	0.00	0.00	0.00	0.00	0.0%
(e) TOTAL, CONTRIBUTIONS			0.00	0.00	0.00	0.00	0.00	0.0%
TOTAL, OTHER FINANCING SOURCES/USES								
(a - b + c - d + e)			0.00	0.00	0.00	500,000.00		

Resource	Description	2023-24 Projected Totals
Total, Restricted Balance		0.00

Description	Resource Codes	Object Codes	Original Budget (A)	Board Approved Operating Budget (B)	Actuals To Date (C)	Projected Year Totals (D)	Difference (Col B & D) (E)	% Diff Column B & D (F)
A. REVENUES								
1) LCFF Sources		8010-8099	0.00	0.00	0.00	0.00	0.00	0.0%
2) Federal Revenue		8100-8299	0.00	0.00	0.00	0.00	0.00	0.0%
3) Other State Revenue		8300-8599	0.00	0.00	0.00	0.00	0.00	0.0%
4) Other Local Revenue		8600-8799	1,440.00	1,440.00	3,961.19	1,440.00	0.00	0.0%
5) TOTAL, REVENUES			1,440.00	1,440.00	3,961.19	1,440.00		
B. EXPENDITURES								
1) Certificated Salaries		1000-1999	0.00	0.00	0.00	0.00	0.00	0.0%
2) Classified Salaries		2000-2999	0.00	0.00	0.00	0.00	0.00	0.0%
3) Employee Benefits		3000-3999	0.00	0.00	0.00	0.00	0.00	0.0%
4) Books and Supplies		4000-4999	0.00	0.00	0.00	0.00	0.00	0.0%
5) Services and Other Operating Expenditures		5000-5999	0.00	0.00	0.00	0.00	0.00	0.0%
6) Capital Outlay		6000-6999	0.00	0.00	0.00	0.00	0.00	0.0%
7) Other Outgo (excluding Transfers of Indirect Costs)		7100-7299, 7400-7499	0.00	0.00	0.00	0.00	0.00	0.0%
8) Other Outgo - Transfers of Indirect Costs		7300-7399	0.00	0.00	0.00	0.00	0.00	0.0%
9) TOTAL, EXPENDITURES			0.00	0.00	0.00	0.00		
C. EXCESS (DEFICIENCY) OF REVENUES OVER EXPENDITURES BEFORE OTHER FINANCING SOURCES AND USES (A5 - B9)			1,440.00	1,440.00	3,961.19	1,440.00		
D. OTHER FINANCING SOURCES/USES								
1) Interfund Transfers								
a) Transfers In		8900-8929	272,490.72	272,490.72	0.00	272,490.72	0.00	0.0%
b) Transfers Out		7600-7629	303,182.00	303,182.00	0.00	303,182.00	0.00	0.0%
2) Other Sources/Uses								
a) Sources		8930-8979	0.00	0.00	0.00	0.00	0.00	0.0%
b) Uses		7630-7699	0.00	0.00	0.00	0.00	0.00	0.0%
3) Contributions		8980-8999	0.00	0.00	0.00	0.00	0.00	0.0%
4) TOTAL, OTHER FINANCING SOURCES/USES			(30,691.28)	(30,691.28)	0.00	(30,691.28)		
E. NET INCREASE (DECREASE) IN FUND BALANCE (C + D4)			(29,251.28)	(29,251.28)	3,961.19	(29,251.28)		
F. FUND BALANCE, RESERVES								
1) Beginning Fund Balance								
a) As of July 1 - Unaudited		9791	675,981.66	675,981.66		675,981.66	0.00	0.0%
b) Audit Adjustments		9793	0.00	0.00		0.00	0.00	0.0%
c) As of July 1 - Audited (F1a + F1b)			675,981.66	675,981.66		675,981.66		
d) Other Restatements		9795	0.00	0.00		0.00	0.00	0.0%
e) Adjusted Beginning Balance (F1c + F1d)			675,981.66	675,981.66		675,981.66		
2) Ending Balance, June 30 (E + F1e)			646,730.38	646,730.38		646,730.38		
Components of Ending Fund Balance								
a) Nonspendable								
Revolving Cash		9711	0.00	0.00		0.00		
Stores		9712	0.00	0.00		0.00		
Prepaid Items		9713	0.00	0.00		0.00		
All Others		9719	0.00	0.00		0.00		
b) Restricted		9740	0.00	0.00		0.00		
c) Committed								

Description	Resource Codes	Object Codes	Original Budget (A)	Board Approved Operating Budget (B)	Actuals To Date (C)	Projected Year Totals (D)	Difference (Col B & D) (E)	% Diff Column B & D (F)
Stabilization Arrangements		9750	0.00	0.00		0.00		
Other Commitments		9760	0.00	0.00		0.00		
d) Assigned								
Other Assignments		9780	646,730.38	646,730.38		646,730.38		
e) Unassigned/Unappropriated								
Reserve for Economic Uncertainties		9789	0.00	0.00		0.00		
Unassigned/Unappropriated Amount		9790	0.00	0.00		0.00		
OTHER LOCAL REVENUE								
Interest		8660	1,440.00	1,440.00	3,961.19	1,440.00	0.00	0.0%
Net Increase (Decrease) in the Fair Value of Investments		8662	0.00	0.00	0.00	0.00	0.00	0.0%
TOTAL, OTHER LOCAL REVENUE			1,440.00	1,440.00	3,961.19	1,440.00	0.00	0.0%
TOTAL, REVENUES			1,440.00	1,440.00	3,961.19	1,440.00		
INTERFUND TRANSFERS								
INTERFUND TRANSFERS IN								
From: General Fund/CSSF		8912	272,490.72	272,490.72	0.00	272,490.72	0.00	0.0%
Other Authorized Interfund Transfers In		8919	0.00	0.00	0.00	0.00	0.00	0.0%
(a) TOTAL, INTERFUND TRANSFERS IN			272,490.72	272,490.72	0.00	272,490.72	0.00	0.0%
INTERFUND TRANSFERS OUT								
To: General Fund/CSSF		7612	0.00	0.00	0.00	0.00	0.00	0.0%
To: State School Building Fund/County School Facilities Fund		7613	0.00	0.00	0.00	0.00	0.00	0.0%
Other Authorized Interfund Transfers Out		7619	303,182.00	303,182.00	0.00	303,182.00	0.00	0.0%
(b) TOTAL, INTERFUND TRANSFERS OUT			303,182.00	303,182.00	0.00	303,182.00	0.00	0.0%
OTHER SOURCES/USES								
SOURCES								
Other Sources								
Transfers from Funds of Lapsed/Reorganized LEAs		8965	0.00	0.00	0.00	0.00	0.00	0.0%
(c) TOTAL, SOURCES			0.00	0.00	0.00	0.00	0.00	0.0%
USES								
Transfers of Funds from Lapsed/Reorganized LEAs		7651	0.00	0.00	0.00	0.00	0.00	0.0%
(d) TOTAL, USES			0.00	0.00	0.00	0.00	0.00	0.0%
CONTRIBUTIONS								
Contributions from Restricted Revenues		8990	0.00	0.00	0.00	0.00	0.00	0.0%
(e) TOTAL, CONTRIBUTIONS			0.00	0.00	0.00	0.00	0.00	0.0%
TOTAL, OTHER FINANCING SOURCES/USES								
(a - b + c - d + e)			(30,691.28)	(30,691.28)	0.00	(30,691.28)		

Resource	Description	2023-24 Projected Totals
Total, Restricted Balance		0.00

Description	Resource Codes	Object Codes	Original Budget (A)	Board Approved Operating Budget (B)	Actuals To Date (C)	Projected Year Totals (D)	Difference (Col B & D) (E)	% Diff Column B & D (F)
A. REVENUES								
1) LCFF Sources		8010-8099	0.00	0.00	0.00	0.00	0.00	0.0%
2) Federal Revenue		8100-8299	0.00	0.00	0.00	0.00	0.00	0.0%
3) Other State Revenue		8300-8599	0.00	0.00	0.00	0.00	0.00	0.0%
4) Other Local Revenue		8600-8799	7,400.00	7,400.00	214.31	7,400.00	0.00	0.0%
5) TOTAL, REVENUES			7,400.00	7,400.00	214.31	7,400.00		
B. EXPENDITURES								
1) Certificated Salaries		1000-1999	0.00	0.00	0.00	0.00	0.00	0.0%
2) Classified Salaries		2000-2999	0.00	0.00	0.00	0.00	0.00	0.0%
3) Employee Benefits		3000-3999	0.00	0.00	0.00	0.00	0.00	0.0%
4) Books and Supplies		4000-4999	0.00	0.00	0.00	0.00	0.00	0.0%
5) Services and Other Operating Expenditures		5000-5999	1,250.00	1,250.00	0.00	1,250.00	0.00	0.0%
6) Capital Outlay		6000-6999	0.00	0.00	0.00	0.00	0.00	0.0%
7) Other Outgo (excluding Transfers of Indirect Costs)		7100-7299,7400-7499	0.00	0.00	0.00	0.00	0.00	0.0%
8) Other Outgo - Transfers of Indirect Costs		7300-7399	0.00	0.00	0.00	0.00	0.00	0.0%
9) TOTAL, EXPENDITURES			1,250.00	1,250.00	0.00	1,250.00		
C. EXCESS (DEFICIENCY) OF REVENUES OVER EXPENDITURES BEFORE OTHER FINANCING SOURCES AND USES (A5 - B9)			6,150.00	6,150.00	214.31	6,150.00		
D. OTHER FINANCING SOURCES/USES								
1) Interfund Transfers								
a) Transfers In		8900-8929	0.00	0.00	0.00	0.00	0.00	0.0%
b) Transfers Out		7600-7629	0.00	0.00	0.00	0.00	0.00	0.0%
2) Other Sources/Uses								
a) Sources		8930-8979	0.00	0.00	0.00	0.00	0.00	0.0%
b) Uses		7630-7699	0.00	0.00	0.00	0.00	0.00	0.0%
3) Contributions		8980-8999	0.00	0.00	0.00	0.00	0.00	0.0%
4) TOTAL, OTHER FINANCING SOURCES/USES			0.00	0.00	0.00	0.00		
E. NET INCREASE (DECREASE) IN FUND BALANCE (C + D4)			6,150.00	6,150.00	214.31	6,150.00		
F. FUND BALANCE, RESERVES								
1) Beginning Fund Balance								
a) As of July 1 - Unaudited		9791	31,738.23	31,738.23		31,738.23	0.00	0.0%
b) Audit Adjustments		9793	0.00	0.00		0.00	0.00	0.0%
c) As of July 1 - Audited (F1a + F1b)			31,738.23	31,738.23		31,738.23		
d) Other Restatements		9795	0.00	0.00		0.00	0.00	0.0%
e) Adjusted Beginning Balance (F1c + F1d)			31,738.23	31,738.23		31,738.23		
2) Ending Balance, June 30 (E + F1e)			37,888.23	37,888.23		37,888.23		
Components of Ending Fund Balance								
a) Nonspendable								
Revolving Cash		9711	0.00	0.00		0.00		
Stores		9712	0.00	0.00		0.00		
Prepaid Items		9713	0.00	0.00		0.00		
All Others		9719	0.00	0.00		0.00		
b) Legally Restricted Balance		9740	37,888.23	37,888.23		37,888.23		
c) Committed								

Description	Resource Codes	Object Codes	Original Budget (A)	Board Approved Operating Budget (B)	Actuals To Date (C)	Projected Year Totals (D)	Difference (Col B & D) (E)	% Diff Column B & D (F)
Stabilization Arrangements		9750	0.00	0.00		0.00		
Other Commitments		9760	0.00	0.00		0.00		
d) Assigned								
Other Assignments		9780	0.00	0.00		0.00		
e) Unassigned/Unappropriated								
Reserve for Economic Uncertainties		9789	0.00	0.00		0.00		
Unassigned/Unappropriated Amount		9790	0.00	0.00		0.00		
OTHER STATE REVENUE								
Tax Relief Subventions								
Restricted Levies - Other								
Homeowners' Exemptions		8575	0.00	0.00	0.00	0.00	0.00	0.0%
Other Subventions/In-Lieu Taxes		8576	0.00	0.00	0.00	0.00	0.00	0.0%
All Other State Revenue		8590	0.00	0.00	0.00	0.00	0.00	0.0%
TOTAL, OTHER STATE REVENUE			0.00	0.00	0.00	0.00	0.00	0.0%
OTHER LOCAL REVENUE								
County and District Taxes								
Other Restricted Levies								
Secured Roll		8615	0.00	0.00	0.00	0.00	0.00	0.0%
Unsecured Roll		8616	0.00	0.00	0.00	0.00	0.00	0.0%
Prior Years' Taxes		8617	0.00	0.00	0.00	0.00	0.00	0.0%
Supplemental Taxes		8618	0.00	0.00	0.00	0.00	0.00	0.0%
Non-Ad Valorem Taxes								
Parcel Taxes		8621	0.00	0.00	0.00	0.00	0.00	0.0%
Other		8622	0.00	0.00	0.00	0.00	0.00	0.0%
Community Redevelopment Funds Not Subject to LCFF Deduction		8625	0.00	0.00	0.00	0.00	0.00	0.0%
Penalties and Interest from Delinquent Non-LCFF Taxes		8629	0.00	0.00	0.00	0.00	0.00	0.0%
Sales								
Sale of Equipment/Supplies		8631	0.00	0.00	0.00	0.00	0.00	0.0%
Interest		8660	400.00	400.00	214.31	400.00	0.00	0.0%
Net Increase (Decrease) in the Fair Value of Investments		8662	0.00	0.00	0.00	0.00	0.00	0.0%
Fees and Contracts								
Mitigation/Developer Fees		8681	7,000.00	7,000.00	0.00	7,000.00	0.00	0.0%
Other Local Revenue								
All Other Local Revenue		8699	0.00	0.00	0.00	0.00	0.00	0.0%
All Other Transfers In from All Others		8799	0.00	0.00	0.00	0.00	0.00	0.0%
TOTAL, OTHER LOCAL REVENUE			7,400.00	7,400.00	214.31	7,400.00	0.00	0.0%
TOTAL, REVENUES			7,400.00	7,400.00	214.31	7,400.00		
CERTIFICATED SALARIES								
Other Certificated Salaries		1900	0.00	0.00	0.00	0.00	0.00	0.0%
TOTAL, CERTIFICATED SALARIES			0.00	0.00	0.00	0.00	0.00	0.0%
CLASSIFIED SALARIES								
Classified Support Salaries		2200	0.00	0.00	0.00	0.00	0.00	0.0%
Classified Supervisors' and Administrators' Salaries		2300	0.00	0.00	0.00	0.00	0.00	0.0%
Clerical, Technical and Office Salaries		2400	0.00	0.00	0.00	0.00	0.00	0.0%
Other Classified Salaries		2900	0.00	0.00	0.00	0.00	0.00	0.0%

Description	Resource Codes	Object Codes	Original Budget (A)	Board Approved Operating Budget (B)	Actuals To Date (C)	Projected Year Totals (D)	Difference (Col B & D) (E)	% Diff Column B & D (F)
TOTAL, CLASSIFIED SALARIES			0.00	0.00	0.00	0.00	0.00	0.0%
EMPLOYEE BENEFITS								
STRS		3101-3102	0.00	0.00	0.00	0.00	0.00	0.0%
PERS		3201-3202	0.00	0.00	0.00	0.00	0.00	0.0%
OASDI/Medicare/Alternative		3301-3302	0.00	0.00	0.00	0.00	0.00	0.0%
Health and Welfare Benefits		3401-3402	0.00	0.00	0.00	0.00	0.00	0.0%
Unemployment Insurance		3501-3502	0.00	0.00	0.00	0.00	0.00	0.0%
Workers' Compensation		3601-3602	0.00	0.00	0.00	0.00	0.00	0.0%
OPEB, Allocated		3701-3702	0.00	0.00	0.00	0.00	0.00	0.0%
OPEB, Active Employees		3751-3752	0.00	0.00	0.00	0.00	0.00	0.0%
Other Employee Benefits		3901-3902	0.00	0.00	0.00	0.00	0.00	0.0%
TOTAL, EMPLOYEE BENEFITS			0.00	0.00	0.00	0.00	0.00	0.0%
BOOKS AND SUPPLIES								
Approved Textbooks and Core Curricula Materials		4100	0.00	0.00	0.00	0.00	0.00	0.0%
Books and Other Reference Materials		4200	0.00	0.00	0.00	0.00	0.00	0.0%
Materials and Supplies		4300	0.00	0.00	0.00	0.00	0.00	0.0%
Noncapitalized Equipment		4400	0.00	0.00	0.00	0.00	0.00	0.0%
TOTAL, BOOKS AND SUPPLIES			0.00	0.00	0.00	0.00	0.00	0.0%
SERVICES AND OTHER OPERATING EXPENDITURES								
Subagreements for Services		5100	0.00	0.00	0.00	0.00	0.00	0.0%
Travel and Conferences		5200	0.00	0.00	0.00	0.00	0.00	0.0%
Insurance		5400-5450	0.00	0.00	0.00	0.00	0.00	0.0%
Operations and Housekeeping Services		5500	0.00	0.00	0.00	0.00	0.00	0.0%
Rentals, Leases, Repairs, and Noncapitalized Improvements		5600	0.00	0.00	0.00	0.00	0.00	0.0%
Transfers of Direct Costs		5710	0.00	0.00	0.00	0.00	0.00	0.0%
Transfers of Direct Costs - Interfund		5750	0.00	0.00	0.00	0.00	0.00	0.0%
Professional/Consulting Services and Operating Expenditures		5800	1,250.00	1,250.00	0.00	1,250.00	0.00	0.0%
Communications		5900	0.00	0.00	0.00	0.00	0.00	0.0%
TOTAL, SERVICES AND OTHER OPERATING EXPENDITURES			1,250.00	1,250.00	0.00	1,250.00	0.00	0.0%
CAPITAL OUTLAY								
Land		6100	0.00	0.00	0.00	0.00	0.00	0.0%
Land Improvements		6170	0.00	0.00	0.00	0.00	0.00	0.0%
Buildings and Improvements of Buildings		6200	0.00	0.00	0.00	0.00	0.00	0.0%
Books and Media for New School Libraries or Major Expansion of School Libraries		6300	0.00	0.00	0.00	0.00	0.00	0.0%
Equipment		6400	0.00	0.00	0.00	0.00	0.00	0.0%
Equipment Replacement		6500	0.00	0.00	0.00	0.00	0.00	0.0%
Lease Assets		6600	0.00	0.00	0.00	0.00	0.00	0.0%
Subscription Assets		6700	0.00	0.00	0.00	0.00	0.00	0.0%
TOTAL, CAPITAL OUTLAY			0.00	0.00	0.00	0.00	0.00	0.0%
OTHER OUTGO (excluding Transfers of Indirect Costs)								
Other Transfers Out								
All Other Transfers Out to All Others		7299	0.00	0.00	0.00	0.00	0.00	0.0%
Debt Service								
Debt Service - Interest		7438	0.00	0.00	0.00	0.00	0.00	0.0%
Other Debt Service - Principal		7439	0.00	0.00	0.00	0.00	0.00	0.0%
TOTAL, OTHER OUTGO (excluding Transfers of Indirect Costs)			0.00	0.00	0.00	0.00	0.00	0.0%

Description	Resource Codes	Object Codes	Original Budget (A)	Board Approved Operating Budget (B)	Actuals To Date (C)	Projected Year Totals (D)	Difference (Col B & D) (E)	% Diff Column B & D (F)
TOTAL, EXPENDITURES			1,250.00	1,250.00	0.00	1,250.00		
INTERFUND TRANSFERS								
INTERFUND TRANSFERS IN								
Other Authorized Interfund Transfers In		8919	0.00	0.00	0.00	0.00	0.00	0.0%
(a) TOTAL, INTERFUND TRANSFERS IN			0.00	0.00	0.00	0.00	0.00	0.0%
INTERFUND TRANSFERS OUT								
To: State School Building Fund/County School Facilities Fund		7613	0.00	0.00	0.00	0.00	0.00	0.0%
Other Authorized Interfund Transfers Out		7619	0.00	0.00	0.00	0.00	0.00	0.0%
(b) TOTAL, INTERFUND TRANSFERS OUT			0.00	0.00	0.00	0.00	0.00	0.0%
OTHER SOURCES/USES								
SOURCES								
Proceeds								
Proceeds from Sale/Lease-Purchase of Land/Buildings		8953	0.00	0.00	0.00	0.00	0.00	0.0%
Other Sources								
Transfers from Funds of Lapsed/Reorganized LEAs		8965	0.00	0.00	0.00	0.00	0.00	0.0%
Long-Term Debt Proceeds								
Proceeds from Certificates of Participation		8971	0.00	0.00	0.00	0.00	0.00	0.0%
Proceeds from Leases		8972	0.00	0.00	0.00	0.00	0.00	0.0%
Proceeds from Lease Revenue Bonds		8973	0.00	0.00	0.00	0.00	0.00	0.0%
Proceeds from SBITAs		8974	0.00	0.00	0.00	0.00	0.00	0.0%
All Other Financing Sources		8979	0.00	0.00	0.00	0.00	0.00	0.0%
(c) TOTAL, SOURCES			0.00	0.00	0.00	0.00	0.00	0.0%
USES								
Transfers of Funds from Lapsed/Reorganized LEAs		7651	0.00	0.00	0.00	0.00	0.00	0.0%
All Other Financing Uses		7699	0.00	0.00	0.00	0.00	0.00	0.0%
(d) TOTAL, USES			0.00	0.00	0.00	0.00	0.00	0.0%
CONTRIBUTIONS								
Contributions from Unrestricted Revenues		8980	0.00	0.00	0.00	0.00	0.00	0.0%
Contributions from Restricted Revenues		8990	0.00	0.00	0.00	0.00	0.00	0.0%
(e) TOTAL, CONTRIBUTIONS			0.00	0.00	0.00	0.00	0.00	0.0%
TOTAL, OTHER FINANCING SOURCES/USES (a - b + c - d + e)			0.00	0.00	0.00	0.00		

Resource	Description	2023-24 Projected Totals
9010	Other Restricted Local	37,888.23
Total, Restricted Balance		37,888.23

Description	Resource Codes	Object Codes	Original Budget (A)	Board Approved Operating Budget (B)	Actuals To Date (C)	Projected Year Totals (D)	Difference (Col B & D) (E)	% Diff Column B & D (F)
A. REVENUES								
1) LCFF Sources		8010-8099	0.00	0.00	0.00	0.00	0.00	0.0%
2) Federal Revenue		8100-8299	382,307.60	382,307.60	0.00	0.00	(382,307.60)	-100.0%
3) Other State Revenue		8300-8599	0.00	0.00	0.00	0.00	0.00	0.0%
4) Other Local Revenue		8600-8799	25,000.00	25,000.00	4,957.28	25,000.00	0.00	0.0%
5) TOTAL, REVENUES			407,307.60	407,307.60	4,957.28	25,000.00		
B. EXPENDITURES								
1) Certificated Salaries		1000-1999	0.00	0.00	0.00	0.00	0.00	0.0%
2) Classified Salaries		2000-2999	0.00	0.00	0.00	0.00	0.00	0.0%
3) Employee Benefits		3000-3999	0.00	0.00	0.00	0.00	0.00	0.0%
4) Books and Supplies		4000-4999	0.00	0.00	0.00	0.00	0.00	0.0%
5) Services and Other Operating Expenditures		5000-5999	0.00	0.00	0.00	0.00	0.00	0.0%
6) Capital Outlay		6000-6999	1,271,121.52	1,271,121.52	35,942.83	888,813.92	382,307.60	30.1%
7) Other Outgo (excluding Transfers of Indirect Costs)		7100-7299,7400-7499	0.00	0.00	0.00	0.00	0.00	0.0%
8) Other Outgo - Transfers of Indirect Costs		7300-7399	0.00	0.00	0.00	0.00	0.00	0.0%
9) TOTAL, EXPENDITURES			1,271,121.52	1,271,121.52	35,942.83	888,813.92		
C. EXCESS (DEFICIENCY) OF REVENUES OVER EXPENDITURES BEFORE OTHER FINANCING SOURCES AND USES (A5 - B9)			(863,813.92)	(863,813.92)	(30,985.55)	(863,813.92)		
D. OTHER FINANCING SOURCES/USES								
1) Interfund Transfers								
a) Transfers In		8900-8929	0.00	0.00	0.00	0.00	0.00	0.0%
b) Transfers Out		7600-7629	0.00	0.00	0.00	0.00	0.00	0.0%
2) Other Sources/Uses								
a) Sources		8930-8979	0.00	0.00	0.00	0.00	0.00	0.0%
b) Uses		7630-7699	0.00	0.00	0.00	0.00	0.00	0.0%
3) Contributions		8980-8999	0.00	0.00	0.00	0.00	0.00	0.0%
4) TOTAL, OTHER FINANCING SOURCES/USES			0.00	0.00	0.00	0.00		
E. NET INCREASE (DECREASE) IN FUND BALANCE (C + D4)			(863,813.92)	(863,813.92)	(30,985.55)	(863,813.92)		
F. FUND BALANCE, RESERVES								
1) Beginning Fund Balance								
a) As of July 1 - Unaudited		9791	1,144,113.38	1,144,113.38		1,144,113.38	0.00	0.0%
b) Audit Adjustments		9793	0.00	0.00		0.00	0.00	0.0%
c) As of July 1 - Audited (F1a + F1b)			1,144,113.38	1,144,113.38		1,144,113.38		
d) Other Restatements		9795	0.00	0.00		0.00	0.00	0.0%
e) Adjusted Beginning Balance (F1c + F1d)			1,144,113.38	1,144,113.38		1,144,113.38		
2) Ending Balance, June 30 (E + F1e)			280,299.46	280,299.46		280,299.46		
Components of Ending Fund Balance								
a) Nonspendable								
Revolving Cash		9711	0.00	0.00		0.00		
Stores		9712	0.00	0.00		0.00		
Prepaid Items		9713	0.00	0.00		0.00		
All Others		9719	0.00	0.00		0.00		
b) Legally Restricted Balance								
c) Committed		9740	69,074.71	69,074.71		69,074.71		

Description	Resource Codes	Object Codes	Original Budget (A)	Board Approved Operating Budget (B)	Actuals To Date (C)	Projected Year Totals (D)	Difference (Col B & D) (E)	% Diff Column B & D (F)
Stabilization Arrangements		9750	0.00	0.00		0.00		
Other Commitments		9760	0.00	0.00		0.00		
d) Assigned								
Other Assignments		9780	211,224.75	211,224.75		211,224.75		
e) Unassigned/Unappropriated								
Reserve for Economic Uncertainties		9789	0.00	0.00		0.00		
Unassigned/Unappropriated Amount		9790	0.00	0.00		0.00		
FEDERAL REVENUE								
All Other Federal Revenue		8290	382,307.60	382,307.60	0.00	0.00	(382,307.60)	-100.0%
TOTAL, FEDERAL REVENUE			382,307.60	382,307.60	0.00	0.00	(382,307.60)	-100.0%
OTHER STATE REVENUE								
School Facilities Apportionments		8545	0.00	0.00	0.00	0.00	0.00	0.0%
Pass-Through Revenues from State Sources		8587	0.00	0.00	0.00	0.00	0.00	0.0%
All Other State Revenue		8590	0.00	0.00	0.00	0.00	0.00	0.0%
TOTAL, OTHER STATE REVENUE			0.00	0.00	0.00	0.00	0.00	0.0%
OTHER LOCAL REVENUE								
Sales								
Sale of Equipment/Supplies		8631	0.00	0.00	0.00	0.00	0.00	0.0%
Leases and Rentals		8650	0.00	0.00	0.00	0.00	0.00	0.0%
Interest		8660	25,000.00	25,000.00	4,957.28	25,000.00	0.00	0.0%
Net Increase (Decrease) in the Fair Value of Investments		8662	0.00	0.00	0.00	0.00	0.00	0.0%
Other Local Revenue								
All Other Local Revenue		8699	0.00	0.00	0.00	0.00	0.00	0.0%
All Other Transfers In from All Others		8799	0.00	0.00	0.00	0.00	0.00	0.0%
TOTAL, OTHER LOCAL REVENUE			25,000.00	25,000.00	4,957.28	25,000.00	0.00	0.0%
TOTAL, REVENUES			407,307.60	407,307.60	4,957.28	25,000.00		
CLASSIFIED SALARIES								
Classified Support Salaries		2200	0.00	0.00	0.00	0.00	0.00	0.0%
Classified Supervisors' and Administrators' Salaries		2300	0.00	0.00	0.00	0.00	0.00	0.0%
Clerical, Technical and Office Salaries		2400	0.00	0.00	0.00	0.00	0.00	0.0%
Other Classified Salaries		2900	0.00	0.00	0.00	0.00	0.00	0.0%
TOTAL, CLASSIFIED SALARIES			0.00	0.00	0.00	0.00	0.00	0.0%
EMPLOYEE BENEFITS								
STRS		3101-3102	0.00	0.00	0.00	0.00	0.00	0.0%
PERS		3201-3202	0.00	0.00	0.00	0.00	0.00	0.0%
OASDI/Medicare/Alternative		3301-3302	0.00	0.00	0.00	0.00	0.00	0.0%
Health and Welfare Benefits		3401-3402	0.00	0.00	0.00	0.00	0.00	0.0%
Unemployment Insurance		3501-3502	0.00	0.00	0.00	0.00	0.00	0.0%
Workers' Compensation		3601-3602	0.00	0.00	0.00	0.00	0.00	0.0%
OPEB, Allocated		3701-3702	0.00	0.00	0.00	0.00	0.00	0.0%
OPEB, Active Employees		3751-3752	0.00	0.00	0.00	0.00	0.00	0.0%
Other Employee Benefits		3901-3902	0.00	0.00	0.00	0.00	0.00	0.0%
TOTAL, EMPLOYEE BENEFITS			0.00	0.00	0.00	0.00	0.00	0.0%
BOOKS AND SUPPLIES								
Books and Other Reference Materials		4200	0.00	0.00	0.00	0.00	0.00	0.0%

Description	Resource Codes	Object Codes	Original Budget (A)	Board Approved Operating Budget (B)	Actuals To Date (C)	Projected Year Totals (D)	Difference (Col B & D) (E)	% Diff Column B & D (F)
Materials and Supplies		4300	0.00	0.00	0.00	0.00	0.00	0.0%
Noncapitalized Equipment		4400	0.00	0.00	0.00	0.00	0.00	0.0%
TOTAL, BOOKS AND SUPPLIES			0.00	0.00	0.00	0.00	0.00	0.0%
SERVICES AND OTHER OPERATING EXPENDITURES								
Subagreements for Services		5100	0.00	0.00	0.00	0.00	0.00	0.0%
Travel and Conferences		5200	0.00	0.00	0.00	0.00	0.00	0.0%
Insurance		5400-5450	0.00	0.00	0.00	0.00	0.00	0.0%
Operations and Housekeeping Services		5500	0.00	0.00	0.00	0.00	0.00	0.0%
Rentals, Leases, Repairs, and Noncapitalized Improvements		5600	0.00	0.00	0.00	0.00	0.00	0.0%
Transfers of Direct Costs		5710	0.00	0.00	0.00	0.00	0.00	0.0%
Transfers of Direct Costs - Interfund		5750	0.00	0.00	0.00	0.00	0.00	0.0%
Professional/Consulting Services and Operating Expenditures		5800	0.00	0.00	0.00	0.00	0.00	0.0%
Communications		5900	0.00	0.00	0.00	0.00	0.00	0.0%
TOTAL, SERVICES AND OTHER OPERATING EXPENDITURES			0.00	0.00	0.00	0.00	0.00	0.0%
CAPITAL OUTLAY								
Land		6100	0.00	0.00	0.00	0.00	0.00	0.0%
Land Improvements		6170	0.00	0.00	0.00	0.00	0.00	0.0%
Buildings and Improvements of Buildings		6200	1,271,121.52	1,271,121.52	35,942.83	888,813.92	382,307.60	30.1%
Books and Media for New School Libraries or Major Expansion of School Libraries		6300	0.00	0.00	0.00	0.00	0.00	0.0%
Equipment		6400	0.00	0.00	0.00	0.00	0.00	0.0%
Equipment Replacement		6500	0.00	0.00	0.00	0.00	0.00	0.0%
Lease Assets		6600	0.00	0.00	0.00	0.00	0.00	0.0%
Subscription Assets		6700	0.00	0.00	0.00	0.00	0.00	0.0%
TOTAL, CAPITAL OUTLAY			1,271,121.52	1,271,121.52	35,942.83	888,813.92	382,307.60	30.1%
OTHER OUTGO (excluding Transfers of Indirect Costs)								
Other Transfers Out								
Transfers of Pass-Through Revenues								
To Districts or Charter Schools		7211	0.00	0.00	0.00	0.00	0.00	0.0%
To County Offices		7212	0.00	0.00	0.00	0.00	0.00	0.0%
To JPAs		7213	0.00	0.00	0.00	0.00	0.00	0.0%
All Other Transfers Out to All Others		7299	0.00	0.00	0.00	0.00	0.00	0.0%
Debt Service								
Debt Service - Interest		7438	0.00	0.00	0.00	0.00	0.00	0.0%
Other Debt Service - Principal		7439	0.00	0.00	0.00	0.00	0.00	0.0%
TOTAL, OTHER OUTGO (excluding Transfers of Indirect Costs)			0.00	0.00	0.00	0.00	0.00	0.0%
TOTAL, EXPENDITURES			1,271,121.52	1,271,121.52	35,942.83	888,813.92		
INTERFUND TRANSFERS								
INTERFUND TRANSFERS IN								
To: State School Building Fund/County School Facilities Fund From: All Other Funds		8913	0.00	0.00	0.00	0.00	0.00	0.0%
Other Authorized Interfund Transfers In		8919	0.00	0.00	0.00	0.00	0.00	0.0%
(a) TOTAL, INTERFUND TRANSFERS IN			0.00	0.00	0.00	0.00	0.00	0.0%

Description	Resource Codes	Object Codes	Original Budget (A)	Board Approved Operating Budget (B)	Actuals To Date (C)	Projected Year Totals (D)	Difference (Col B & D) (E)	% Diff Column B & D (F)
INTERFUND TRANSFERS OUT								
To: State School Building Fund/County School Facilities Fund		7613	0.00	0.00	0.00	0.00	0.00	0.0%
Other Authorized Interfund Transfers Out		7619	0.00	0.00	0.00	0.00	0.00	0.0%
(b) TOTAL, INTERFUND TRANSFERS OUT			0.00	0.00	0.00	0.00	0.00	0.0%
OTHER SOURCES/USES								
SOURCES								
Proceeds								
Proceeds from Sale/Lease-Purchase of Land/Buildings		8953	0.00	0.00	0.00	0.00	0.00	0.0%
Other Sources								
Transfers from Funds of Lapsed/Reorganized LEAs		8965	0.00	0.00	0.00	0.00	0.00	0.0%
Long-Term Debt Proceeds								
Proceeds from Certificates of Participation		8971	0.00	0.00	0.00	0.00	0.00	0.0%
Proceeds from Leases		8972	0.00	0.00	0.00	0.00	0.00	0.0%
Proceeds from Lease Revenue Bonds		8973	0.00	0.00	0.00	0.00	0.00	0.0%
Proceeds from SBITAs		8974	0.00	0.00	0.00	0.00	0.00	0.0%
All Other Financing Sources		8979	0.00	0.00	0.00	0.00	0.00	0.0%
(c) TOTAL, SOURCES			0.00	0.00	0.00	0.00	0.00	0.0%
USES								
Transfers of Funds from Lapsed/Reorganized LEAs		7651	0.00	0.00	0.00	0.00	0.00	0.0%
(d) TOTAL, USES			0.00	0.00	0.00	0.00	0.00	0.0%
CONTRIBUTIONS								
Contributions from Unrestricted Revenues		8980	0.00	0.00	0.00	0.00	0.00	0.0%
Contributions from Restricted Revenues		8990	0.00	0.00	0.00	0.00	0.00	0.0%
(e) TOTAL, CONTRIBUTIONS			0.00	0.00	0.00	0.00	0.00	0.0%
TOTAL, OTHER FINANCING SOURCES/USES								
(a - b + c - d + e)			0.00	0.00	0.00	0.00		

Resource	Description	2023-24 Projected Totals
7710	State School Facilities Projects	69,074.71
Total, Restricted Balance		69,074.71

Description	Resource Codes	Object Codes	Original Budget (A)	Board Approved Operating Budget (B)	Actuals To Date (C)	Projected Year Totals (D)	Difference (Col B & D) (E)	% Diff Column B & D (F)
A. REVENUES								
1) LCFF Sources		8010-8099	0.00	0.00	0.00	0.00	0.00	0.0%
2) Federal Revenue		8100-8299	1,433,653.50	1,433,653.50	0.00	1,433,653.50	0.00	0.0%
3) Other State Revenue		8300-8599	0.00	0.00	0.00	0.00	0.00	0.0%
4) Other Local Revenue		8600-8799	0.00	0.00	351.31	0.00	0.00	0.0%
5) TOTAL, REVENUES			1,433,653.50	1,433,653.50	351.31	1,433,653.50		
B. EXPENDITURES								
1) Certificated Salaries		1000-1999	0.00	0.00	0.00	0.00	0.00	0.0%
2) Classified Salaries		2000-2999	0.00	0.00	0.00	0.00	0.00	0.0%
3) Employee Benefits		3000-3999	0.00	0.00	0.00	0.00	0.00	0.0%
4) Books and Supplies		4000-4999	0.00	0.00	0.00	0.00	0.00	0.0%
5) Services and Other Operating Expenditures		5000-5999	0.00	0.00	0.00	0.00	0.00	0.0%
6) Capital Outlay		6000-6999	1,433,653.50	1,433,653.50	133,807.82	1,433,653.50	0.00	0.0%
7) Other Outgo (excluding Transfers of Indirect Costs)		7100-7299,7400-7499	0.00	0.00	0.00	0.00	0.00	0.0%
8) Other Outgo - Transfers of Indirect Costs		7300-7399	0.00	0.00	0.00	0.00	0.00	0.0%
9) TOTAL, EXPENDITURES			1,433,653.50	1,433,653.50	133,807.82	1,433,653.50		
C. EXCESS (DEFICIENCY) OF REVENUES OVER EXPENDITURES BEFORE OTHER FINANCING SOURCES AND USES (A5 - B9)								
			0.00	0.00	(133,456.51)	0.00		
D. OTHER FINANCING SOURCES/USES								
1) Interfund Transfers								
a) Transfers In		8900-8929	0.00	0.00	0.00	0.00	0.00	0.0%
b) Transfers Out		7600-7629	0.00	0.00	0.00	0.00	0.00	0.0%
2) Other Sources/Uses								
a) Sources		8930-8979	0.00	0.00	0.00	0.00	0.00	0.0%
b) Uses		7630-7699	0.00	0.00	0.00	0.00	0.00	0.0%
3) Contributions		8980-8999	0.00	0.00	0.00	0.00	0.00	0.0%
4) TOTAL, OTHER FINANCING SOURCES/USES			0.00	0.00	0.00	0.00		
E. NET INCREASE (DECREASE) IN FUND BALANCE (C + D4)								
			0.00	0.00	(133,456.51)	0.00		
F. FUND BALANCE, RESERVES								
1) Beginning Fund Balance								
a) As of July 1 - Unaudited		9791	37,981.26	37,981.26		37,981.26	0.00	0.0%
b) Audit Adjustments		9793	0.00	0.00		0.00	0.00	0.0%
c) As of July 1 - Audited (F1a + F1b)			37,981.26	37,981.26		37,981.26		
d) Other Restatements		9795	0.00	0.00		0.00	0.00	0.0%
e) Adjusted Beginning Balance (F1c + F1d)			37,981.26	37,981.26		37,981.26		
2) Ending Balance, June 30 (E + F1e)			37,981.26	37,981.26		37,981.26		
Components of Ending Fund Balance								
a) Nonspendable								
Revolving Cash		9711	0.00	0.00		0.00		
Stores		9712	0.00	0.00		0.00		
Prepaid Items		9713	0.00	0.00		0.00		
All Others		9719	0.00	0.00		0.00		
b) Legally Restricted Balance								
c) Committed		9740	0.00	0.00		0.00		

Description	Resource Codes	Object Codes	Original Budget (A)	Board Approved Operating Budget (B)	Actuals To Date (C)	Projected Year Totals (D)	Difference (Col B & D) (E)	% Diff Column B & D (F)
Stabilization Arrangements		9750	0.00	0.00		0.00		
Other Commitments		9760	0.00	0.00		0.00		
d) Assigned								
Other Assignments		9780	37,981.26	37,981.26		37,981.26		
e) Unassigned/Unappropriated								
Reserve for Economic Uncertainties		9789	0.00	0.00		0.00		
Unassigned/Unappropriated Amount		9790	0.00	0.00		0.00		
FEDERAL REVENUE								
FEMA		8281	0.00	0.00	0.00	0.00	0.00	0.0%
All Other Federal Revenue		8290	1,433,653.50	1,433,653.50	0.00	1,433,653.50	0.00	0.0%
TOTAL, FEDERAL REVENUE			1,433,653.50	1,433,653.50	0.00	1,433,653.50	0.00	0.0%
OTHER STATE REVENUE								
Pass-Through Revenues from State Sources		8587	0.00	0.00	0.00	0.00	0.00	0.0%
California Clean Energy Jobs Act	6230	8590	0.00	0.00	0.00	0.00	0.00	0.0%
All Other State Revenue	All Other	8590	0.00	0.00	0.00	0.00	0.00	0.0%
TOTAL, OTHER STATE REVENUE			0.00	0.00	0.00	0.00	0.00	0.0%
OTHER LOCAL REVENUE								
Other Local Revenue								
Community Redevelopment Funds Not Subject to LCFF Deduction		8625	0.00	0.00	0.00	0.00	0.00	0.0%
Sales								
Sale of Equipment/Supplies		8631	0.00	0.00	0.00	0.00	0.00	0.0%
Leases and Rentals		8650	0.00	0.00	0.00	0.00	0.00	0.0%
Interest		8660	0.00	0.00	351.31	0.00	0.00	0.0%
Net Increase (Decrease) in the Fair Value of Investments		8662	0.00	0.00	0.00	0.00	0.00	0.0%
Other Local Revenue								
All Other Local Revenue		8699	0.00	0.00	0.00	0.00	0.00	0.0%
All Other Transfers In from All Others		8799	0.00	0.00	0.00	0.00	0.00	0.0%
TOTAL, OTHER LOCAL REVENUE			0.00	0.00	351.31	0.00	0.00	0.0%
TOTAL, REVENUES			1,433,653.50	1,433,653.50	351.31	1,433,653.50		
CLASSIFIED SALARIES								
Classified Support Salaries		2200	0.00	0.00	0.00	0.00	0.00	0.0%
Classified Supervisors' and Administrators' Salaries		2300	0.00	0.00	0.00	0.00	0.00	0.0%
Clerical, Technical and Office Salaries		2400	0.00	0.00	0.00	0.00	0.00	0.0%
Other Classified Salaries		2900	0.00	0.00	0.00	0.00	0.00	0.0%
TOTAL, CLASSIFIED SALARIES			0.00	0.00	0.00	0.00	0.00	0.0%
EMPLOYEE BENEFITS								
STRS		3101-3102	0.00	0.00	0.00	0.00	0.00	0.0%
PERS		3201-3202	0.00	0.00	0.00	0.00	0.00	0.0%
OASDI/Medicare/Alternative		3301-3302	0.00	0.00	0.00	0.00	0.00	0.0%
Health and Welfare Benefits		3401-3402	0.00	0.00	0.00	0.00	0.00	0.0%
Unemployment Insurance		3501-3502	0.00	0.00	0.00	0.00	0.00	0.0%
Workers' Compensation		3601-3602	0.00	0.00	0.00	0.00	0.00	0.0%
OPEB, Allocated		3701-3702	0.00	0.00	0.00	0.00	0.00	0.0%
OPEB, Active Employees		3751-3752	0.00	0.00	0.00	0.00	0.00	0.0%
Other Employee Benefits		3901-3902	0.00	0.00	0.00	0.00	0.00	0.0%

Description	Resource Codes	Object Codes	Original Budget (A)	Board Approved Operating Budget (B)	Actuals To Date (C)	Projected Year Totals (D)	Difference (Col B & D) (E)	% Diff Column B & D (F)
TOTAL, EMPLOYEE BENEFITS			0.00	0.00	0.00	0.00	0.00	0.0%
BOOKS AND SUPPLIES								
Books and Other Reference Materials		4200	0.00	0.00	0.00	0.00	0.00	0.0%
Materials and Supplies		4300	0.00	0.00	0.00	0.00	0.00	0.0%
Noncapitalized Equipment		4400	0.00	0.00	0.00	0.00	0.00	0.0%
TOTAL, BOOKS AND SUPPLIES			0.00	0.00	0.00	0.00	0.00	0.0%
SERVICES AND OTHER OPERATING EXPENDITURES								
Subagreements for Services		5100	0.00	0.00	0.00	0.00	0.00	0.0%
Travel and Conferences		5200	0.00	0.00	0.00	0.00	0.00	0.0%
Insurance		5400-5450	0.00	0.00	0.00	0.00	0.00	0.0%
Operations and Housekeeping Services		5500	0.00	0.00	0.00	0.00	0.00	0.0%
Rentals, Leases, Repairs, and Noncapitalized Improvements		5600	0.00	0.00	0.00	0.00	0.00	0.0%
Transfers of Direct Costs		5710	0.00	0.00	0.00	0.00	0.00	0.0%
Transfers of Direct Costs - Interfund		5750	0.00	0.00	0.00	0.00	0.00	0.0%
Professional/Consulting Services and Operating Expenditures		5800	0.00	0.00	0.00	0.00	0.00	0.0%
Communications		5900	0.00	0.00	0.00	0.00	0.00	0.0%
TOTAL, SERVICES AND OTHER OPERATING EXPENDITURES			0.00	0.00	0.00	0.00	0.00	0.0%
CAPITAL OUTLAY								
Land		6100	0.00	0.00	0.00	0.00	0.00	0.0%
Land Improvements		6170	0.00	0.00	0.00	0.00	0.00	0.0%
Buildings and Improvements of Buildings		6200	1,433,653.50	1,433,653.50	133,807.82	1,433,653.50	0.00	0.0%
Books and Media for New School Libraries or Major Expansion of School Libraries		6300	0.00	0.00	0.00	0.00	0.00	0.0%
Equipment		6400	0.00	0.00	0.00	0.00	0.00	0.0%
Equipment Replacement		6500	0.00	0.00	0.00	0.00	0.00	0.0%
Lease Assets		6600	0.00	0.00	0.00	0.00	0.00	0.0%
Subscription Assets		6700	0.00	0.00	0.00	0.00	0.00	0.0%
TOTAL, CAPITAL OUTLAY			1,433,653.50	1,433,653.50	133,807.82	1,433,653.50	0.00	0.0%
OTHER OUTGO (excluding Transfers of Indirect Costs)								
Other Transfers Out								
Transfers of Pass-Through Revenues								
		7211	0.00	0.00	0.00	0.00	0.00	0.0%
		7212	0.00	0.00	0.00	0.00	0.00	0.0%
		7213	0.00	0.00	0.00	0.00	0.00	0.0%
		7299	0.00	0.00	0.00	0.00	0.00	0.0%
All Other Transfers Out to All Others								
Debt Service								
		7438	0.00	0.00	0.00	0.00	0.00	0.0%
		7439	0.00	0.00	0.00	0.00	0.00	0.0%
Other Debt Service - Principal								
TOTAL, OTHER OUTGO (excluding Transfers of Indirect Costs)			0.00	0.00	0.00	0.00	0.00	0.0%
TOTAL, EXPENDITURES			1,433,653.50	1,433,653.50	133,807.82	1,433,653.50		
INTERFUND TRANSFERS								
INTERFUND TRANSFERS IN								
		8912	0.00	0.00	0.00	0.00	0.00	0.0%
From: General Fund/CSSF								

Description	Resource Codes	Object Codes	Original Budget (A)	Board Approved Operating Budget (B)	Actuals To Date (C)	Projected Year Totals (D)	Difference (Col B & D) (E)	% Diff Column B & D (F)
Other Authorized Interfund Transfers In		8919	0.00	0.00	0.00	0.00	0.00	0.0%
(a) TOTAL, INTERFUND TRANSFERS IN			0.00	0.00	0.00	0.00	0.00	0.0%
INTERFUND TRANSFERS OUT								
To: General Fund/CSSF		7612	0.00	0.00	0.00	0.00	0.00	0.0%
To: State School Building Fund/County School Facilities Fund		7613	0.00	0.00	0.00	0.00	0.00	0.0%
Other Authorized Interfund Transfers Out		7619	0.00	0.00	0.00	0.00	0.00	0.0%
(b) TOTAL, INTERFUND TRANSFERS OUT			0.00	0.00	0.00	0.00	0.00	0.0%
OTHER SOURCES/USES								
SOURCES								
Proceeds								
Proceeds from Sale/Lease-Purchase of Land/Buildings		8953	0.00	0.00	0.00	0.00	0.00	0.0%
Other Sources								
Transfers from Funds of Lapsed/Reorganized LEAs		8965	0.00	0.00	0.00	0.00	0.00	0.0%
Long-Term Debt Proceeds								
Proceeds from Certificates of Participation		8971	0.00	0.00	0.00	0.00	0.00	0.0%
Proceeds from Leases		8972	0.00	0.00	0.00	0.00	0.00	0.0%
Proceeds from Lease Revenue Bonds		8973	0.00	0.00	0.00	0.00	0.00	0.0%
Proceeds from SBITAs		8974	0.00	0.00	0.00	0.00	0.00	0.0%
All Other Financing Sources		8979	0.00	0.00	0.00	0.00	0.00	0.0%
(c) TOTAL, SOURCES			0.00	0.00	0.00	0.00	0.00	0.0%
USES								
Transfers of Funds from Lapsed/Reorganized LEAs		7651	0.00	0.00	0.00	0.00	0.00	0.0%
All Other Financing Uses		7699	0.00	0.00	0.00	0.00	0.00	0.0%
(d) TOTAL, USES			0.00	0.00	0.00	0.00	0.00	0.0%
CONTRIBUTIONS								
Contributions from Unrestricted Revenues		8980	0.00	0.00	0.00	0.00	0.00	0.0%
Contributions from Restricted Revenues		8990	0.00	0.00	0.00	0.00	0.00	0.0%
(e) TOTAL, CONTRIBUTIONS			0.00	0.00	0.00	0.00	0.00	0.0%
TOTAL, OTHER FINANCING SOURCES/USES								
(a - b + c - d + e)			0.00	0.00	0.00	0.00		

Resource	Description	2023-24 Projected Totals
Total, Restricted Balance		0.00

Central Union Elementary
Kings County

Description	ESTIMATED FUNDED ADA Original Budget (A)	ESTIMATED FUNDED ADA Board Approved Operating Budget (B)	ESTIMATED P-2 REPORT ADA Projected Year Totals (C)	ESTIMATED FUNDED ADA Projected Year Totals (D)	DIFFERENCE (Col. D - B) (E)	PERCENTAGE DIFFERENCE (Col. E / B) (F)
A. DISTRICT						
1. Total District Regular ADA Includes Opportunity Classes, Home & Hospital, Special Day Class, Continuation Education, Special Education NPS/LCI and Extended Year, and Community Day School (includes Necessary Small School ADA)	1,696.38	1,696.38	1,588.75	1,697.13	.75	0.0%
2. Total Basic Aid Choice/Court Ordered Voluntary Pupil Transfer Regular ADA Includes Opportunity Classes, Home & Hospital, Special Day Class, Continuation Education, Special Education NPS/LCI and Extended Year, and Community Day School (ADA not included in Line A1 above)					0.00	
3. Total Basic Aid Open Enrollment Regular ADA Includes Opportunity Classes, Home & Hospital, Special Day Class, Continuation Education, Special Education NPS/LCI and Extended Year, and Community Day School (ADA not included in Line A1 above)					0.00	
4. Total, District Regular ADA (Sum of Lines A1 through A3)	1,696.38	1,696.38	1,588.75	1,697.13	.75	0.0%
5. District Funded County Program ADA					0.00	
a. County Community Schools					0.00	
b. Special Education-Special Day Class	8.38	8.38	8.38	8.38	0.00	0.0%
c. Special Education-NPS/LCI					0.00	
d. Special Education Extended Year					0.00	
e. Other County Operated Programs: Opportunity Schools and Full Day Opportunity Classes, Specialized Secondary Schools					0.00	
f. County School Tuition Fund (Out of State Tuition) [EC 2000 and 46380]					0.00	
g. Total, District Funded County Program ADA (Sum of Lines A5a through A5f)	8.38	8.38	8.38	8.38	0.00	0.0%
6. TOTAL DISTRICT ADA (Sum of Line A4 and Line A5g)	1,704.76	1,704.76	1,597.13	1,705.51	.75	0.0%
7. Adults in Correctional Facilities					0.00	
8. Charter School ADA (Enter Charter School ADA using Tab C. Charter School ADA)						

Description	Object	Beginning Balances (Ref. Only)	July	August	September	October	November	December	January	February
ACTUALS THROUGH THE MONTH OF (Enter Month Name):										
A. BEGINNING CASH										
B. RECEIPTS										
LCFF/Revenue Limit Sources										
Principal Apportionment	8010-8019		27,484,244.29	26,582,513.78	25,409,422.26	26,966,804.12	29,797,659.77	28,407,285.33	28,686,399.15	27,296,024.41
Property Taxes	8020-8079		750,325.00	750,325.00	2,689,053.00	1,350,588.00	1,265,962.59	2,548,847.34	1,265,962.59	1,213,307.45
Miscellaneous Funds	8080-8099		0.00	109,451.41	0.00	0.00	0.00	386,604.21	0.00	0.00
Federal Revenue	8100-8299		0.00	0.00	0.00	0.00	0.00	0.00	0.00	0.00
Other State Revenue	8300-8599		145,194.00	718,025.92	818,115.40	4,375,001.20	589,632.65	589,632.25	589,632.65	589,632.65
Other Local Revenue	8600-8799		75,328.00	75,328.00	164,167.61	710,273.97	424,391.80	424,391.80	424,391.80	424,391.80
Interfund Transfers In	8910-8929		38,720.53	49,656.05	71,028.94	239,846.08	81,814.77	81,814.77	81,814.77	81,814.77
All Other Financing Sources	8930-8979		0.00	0.00	0.00	0.00	37,897.75	37,897.75	37,897.75	37,897.75
TOTAL RECEIPTS			1,009,567.53	1,702,786.38	3,742,364.95	6,675,709.25	2,399,699.56	4,069,188.12	2,399,699.56	2,347,044.42
C. DISBURSEMENTS										
Certificated Salaries	1000-1999		161,872.80	1,239,314.94	1,164,912.38	1,471,420.12	1,353,132.53	1,353,132.53	1,353,132.53	1,353,132.53
Classified Salaries	2000-2999		263,801.30	380,654.94	397,413.91	506,960.21	454,508.30	454,508.30	454,508.30	454,508.30
Employee Benefits	3000-3999		195,341.20	651,108.82	637,750.37	739,009.57	941,058.24	941,058.24	941,058.24	941,058.24
Books and Supplies	4000-4999		9,771.20	68,061.14	79,797.16	43,762.15	302,900.62	302,900.62	302,900.62	302,900.62
Services	5000-5999		416,917.54	173,822.55	149,601.82	508,288.00	483,434.73	483,434.73	483,434.73	483,434.73
Capital Outlay	6000-6999		0.00	0.00	37,482.50	1,965.92	127,374.48	127,374.78	127,374.78	127,374.78
Other Outgo	7000-7499		3,981.00	3,981.00	7,166.00	7,166.00	32,673.20	32,673.20	32,673.20	32,673.20
Interfund Transfers Out	7600-7629		0.00	0.00	0.00	0.00	96,561.34	96,561.34	96,561.34	96,561.34

Description	Object	Beginning Balances (Ref. Only)	July	August	September	October	November	December	January	February
All Other Financing Uses	7630-7699		1,051,685.04	2,516,943.39	2,474,124.14	3,278,571.97	3,791,643.44	3,791,643.74	3,791,643.74	3,791,643.74
TOTAL DISBURSEMENTS										
D. BALANCE SHEET ITEMS										
Assets and Deferred Outflows										
Cash Not In Treasury	9111-9199		0.00	0.00	0.00	0.00	312.50	312.50	312.50	312.50
Accounts Receivable	9200-9299		2,164.40	11,467.10	241,190.74	82,358.55	58,494.78	58,494.78	58,494.78	58,494.78
Due From Other Funds	9310		0.00	0.00	0.00	0.00	26,264.30	26,264.30	26,264.30	26,264.30
Stores	9320		0.00	0.00	0.00					
Prepaid Expenditures	9330		94,587.48	0.00	0.00					
Other Current Assets	9340									
Lease Receivable	9380									
Deferred Outflows of Resources	9490									
SUBTOTAL		0.00	96,751.88	11,467.10	241,190.74	82,358.55	85,071.58	85,071.58	85,071.58	85,071.58
Liabilities and Deferred Inflows										
Accounts Payable	9500-9599		956,364.88	370,401.61	(47,950.31)	(235,594.06)	61,416.81	61,416.81	61,416.81	61,416.81
Due To Other Funds	9610		0.00				22,085.33	22,085.33	22,085.33	22,085.33
Current Loans	9640					884,234.24				
Unearned Revenues	9650									
Deferred Inflows of Resources	9690									
SUBTOTAL		0.00	956,364.88	370,401.61	(47,950.31)	648,640.18	83,502.14	83,502.14	83,502.14	83,502.14
Nonoperating										
Suspense Clearing	9910									
TOTAL BALANCE SHEET ITEMS		0.00	(859,613.00)	(358,934.51)	289,141.05	(566,281.63)	1,569.44	1,569.44	1,569.44	1,569.44
E. NET INCREASE/DECREASE (B - C + D)			(901,730.51)	(1,173,091.52)	1,557,381.86	2,830,855.65	(1,390,374.44)	279,113.82	(1,390,374.74)	(1,443,029.88)
F. ENDING CASH (A + E)			26,582,513.78	25,409,422.26	26,966,804.12	29,797,659.77	28,407,285.33	28,686,399.15	27,296,024.41	25,852,994.53
G. ENDING CASH, PLUS CASH ACCRUALS AND ADJUSTMENTS										

Description	Object	ACTUALS THROUGH THE MONTH OF (Enter Month Name):					TOTAL	BUDGET
		March	April	May	June	Accruals		
A. BEGINNING CASH		25,852,994.53	25,692,849.40	24,636,423.73	23,193,393.85			
B. RECEIPTS								
LCFF/Revenue Limit Sources								
Principal Apportionment	8010-8019	2,496,192.20	1,213,307.45	1,213,307.45	2,440,611.95	0.00	19,197,790.02	
Property Taxes	8020-8079	0.00	386,604.21	0.00	0.00		882,659.83	
Miscellaneous Funds	8080-8099	0.00	0.00	0.00	0.00		0.00	
Federal Revenue	8100-8299	589,632.65	589,632.65	589,632.65	589,632.65		10,773,397.32	
Other State Revenue	8300-8599	424,391.80	424,391.80	424,391.80	424,391.80		4,420,231.98	
Other Local Revenue	8600-8799	81,814.77	81,814.77	81,814.77	81,814.77		1,053,769.76	
Interfund Transfers In	8810-8929	37,897.75	37,897.75	37,897.75	37,897.75		303,182.00	
All Other Financing Sources	8930-8979						0.00	
TOTAL RECEIPTS		3,629,929.17	2,733,648.63	2,347,044.42	3,574,348.92	0.00	36,631,030.91	
C. DISBURSEMENTS								
Certificated Salaries	1000-1999	1,353,132.53	1,353,132.53	1,353,132.53	1,353,132.53	0.00	14,862,580.48	
Classified Salaries	2000-2999	454,508.30	454,508.30	454,508.30	454,508.32		5,184,896.78	
Employee Benefits	3000-3999	941,058.24	941,058.24	941,058.24	941,058.24		9,751,675.87	
Books and Supplies	4000-4999	302,900.62	302,900.62	302,900.62	302,900.62		2,624,596.65	
Services	5000-5999	483,434.73	483,434.73	483,434.73	483,434.73		5,116,107.76	
Capital Outlay	6000-6599	127,374.78	127,374.78	127,374.78	127,374.78		1,058,446.36	
Other Outgo	7000-7499	32,673.20	32,673.20	32,673.20	32,673.20		283,679.60	
Interfund Transfers Out	7600-7629	96,561.34	96,561.34	96,561.34	96,561.34		772,490.72	
All Other Financing Uses	7630-7699						0.00	

First Interim
2023-24 Budget
Cashflow Worksheet - Budget Year (1)

Description	Object	March	April	May	June	Accruals	Adjustments	TOTAL	BUDGET
TOTAL DISBURSEMENTS		3,791,643.74	3,791,643.74	3,791,643.74	3,791,643.76	0.00	0.00	39,654,474.18	39,654,474.45
D. BALANCE SHEET ITEMS									
Assets and Deferred Outflows									
Cash Not in Treasury	9111-9199	312.50	312.50	312.50	312.50			2,500.00	
Accounts Receivable	9200-9299	58,494.78	58,494.78	58,494.78	58,494.78			805,139.03	
Due From Other Funds	9310	26,264.30	26,264.30	26,264.30	26,264.30			210,114.40	
Stores	9320							0.00	
Prepaid Expenditures	9330							94,587.48	
Other Current Assets	9340							0.00	
Lease Receivable	9380							0.00	
Deferred Outflows of Resources	9490							0.00	
SUBTOTAL		85,071.58	85,071.58	85,071.58	85,071.58	0.00	0.00	1,112,340.91	
Liabilities and Deferred Inflows									
Accounts Payable	9500-9599	61,416.81	61,416.81	61,416.81	61,416.81			1,534,556.60	
Due To Other Funds	9610	22,085.33	22,085.33	22,085.33	22,085.33			176,682.64	
Current Loans	9640							0.00	
Unearned Revenues	9650							884,234.24	
Deferred Inflows of Resources	9690							0.00	
SUBTOTAL		83,502.14	83,502.14	83,502.14	83,502.14	0.00	0.00	2,595,473.48	
Nonoperating									
Suspense Clearing	9910							0.00	
TOTAL BALANCE SHEET ITEMS		1,569.44	1,569.44	1,569.44	1,569.44	0.00	0.00	(1,483,132.57)	
E. NET INCREASE/DECREASE (B - C + D)		(160,145.13)	(1,056,425.67)	(1,443,029.88)	(215,725.40)	0.00	0.00	(4,506,575.84)	(3,023,443.19)
F. ENDING CASH (A + E)		25,692,849.40	24,636,423.73	23,193,393.85	22,977,668.45				
G. ENDING CASH, PLUS CASH ACCRUALS AND ADJUSTMENTS								22,977,668.45	

NOTICE OF CRITERIA AND STANDARDS REVIEW This interim report was based upon and reviewed using the state-adopted Criteria and Standards (Pursuant to Education Code (EC) sections 33129 and 42130)

Signed: _____ Date _____
District Superintendent or Designee

NOTICE OF INTERIM REVIEW All action shall be taken on this report during a regular or authorized special meeting of the governing board

To the County Superintendent of Schools:

This interim report and certification of financial condition are hereby filed by the governing board of the school district (Pursuant to EC Section 42131)

Meeting Date: December 11, 2023 Signed _____
President of the Governing Board

CERTIFICATION OF FINANCIAL CONDITION

- POSITIVE CERTIFICATION
As President of the Governing Board of this school district, I certify that based upon current projections this district will meet its financial obligations for the current fiscal year and subsequent two fiscal years
- QUALIFIED CERTIFICATION
As President of the Governing Board of this school district, I certify that based upon current projections this district may not meet its financial obligations for the current fiscal year or two subsequent fiscal years
- NEGATIVE CERTIFICATION
As President of the Governing Board of this school district, I certify that based upon current projections this district will be unable to meet its financial obligations for the remainder of the current fiscal year or for the subsequent fiscal year

Contact person for additional information on the interim report:

Name: Teresa Santamaria Telephone: 559-925-2620
Title: Chief Business Official E-mail: tsantama@central.k12.ca.us

Criteria and Standards Review Summary

The following summary is automatically completed based on data provided in the Criteria and Standards Review form (Form 01CSI). Criteria and standards that are "Not Met," and supplemental information and additional fiscal indicators that are "Yes," may indicate areas of potential concern, which could affect the interim report certification, and should be carefully reviewed.

CRITERIA AND STANDARDS			Met	Not Met
1	Average Daily Attendance	Funded ADA for any of the current or two subsequent fiscal years has not changed by more than two percent since budget adoption.	X	
CRITERIA AND STANDARDS (continued)			Met	Not Met
2	Enrollment	Projected enrollment for any of the current or two subsequent fiscal years has not changed by more than two percent since budget adoption.		X
3	ADA to Enrollment	Projected second period (P-2) ADA to enrollment ratio for the current and two subsequent fiscal years is consistent with historical ratios		X
4	Local Control Funding Formula (LCFF) Revenue	Projected LCFF revenue for any of the current or two subsequent fiscal years has not changed by more than two percent since budget adoption.		X
5	Salaries and Benefits	Projected ratio of total unrestricted salaries and benefits to total unrestricted general fund expenditures has not changed by more than the standard for the current and two subsequent fiscal years.	X	
6a	Other Revenues	Projected operating revenues (federal, other state, other local) for the current and two subsequent fiscal years have not changed by more than five percent since budget adoption.	X	
6b	Other Expenditures	Projected operating expenditures (books and supplies, services and other expenditures) for the current and two subsequent fiscal years have not changed by more than five percent since budget adoption.	X	
7	Ongoing and Major Maintenance Account	If applicable, changes occurring since budget adoption meet the required contribution to the ongoing and major maintenance account (i.e., restricted maintenance account)		X
8	Deficit Spending	Unrestricted deficit spending, if any, has not exceeded the standard in any of the current or two subsequent fiscal years.		X
9a	Fund Balance	Projected general fund balance will be positive at the end of the current and two subsequent fiscal years.	X	
9b	Cash Balance	Projected general fund cash balance will be positive at the end of the current fiscal year.	X	
10	Reserves	Available reserves (e.g., reserve for economic uncertainties, unassigned/unappropriated amounts) meet minimum requirements for the current and two subsequent fiscal years.	X	
SUPPLEMENTAL INFORMATION			No	Yes
S1	Contingent Liabilities	Have any known or contingent liabilities (e.g., financial or program audits, litigation, state compliance reviews) occurred since budget adoption that may impact the budget?	X	

S2	Using One-time Revenues to Fund Ongoing Expenditures	Are there ongoing general fund expenditures funded with one-time revenues that have changed since budget adoption by more than five percent?	X	
S3	Temporary Interfund Borrowings	Are there projected temporary borrowings between funds?	X	
S4	Contingent Revenues	Are any projected revenues for any of the current or two subsequent fiscal years contingent on reauthorization by the local government, special legislation, or other definitive act (e.g., parcel taxes, forest reserves)?	X	
S5	Contributions	Have contributions from unrestricted to restricted resources, or transfers to or from the general fund to cover operating deficits, changed since budget adoption by more than \$20,000 and more than 5% for any of the current or two subsequent fiscal years?		X
SUPPLEMENTAL INFORMATION (continued)			No	Yes
S6	Long-term Commitments	Does the district have long-term (multi-year) commitments or debt agreements?	X	
		• If yes, have annual payments for the current or two subsequent fiscal years increased over prior year's (2022-23) annual payment?	n/a	
		• If yes, will funding sources used to pay long-term commitments decrease or expire prior to the end of the commitment period, or are they one-time sources?	n/a	
S7a	Postemployment Benefits Other than Pensions	Does the district provide postemployment benefits other than pensions (OPEB)?		X
		• If yes, have there been changes since budget adoption in OPEB liabilities?		X
S7b	Other Self-insurance Benefits	Does the district operate any self-insurance programs (e.g., workers' compensation)?	X	
		• If yes, have there been changes since budget adoption in self-insurance liabilities?	n/a	
S8	Status of Labor Agreements	As of first interim projections, are salary and benefit negotiations still unsettled for:	X	
		• Certificated? (Section S8A, Line 1b)	X	
		• Classified? (Section S8B, Line 1b)	X	
S8	Labor Agreement Budget Revisions	For negotiations settled since budget adoption, per Government Code Section 3547 5(c), are budget revisions still needed to meet the costs of the collective bargaining agreement(s) for:	X	
		• Certificated? (Section S8A, Line 3)	X	
		• Classified? (Section S8B, Line 3)		
S9	Status of Other Funds	Are any funds other than the general fund projected to have a negative fund balance at the end of the current fiscal year?	X	
ADDITIONAL FISCAL INDICATORS			No	Yes
A1	Negative Cash Flow	Do cash flow projections show that the district will end the current fiscal year with a negative cash balance in the general fund?	X	
A2	Independent Position Control	Is personnel position control independent from the payroll system?		X
A3	Declining Enrollment	Is enrollment decreasing in both the prior and current fiscal years?		X
A4	New Charter Schools Impacting District Enrollment	Are any new charter schools operating in district boundaries that are impacting the district's enrollment, either in the prior or current fiscal year?	X	
A5	Salary Increases Exceed COLA	Has the district entered into a bargaining agreement where any of the current or subsequent fiscal years of the agreement would result in salary increases that are expected to exceed the projected state funded cost-of-living adjustment?	X	
A6	Uncapped Health Benefits	Does the district provide uncapped (100% employer paid) health benefits for current or retired employees?	X	
A7	Independent Financial System	Is the district's financial system independent from the county office system?	X	
A8	Fiscal Distress Reports	Does the district have any reports that indicate fiscal distress? If yes, provide copies to the COE, pursuant to EC 42127.6(a)	X	
A9	Change of CBO or Superintendent	Have there been personnel changes in the superintendent or chief business official (CBO) positions within the last 12 months?	X	

Section I - Expenditures	Funds 01, 09, and 62			2023-24 Expenditures
	Goals	Functions	Objects	
A. Total state, federal, and local expenditures (all resources)	All	All	1000-7999	39,654,474.45
B. Less all federal expenditures not allowed for MOE (Resources 3000-5999, except 3385)	All	All	1000-7999	2,275,757.61
C. Less state and local expenditures not allowed for MOE: (All resources, except federal as identified in Line B)				
1. Community Services	All	5000-5999	1000-7999	2,835.00
2. Capital Outlay	All except 7100-7199	All except 5000-5999	6000-6999 except 6600, 6910	1,058,446.67
3. Debt Service	All	9100	5400-5450, 5800, 7430-7439	0.00
4. Other Transfers Out	All	9200	7200-7299	0.00
5. Interfund Transfers Out	All	9300	7600-7629	772,490.72
6. All Other Financing Uses	All	9100	7699	0.00
		9200	7651	
7. Nonagency	7100-7199	All except 5000-5999, 9000-9999	1000-7999	0.00
8. Tuition (Revenue, in lieu of expenditures, to approximate costs of services for which tuition is received)	All	All	8710	0.00

9. Supplemental expenditures made as a result of a Presidentially declared disaster	Manually entered. Must not include expenditures in lines B, C1-C8, D1, or D2.		0.00
10. Total state and local expenditures not allowed for MOE calculation (Sum lines C1 through C9)			1,833,772.39
D. Plus additional MOE expenditures:	1. Expenditures to cover deficits for food services (Funds 13 and 61) (If negative, then zero)	All	1000-7143, 7300-7439 minus 8000-8699
2. Expenditures to cover deficits for student body activities	Manually entered. Must not include expenditures in lines A or D1.		0.00
E. Total expenditures subject to MOE (Line A minus lines B and C10, plus lines D1 and D2)			35,544,944.45
Section II - Expenditures Per ADA			2023-24 Annual ADA/Exps. Per ADA
A. Average Daily Attendance (Form AI, Column C, sum of lines A6 and C9)*			1,597.13
B. Expenditures per ADA (Line I.E divided by Line II.A)			22,255.51
Section III - MOE Calculation (For data collection only. Final determination will be done by CDE)	Total		Per ADA

<p>A. Base expenditures (Preloaded expenditures extracted from prior year Unaudited Actuals MOE calculation). (Note: If the prior year MOE was not met, in its final determination, CDE will adjust the prior year base to 90 percent of the preceding prior year amount rather than the actual prior year expenditure amount)</p>		0.00
<p>1. Adjustment to base expenditure and expenditure per ADA amounts for LEAs failing prior year MOE calculation (From Section IV)</p>		0.00
<p>2. Total adjusted base expenditure amounts (Line A plus Line A.1)</p>		0.00
<p>B. Required effort (Line A 2 times 90%)</p>		0.00
<p>C. Current year expenditures (Line I.E and Line II.B)</p>	35,544,944.45	22,255.51
<p>D. MOE deficiency amount, if any (Line B minus Line C) (If negative, then zero)</p>		0.00

<p>E. MOE determination (If one or both of the amounts in line D are zero, the MOE requirement is met; if both amounts are positive, the MOE requirement is not met. If either column in Line A.2 or Line C equals zero, the MOE calculation is incomplete.)</p>	MOE Calculation Incomplete	
<p>F. MOE deficiency percentage, if MOE not met; otherwise, zero (Line D divided by Line B) (Funding under ESSA covered programs in FY 2025-26 may be reduced by the lower of the two percentages)</p>	0.00%	0.00%
<p>*Interim Periods - Annual ADA not available from Form AI. For your convenience, Projected Year Totals Estimated P-2 ADA is extracted. Manual adjustment may be required to reflect estimated Annual ADA.</p>		

**SECTION IV -
Detail of
Adjustments
to Base
Expenditures
(used in
Section III,
Line A.1)**

Description of Adjustments	Total Expenditures	Expenditures Per ADA
Total adjustments to base expenditures	0.00	0.00

Part I - General Administrative Share of Plant Services Costs

California's indirect cost plan allows that the general administrative costs in the indirect cost pool may include that portion of plant services costs (maintenance and operations costs and facilities rents and leases costs) attributable to the general administrative offices. The calculation of the plant services costs attributed to general administration and included in the pool is standardized and automated using the percentage of salaries and benefits relating to general administration as proxy for the percentage of square footage occupied by general administration.

A. Salaries and Benefits - Other General Administration and Centralized Data Processing

1. Salaries and benefits paid through payroll (Funds 01, 09, and 62, objects 1000-3999 except 3701-3702)
(Functions 7200-7700, goals 0000 and 9000) 676,548.00
2. Contracted general administrative positions not paid through payroll
 - a. Enter the costs, if any, of general administrative positions performing services ON SITE but paid through a contract, rather than through payroll, in functions 7200-7700, goals 0000 and 9000, Object 5800. _____
 - b. If an amount is entered on Line A2a, provide the title, duties, and approximate FTE of each general administrative position paid through a contract. Retain supporting documentation in case of audit.

B. Salaries and Benefits - All Other Activities

1. Salaries and benefits paid through payroll (Funds 01, 09, and 62, objects 1000-3999 except 3701-3702)
(Functions 1000-6999, 7100-7180, & 8100-8400; Functions 7200-7700, all goals except 0000 & 9000) 28,679,598.09

C. Percentage of Plant Services Costs Attributable to General Administration

(Line A1 plus Line A2a, divided by Line B1; zero if negative) (See Part III, Lines A5 and A6) 2.36%

Part II - Adjustments for Employment Separation Costs

When an employee separates from service, the local educational agency (LEA) may incur costs associated with the separation in addition to the employee's regular salary and benefits for the final pay period. These additional costs can be categorized as "normal" or "abnormal or mass" separation costs.

Normal separation costs include items such as pay for accumulated unused leave or routine severance pay authorized by governing board policy. Normal separation costs are not allowable as direct costs to federal programs, but are allowable as indirect costs. State programs may have similar restrictions. Where federal or state program guidelines required that the LEA charge an employee's normal separation costs to an unrestricted resource rather than to the restricted program in which the employee worked, the LEA may identify and enter these costs on Line A for inclusion in the indirect cost pool.

Abnormal or mass separation costs are those costs resulting from actions taken by an LEA to influence employees to terminate their employment earlier than they normally would have. Abnormal or mass separation costs include retirement incentives such as a Golden Handshake or severance packages negotiated to effect termination. Abnormal or mass separation costs may not be charged to federal programs as either direct costs or indirect costs. Where an LEA paid abnormal or mass separation costs on behalf of positions in general administrative functions included in the indirect cost pool, the LEA must identify and enter these costs on Line B for exclusion from the pool.

A. Normal Separation Costs (optional)

Enter any normal separation costs paid on behalf of employees of restricted state or federal programs that were charged to an unrestricted resource (0000-1999) in funds 01, 09, and 62 with functions 1000-6999 or 8100-8400 rather than to the restricted program. These costs will be moved in Part III from base costs to the indirect cost pool. Retain supporting documentation. _____

B. Abnormal or Mass Separation Costs (required)

Enter any abnormal or mass separation costs paid on behalf of general administrative positions charged to unrestricted resources (0000-1999) in funds 01, 09, and 62 with functions 7200-7700. These costs will be moved in Part III from the indirect cost pool to base costs. If none, enter zero. Entry required

Part III - Indirect Cost Rate Calculation (Funds 01, 09, and 62, unless indicated otherwise)

A. Indirect Costs

1. Other General Administration, less portion charged to restricted resources or specific goals
(Functions 7200-7600, objects 1000-5999, minus Line B9) 1,317,050.00
2. Centralized Data Processing, less portion charged to restricted resources or specific goals
(Function 7700, objects 1000-5999, minus Line B10) 652,800.83

3. External Financial Audit - Single Audit (Function 7190, resources 0000-1999, goals 0000 and 9000, objects 5000 - 5999)	28,000.00
4. Staff Relations and Negotiations (Function 7120, resources 0000-1999, goals 0000 and 9000, objects 1000 - 5999)	0.00
5. Plant Maintenance and Operations (portion relating to general administrative offices only) (Functions 8100-8400, objects 1000-5999 except 5100, times Part I, Line C)	77,786.45
6. Facilities Rents and Leases (portion relating to general administrative offices only) (Function 8700, resources 0000-1999, objects 1000-5999 except 5100, times Part I, Line C)	0.00
7. Adjustment for Employment Separation Costs	
a. Plus: Normal Separation Costs (Part II, Line A)	0.00
b. Less: Abnormal or Mass Separation Costs (Part II, Line B)	0.00
8. Total Indirect Costs (Lines A1 through A7a, minus Line A7b)	2,075,637.28
9. Carry-Forward Adjustment (Part IV, Line F)	(49,543.07)
10. Total Adjusted Indirect Costs (Line A8 plus Line A9)	2,026,094.21
B. Base Costs	
1. Instruction (Functions 1000-1999, objects 1000-5999 except 5100)	25,182,173.43
2. Instruction-Related Services (Functions 2000-2999, objects 1000-5999 except 5100)	4,341,171.03
3. Pupil Services (Functions 3000-3999, objects 1000-5999 except 4700 and 5100)	1,314,944.50
4. Ancillary Services (Functions 4000-4999, objects 1000-5999 except 5100)	0.00
5. Community Services (Functions 5000-5999, objects 1000-5999 except 5100)	2,835.00
6. Enterprise (Function 6000, objects 1000-5999 except 4700 and 5100)	0.00
7. Board and Superintendent (Functions 7100-7180, objects 1000-5999, minus Part III, Line A4)	748,103.00
8. External Financial Audit - Single Audit and Other (Functions 7190-7191, objects 5000 - 5999, minus Part III, Line A3)	0.00
9. Other General Administration (portion charged to restricted resources or specific goals only) (Functions 7200-7600, resources 2000-9999, objects 1000-5999; Functions 7200-7600, resources 0000-1999, all goals except 0000 and 9000, objects 1000-5999)	142,753.82
10. Centralized Data Processing (portion charged to restricted resources or specific goals only) (Function 7700, resources 2000-9999, objects 1000-5999; Function 7700, resources 0000-1999, all goals except 0000 and 9000, objects 1000-5999)	50,000.00
11. Plant Maintenance and Operations (all except portion relating to general administrative offices) (Functions 8100-8400, objects 1000-5999 except 5100, minus Part III, Line A5)	3,218,249.55
12. Facilities Rents and Leases (all except portion relating to general administrative offices) (Function 8700, objects 1000-5999 except 5100, minus Part III, Line A6)	0.00
13. Adjustment for Employment Separation Costs	
a. Less: Normal Separation Costs (Part II, Line A)	0.00
b. Plus: Abnormal or Mass Separation Costs (Part II, Line B)	0.00
14. Student Activity (Fund 08, functions 4000-5999, objects 1000-5999 except 5100)	0.00
15. Adult Education (Fund 11, functions 1000-6999, 8100-8400, and 8700, objects 1000-5999 except 5100)	0.00
16. Child Development (Fund 12, functions 1000-6999, 8100-8400 & 8700, objects 1000-5999 except 4700 & 5100)	0.00
17. Cafeteria (Funds 13 & 61, functions 1000-6999, 8100-8400 & 8700, objects 1000-5999 except 4700 & 5100)	763,119.00
18. Foundation (Funds 19 & 57, functions 1000-6999, 8100-8400 & 8700, objects 1000-5999 except 4700 & 5100)	0.00
19. Total Base Costs (Lines B1 through B12 and Lines B13b through B18, minus Line B13a)	35,763,349.33
C. Straight Indirect Cost Percentage Before Carry-Forward Adjustment (For information only - not for use when claiming/recovering Indirect costs) (Line A8 divided by Line B19)	5.80%
D. Preliminary Proposed Indirect Cost Rate (For final approved fixed-with-carry-forward rate for use in 2025-26 see www.cde.ca.gov/fg/ac/ic) (Line A10 divided by Line B19)	5.67%

Part IV - Carry-forward Adjustment

The carry-forward adjustment is an after-the-fact adjustment for the difference between indirect costs recoverable using the indirect cost rate approved for use in a given year, and the actual indirect costs incurred in that year. The carry-forward adjustment eliminates

the need for LEAs to file amended federal reports when their actual indirect costs vary from the estimated indirect costs on which the approved rate was based.

Where the ratio of indirect costs incurred in the current year is less than the estimated ratio of indirect costs on which the approved rate for use in the current year was based, the carry-forward adjustment is limited by using either the approved rate times current year base costs, or the highest rate actually used to recover costs from any program times current year base costs, if the highest rate used was less than the approved rate. Rates used to recover costs from programs are displayed in Exhibit A.

A. Indirect costs incurred in the current year (Part III, Line A8)	2,075,637.28
B. Carry-forward adjustment from prior year(s)	
1. Carry-forward adjustment from the second prior year	388,983.11
2. Carry-forward adjustment amount deferred from prior year(s), if any	0.00
C. Carry-forward adjustment for under- or over-recovery in the current year	
1. Under-recovery: Part III, Line A8, plus carry-forward adjustment from prior years, minus (approved indirect cost rate (7.03%) times Part III, Line B19); zero if negative	0.00
2. Over-recovery: Part III, Line A8, plus carry-forward adjustment from prior years, minus the lesser of (approved indirect cost rate (7.03%) times Part III, Line B19) or (the highest rate used to recover costs from any program (10.18%) times Part III, Line B19); zero if positive	(49,543.07)
D. Preliminary carry-forward adjustment (Line C1 or C2)	(49,543.07)
E. Optional allocation of negative carry-forward adjustment over more than one year	
Where a negative carry-forward adjustment causes the proposed approved rate to fall below zero or would reduce the rate at which the LEA could recover indirect costs to such an extent that it would cause the LEA significant fiscal harm, the LEA may request that the carry-forward adjustment be allocated over more than one year. Where allocation of a negative carry-forward adjustment over more than one year does not resolve a negative rate, the CDE will work with the LEA on a case-by-case basis to establish an approved rate.	
Option 1. Preliminary proposed approved rate (Part III, Line D) if entire negative carry-forward adjustment is applied to the current year calculation:	5.67%
Option 2. Preliminary proposed approved rate (Part III, Line D) if one-half of negative carry-forward adjustment (\$-24771.53) is applied to the current year calculation and the remainder (\$-24771.54) is deferred to one or more future years:	5.73%
Option 3. Preliminary proposed approved rate (Part III, Line D) if one-third of negative carry-forward adjustment (\$-16514.36) is applied to the current year calculation and the remainder (\$-33028.71) is deferred to one or more future years:	5.76%
LEA request for Option 1, Option 2, or Option 3	1
F. Carry-forward adjustment used in Part III, Line A9 (Line D minus amount deferred if Option 2 or Option 3 is selected)	(49,543.07)

Approved indirect cost rate: 7.03%

Highest rate used in any program: 10.18%

Note: In one or more resources, the rate used is greater than the approved rate.

Fund	Resource	Eligible Expenditures (Objects 1000-5999 except 4700 & 5100)	Indirect Costs Charged (Objects 7310 and 7350)	Rate Used
01	2600	904,122.00	92,000.00	10.18%
01	3213	1,049,187.60	96,000.00	9.15%
01	6053	200,064.00	17,700.00	8.85%
01	7422	69,160.00	4,710.00	6.81%
13	5310	763,119.00	64,030.44	8.39%

Description	Object Codes	Projected Year Totals (Form 011) (A)	% Change (Cols. C-A/A) (B)	2024-25 Projection (C)	% Change (Cols. E-C/C) (D)	2025-26 Projection (E)
(Enter projections for subsequent years 1 and 2 in Columns C and E; current year - Column A - is extracted)						
A. REVENUES AND OTHER FINANCING SOURCES						
1. LCFF/Revenue Limit Sources	8010-8099	20,080,449.82	(.89%)	19,901,646.00	1.24%	20,147,766.00
2. Federal Revenues	8100-8299	8,481,495.07	0.00%	8,481,495.07	0.00%	8,481,495.07
3. Other State Revenues	8300-8599	791,604.00	0.00%	791,604.00	0.00%	791,604.00
4. Other Local Revenues	8600-8799	249,736.76	0.00%	249,736.76	0.00%	249,736.76
5. Other Financing Sources						
a. Transfers In	8900-8929	303,182.00	0.00%	303,182.00	0.00%	303,182.00
b. Other Sources	8930-8979	0.00	0.00%		0.00%	
c. Contributions	8980-8999	(1,983,568.46)	0.00%	(1,983,568.46)	0.00%	(1,983,568.46)
6. Total (Sum lines A1 thru A5c)		27,922,899.19	(.64%)	27,744,095.37	.89%	27,990,215.37
B. EXPENDITURES AND OTHER FINANCING USES						
1. Certificated Salaries						
a. Base Salaries				13,493,260.47		13,763,125.47
b. Step & Column Adjustment				269,865.00		275,262.00
c. Cost-of-Living Adjustment						
d. Other Adjustments						
e. Total Certificated Salaries (Sum lines B1a thru B1d)	1000-1999	13,493,260.47	2.00%	13,763,125.47	2.00%	14,038,387.47
2. Classified Salaries						
a. Base Salaries				4,379,469.47		4,467,058.47
b. Step & Column Adjustment				87,589.00		89,341.00
c. Cost-of-Living Adjustment						
d. Other Adjustments						
e. Total Classified Salaries (Sum lines B2a thru B2d)	2000-2999	4,379,469.47	2.00%	4,467,058.47	2.00%	4,556,399.47
3. Employee Benefits	3000-3999	7,465,143.48	1.98%	7,612,925.00	1.97%	7,763,000.00
4. Books and Supplies	4000-4999	1,387,219.53	.20%	1,390,000.00	0.00%	1,390,000.00
5. Services and Other Operating Expenditures	5000-5999	2,586,164.72	.15%	2,590,000.00	0.00%	2,590,000.00
6. Capital Outlay	6000-6999	581,365.00	3.21%	600,000.00	0.00%	600,000.00
7. Other Outgo (excluding Transfers of Indirect Costs)	7100-7299, 7400-7499	78,485.00	0.00%	78,485.00	0.00%	78,485.00
8. Other Outgo - Transfers of Indirect Costs	7300-7399	(274,440.44)	0.00%	(274,440.44)	0.00%	(274,440.44)
9. Other Financing Uses						
a. Transfers Out	7600-7629	772,490.72	0.00%	772,490.72	0.00%	772,490.72
b. Other Uses	7630-7699	0.00	0.00%		0.00%	
10. Other Adjustments (Explain in Section F below)						
11. Total (Sum lines B1 thru B10)		30,469,157.95	1.74%	30,999,644.22	1.66%	31,514,322.22
C. NET INCREASE (DECREASE) IN FUND BALANCE						
(Line A6 minus line B11)						
		(2,546,258.76)		(3,255,548.85)		(3,524,106.85)
D. FUND BALANCE						
1. Net Beginning Fund Balance (Form 011, line F1e)		17,289,752.40		14,743,493.64		11,487,944.79
2. Ending Fund Balance (Sum lines C and D1)		14,743,493.64		11,487,944.79		7,963,837.94
3. Components of Ending Fund Balance (Form 011)						
a. Nonspendable	9710-9719	2,500.00		2,500.00		2,500.00
b. Restricted	9740					
c. Committed						
1. Stabilization Arrangements	9750	0.00				
2. Other Commitments	9760	0.00				
d. Assigned	9780	3,500,000.00		3,000,000.00		3,000,000.00
e. Unassigned/Unappropriated						
1. Reserve for Economic Uncertainties	9789	1,200,000.00		1,207,636.00		1,224,860.00

Description	Object Codes	Projected Year Totals (Form 01I) (A)	% Change (Cols. C-A/A) (B)	2024-25 Projection (C)	% Change (Cols. E-C/C) (D)	2025-26 Projection (E)
2. Unassigned/Unappropriated	9790	10,040,993.64		7,277,808.79		3,736,477.94
f. Total Components of Ending Fund Balance (Line D3f must agree with line D2)		14,743,493.64		11,487,944.79		7,963,837.94
E. AVAILABLE RESERVES						
1. General Fund						
a. Stabilization Arrangements	9750	0.00		0.00		0.00
b. Reserve for Economic Uncertainties	9789	1,200,000.00		1,207,636.00		1,224,860.00
c. Unassigned/Unappropriated	9790	10,040,993.64		7,277,808.79		3,736,477.94
(Enter other reserve projections in Columns C and E for subsequent years 1 and 2; current year - Column A - is extracted)						
2. Special Reserve Fund - Noncapital Outlay (Fund 17)						
a. Stabilization Arrangements	9750	0.00				
b. Reserve for Economic Uncertainties	9789	0.00				
c. Unassigned/Unappropriated	9790	0.00				
3. Total Available Reserves (Sum lines E1a thru E2c)		11,240,993.64		8,485,444.79		4,961,337.94
F. ASSUMPTIONS						
Please provide below or on a separate attachment, the assumptions used to determine the projections for the first and second subsequent fiscal years. Further, please include an explanation for any significant expenditure adjustments projected in lines B1d, B2d, and B10. For additional information, please refer to the Budget Assumptions section of the SACS Financial Reporting Software User Guide.						

Description	Object Codes	Projected Year Totals (Form 011) (A)	% Change (Cols. C-A/A) (B)	2024-25 Projection (C)	% Change (Cols. E-C/C) (D)	2025-26 Projection (E)
(Enter projections for subsequent years 1 and 2 in Columns C and E; current year - Column A - is extracted)						
A. REVENUES AND OTHER FINANCING SOURCES						
1. LCFF/Revenue Limit Sources	8010-8099	0.00	0.00%		0.00%	
2. Federal Revenues	8100-8299	2,291,902.61	0.00%	2,291,902.61	0.00%	2,291,902.61
3. Other State Revenues	8300-8599	3,628,628.00	1.49%	3,682,628.00	(1.47%)	3,628,628.00
4. Other Local Revenues	8600-8799	804,033.00	0.00%	804,033.00	0.00%	804,033.00
5. Other Financing Sources						
a. Transfers In	8900-8929	0.00	0.00%		0.00%	
b. Other Sources	8930-8979	0.00	0.00%		0.00%	
c. Contributions	8980-8999	1,983,568.46	0.00%	1,983,568.46	0.00%	1,983,568.46
6. Total (Sum lines A1 thru A5c)		8,708,132.07	.62%	8,762,132.07	(.62%)	8,708,132.07
B. EXPENDITURES AND OTHER FINANCING USES						
1. Certificated Salaries						
a. Base Salaries				1,369,319.97		1,396,705.97
b. Step & Column Adjustment				27,386.00		27,934.00
c. Cost-of-Living Adjustment						
d. Other Adjustments						
e. Total Certificated Salaries (Sum lines B1a thru B1d)	1000-1999	1,369,319.97	2.00%	1,396,705.97	2.00%	1,424,639.97
2. Classified Salaries						
a. Base Salaries				805,427.31		821,535.31
b. Step & Column Adjustment				16,108.00		16,430.00
c. Cost-of-Living Adjustment						
d. Other Adjustments						
e. Total Classified Salaries (Sum lines B2a thru B2d)	2000-2999	805,427.31	2.00%	821,535.31	2.00%	837,965.31
3. Employee Benefits	3000-3999	2,286,532.39	.59%	2,300,000.00	.65%	2,315,000.00
4. Books and Supplies	4000-4999	1,237,377.12	1.02%	1,250,000.00	0.00%	1,250,000.00
5. Services and Other Operating Expenditures	5000-5999	2,529,943.04	0.00%	2,530,000.00	0.00%	2,530,000.00
6. Capital Outlay	6000-6999	477,081.67	0.00%	477,082.00	0.00%	477,082.00
7. Other Outgo (excluding Transfers of Indirect Costs)	7100-7299, 7400-7499	269,225.00	0.00%	269,225.00	0.00%	269,225.00
8. Other Outgo - Transfers of Indirect Costs	7300-7399	210,410.00	0.00%	210,410.00	0.00%	210,410.00
9. Other Financing Uses						
a. Transfers Out	7600-7629	0.00	0.00%		0.00%	
b. Other Uses	7630-7699	0.00	0.00%		0.00%	
10. Other Adjustments (Explain in Section F below)						
11. Total (Sum lines B1 thru B10)		9,185,316.50	.76%	9,254,958.28	.64%	9,314,322.28
C. NET INCREASE (DECREASE) IN FUND BALANCE (Line A6 minus line B11)						
		(477,184.43)		(492,826.21)		(606,190.21)
D. FUND BALANCE						
1. Net Beginning Fund Balance (Form 011, line F1e)		5,779,158.55		5,301,974.12		4,809,147.91
2. Ending Fund Balance (Sum lines C and D1)		5,301,974.12		4,809,147.91		4,202,957.70
3. Components of Ending Fund Balance (Form 011)						
a. Nonspendable	9710-9719	0.00				
b. Restricted	9740	5,301,974.12		4,809,147.91		4,202,957.70
c. Committed						
1. Stabilization Arrangements	9750					
2. Other Commitments	9760					
d. Assigned	9780					
e. Unassigned/Unappropriated						
1. Reserve for Economic Uncertainties	9789					

Description	Object Codes	Projected Year Totals (Form 01I) (A)	% Change (Cols. C-A/A) (B)	2024-25 Projection (C)	% Change (Cols. E-C/C) (D)	2025-26 Projection (E)
2. Unassigned/Unappropriated	9790	0.00		0.00		0.00
f. Total Components of Ending Fund Balance (Line D3f must agree with line D2)		5,301,974.12		4,809,147.91		4,202,957.70
E. AVAILABLE RESERVES						
1. General Fund)						
a. Stabilization Arrangements	9750					
b. Reserve for Economic Uncertainties	9789					
c. Unassigned/Unappropriated Amount	9790					
(Enter current year reserve projections in Column A, and other reserve projections in Columns C and E for subsequent years 1 and 2)						
2. Special Reserve Fund - Noncapital Outlay (Fund 17)						
a. Stabilization Arrangements	9750					
b. Reserve for Economic Uncertainties	9789					
c. Unassigned/Unappropriated	9790					
3. Total Available Reserves (Sum lines E1a thru E2c)						
F. ASSUMPTIONS						
Please provide below or on a separate attachment, the assumptions used to determine the projections for the first and second subsequent fiscal years. Further, please include an explanation for any significant expenditure adjustments projected in lines B1d, B2d, and B10. For additional information, please refer to the Budget Assumptions section of the SACS Financial Reporting Software User Guide.						
See narrative						

Description	Object Codes	Projected Year Totals (Form 011) (A)	% Change (Cols. C-A/A) (B)	2024-25 Projection (C)	% Change (Cols. E-C/C) (D)	2025-26 Projection (E)
(Enter projections for subsequent years 1 and 2 in Columns C and E; current year - Column A - is extracted)						
A. REVENUES AND OTHER FINANCING SOURCES						
1. LCFF/Revenue Limit Sources	8010-8099	20,080,449.82	(.89%)	19,901,646.00	1.24%	20,147,766.00
2. Federal Revenues	8100-8299	10,773,397.68	0.00%	10,773,397.68	0.00%	10,773,397.68
3. Other State Revenues	8300-8599	4,420,232.00	1.22%	4,474,232.00	(1.21%)	4,420,232.00
4. Other Local Revenues	8600-8799	1,053,769.76	0.00%	1,053,769.76	0.00%	1,053,769.76
5. Other Financing Sources						
a. Transfers In	8900-8929	303,182.00	0.00%	303,182.00	0.00%	303,182.00
b. Other Sources	8930-8979	0.00	0.00%	0.00	0.00%	0.00
c. Contributions	8980-8999	0.00	0.00%	0.00	0.00%	0.00
6. Total (Sum lines A1 thru A5c)		36,631,031.26	(.34%)	36,506,227.44	53%	36,698,347.44
B. EXPENDITURES AND OTHER FINANCING USES						
1. Certificated Salaries						
a. Base Salaries				14,862,580.44		15,159,831.44
b. Step & Column Adjustment				297,251.00		303,196.00
c. Cost-of-Living Adjustment				0.00		0.00
d. Other Adjustments				0.00		0.00
e. Total Certificated Salaries (Sum lines B1a thru B1d)	1000-1999	14,862,580.44	2.00%	15,159,831.44	2.00%	15,463,027.44
2. Classified Salaries						
a. Base Salaries				5,184,896.78		5,288,593.78
b. Step & Column Adjustment				103,697.00		105,771.00
c. Cost-of-Living Adjustment				0.00		0.00
d. Other Adjustments				0.00		0.00
e. Total Classified Salaries (Sum lines B2a thru B2d)	2000-2999	5,184,896.78	2.00%	5,288,593.78	2.00%	5,394,364.78
3. Employee Benefits	3000-3999	9,751,675.87	1.65%	9,912,925.00	1.67%	10,078,000.00
4. Books and Supplies	4000-4999	2,624,596.65	.59%	2,640,000.00	0.00%	2,640,000.00
5. Services and Other Operating Expenditures	5000-5999	5,116,107.76	.08%	5,120,000.00	0.00%	5,120,000.00
6. Capital Outlay	6000-6999	1,058,446.67	1.76%	1,077,082.00	0.00%	1,077,082.00
7. Other Outgo (excluding Transfers of Indirect Costs)	7100-7299, 7400-7499	347,710.00	0.00%	347,710.00	0.00%	347,710.00
8. Other Outgo - Transfers of Indirect Costs	7300-7399	(64,030.44)	0.00%	(64,030.44)	0.00%	(64,030.44)
9. Other Financing Uses						
a. Transfers Out	7600-7629	772,490.72	0.00%	772,490.72	0.00%	772,490.72
b. Other Uses	7630-7699	0.00	0.00%	0.00	0.00%	0.00
10. Other Adjustments				0.00		0.00
11. Total (Sum lines B1 thru B10)		39,654,474.45	1.51%	40,254,602.50	1.43%	40,828,644.50
C. NET INCREASE (DECREASE) IN FUND BALANCE (Line A6 minus line B11)		(3,023,443.19)		(3,748,375.06)		(4,130,297.06)
D. FUND BALANCE						
1. Net Beginning Fund Balance (Form 011, line F1e)		23,068,910.95		20,045,467.76		16,297,092.70
2. Ending Fund Balance (Sum lines C and D1)		20,045,467.76		16,297,092.70		12,166,795.64
3. Components of Ending Fund Balance (Form 011)						
a. Nonspendable	9710-9719	2,500.00		2,500.00		2,500.00
b. Restricted	9740	5,301,974.12		4,809,147.91		4,202,957.70
c. Committed						
1. Stabilization Arrangements	9750	0.00		0.00		0.00
2. Other Commitments	9760	0.00		0.00		0.00
d. Assigned	9780	3,500,000.00		3,000,000.00		3,000,000.00
e. Unassigned/Unappropriated						
1. Reserve for Economic Uncertainties	9789	1,200,000.00		1,207,636.00		1,224,860.00

Description	Object Codes	Projected Year Totals (Form 011) (A)	% Change (Cols. C-A/A) (B)	2024-25 Projection (C)	% Change (Cols. E-C/C) (D)	2025-26 Projection (E)
2. Unassigned/Unappropriated	9790	10,040,993.64		7,277,808.79		3,736,477.94
f. Total Components of Ending Fund Balance (Line D3f must agree with line D2)		20,045,467.76		16,297,092.70		12,166,795.64
E. AVAILABLE RESERVES (Unrestricted except as noted)						
1. General Fund						
a. Stabilization Arrangements	9750	0.00		0.00		0.00
b. Reserve for Economic Uncertainties	9789	1,200,000.00		1,207,636.00		1,224,860.00
c. Unassigned/Unappropriated	9790	10,040,993.64		7,277,808.79		3,736,477.94
d. Negative Restricted Ending Balances (Negative resources 2000-9999)	979Z			0.00		0.00
2. Special Reserve Fund - Noncapital Outlay (Fund 17)						
a. Stabilization Arrangements	9750	0.00		0.00		0.00
b. Reserve for Economic Uncertainties	9789	0.00		0.00		0.00
c. Unassigned/Unappropriated	9790	0.00		0.00		0.00
3. Total Available Reserves - by Amount (Sum lines E1 thru E2c)		11,240,993.64		8,485,444.79		4,961,337.94
4. Total Available Reserves - by Percent (Line E3 divided by Line F3c)		28.35%		21.08%		12.15%
F. RECOMMENDED RESERVES						
1. Special Education Pass-through Exclusions						
For districts that serve as the administrative unit (AU) of a special education local plan area (SELPA):						
a. Do you choose to exclude from the reserve calculation the pass-through funds distributed to SELPA members?	Yes					
b. If you are the SELPA AU and are excluding special education pass-through funds:						
1. Enter the name(s) of the SELPA(s):						
2. Special education pass-through funds (Column A: Fund 10, resources 3300-3499, 6500-6540 and 6546 objects 7211-7213 and 7221-7223; enter projections for subsequent years 1 and 2 in Columns C and E)						
		0.00				
2. District ADA Used to determine the reserve standard percentage level on line F3d (Col. A: Form AI, Estimated P-2 ADA column, Lines A4 and C4; enter projections)						
		1,588.75		1,597.13		1,597.13
3. Calculating the Reserves						
a. Expenditures and Other Financing Uses (Line B11)		39,654,474.45		40,254,602.50		40,828,644.50
b. Plus: Special Education Pass-through Funds (Line F1b2, if Line F1a is No)		0.00		0.00		0.00
c. Total Expenditures and Other Financing Uses (Line F3a plus line F3b)		39,654,474.45		40,254,602.50		40,828,644.50
d. Reserve Standard Percentage Level (Refer to Form 01CSI, Criterion 10 for calculation details)		3%		3%		3%
e. Reserve Standard - By Percent (Line F3c times F3d)		1,189,634.23		1,207,638.08		1,224,859.34
f. Reserve Standard - By Amount (Refer to Form 01CSI, Criterion 10 for calculation details)		0.00		0.00		0.00
g. Reserve Standard (Greater of Line F3e or F3f)		1,189,634.23		1,207,638.08		1,224,859.34
h. Available Reserves (Line E3) Meet Reserve Standard (Line F3g)		YES		YES		YES

Central Union Elementary
Kings County

First Interim
2023-24
General Fund
Special Education Revenue
Allocations
Setup

16 63883 000000
Form SEAS
E81MUE2ZRP(2023-24)

Current LEA:	16-63883-0000000 Central Union Elementary	
Selected SELPA:	AC	(Enter a SELPA ID from the list below then save and close)
POTENTIAL SELPAS FOR THIS LEA	DATE APPROVED	
ID	SELPA-TITLE	(from Form SEA)
AC	Kings County	

First Interim
2023-24 Projected Year Totals
SUMMARY OF INTERFUND ACTIVITIES
FOR ALL FUNDS

Description	Direct Costs - Interfund		Indirect Costs - Interfund		Interfund Transfers In 8900-8929	Interfund Transfers Out 7600-7629	Due From Other Funds 9310	Due To Other Funds 9610
	Transfers In 5750	Transfers Out 5750	Transfers In 7350	Transfers Out 7350				
011 GENERAL FUND								
Expenditure Detail	0.00	0.00	0.00	(64,030.44)				
Other Sources/Uses Detail					303,182.00	772,490.72		
Fund Reconciliation								
081 STUDENT ACTIVITY SPECIAL REVENUE FUND								
Expenditure Detail	0.00	0.00	0.00	0.00				
Other Sources/Uses Detail					0.00	0.00		
Fund Reconciliation								
091 CHARTER SCHOOLS SPECIAL REVENUE FUND								
Expenditure Detail	0.00	0.00	0.00	0.00				
Other Sources/Uses Detail					0.00	0.00		
Fund Reconciliation								
101 SPECIAL EDUCATION PASS-THROUGH FUND								
Expenditure Detail								
Other Sources/Uses Detail								
Fund Reconciliation								
111 ADULT EDUCATION FUND								
Expenditure Detail	0.00	0.00	0.00	0.00				
Other Sources/Uses Detail					0.00	0.00		
Fund Reconciliation								
121 CHILD DEVELOPMENT FUND								
Expenditure Detail	0.00	0.00	0.00	0.00				
Other Sources/Uses Detail					0.00	0.00		
Fund Reconciliation								
131 CAFETERIA SPECIAL REVENUE FUND								
Expenditure Detail	0.00	0.00	64,030.44	0.00				
Other Sources/Uses Detail					0.00	0.00		
Fund Reconciliation								
141 DEFERRED MAINTENANCE FUND								
Expenditure Detail	0.00	0.00			500,000.00	0.00		
Other Sources/Uses Detail								
Fund Reconciliation								
151 PUPIL TRANSPORTATION EQUIPMENT FUND								
Expenditure Detail	0.00	0.00						
Other Sources/Uses Detail					0.00	0.00		
Fund Reconciliation								
171 SPECIAL RESERVE FUND FOR OTHER THAN CAPITAL OUTLAY								
Expenditure Detail								
Other Sources/Uses Detail					0.00	0.00		
Fund Reconciliation								
181 SCHOOL BUS EMISSIONS REDUCTION FUND								
Expenditure Detail	0.00	0.00						
Other Sources/Uses Detail					0.00	0.00		
Fund Reconciliation								
191 FOUNDATION SPECIAL REVENUE FUND								
Expenditure Detail	0.00	0.00	0.00	0.00				
Other Sources/Uses Detail						0.00		
Fund Reconciliation								
201 SPECIAL RESERVE FUND FOR POSTEMPLOYMENT BENEFITS								
Expenditure Detail								
Other Sources/Uses Detail					272,490.72	303,182.00		
Fund Reconciliation								
211 BUILDING FUND								
Expenditure Detail	0.00	0.00						
Other Sources/Uses Detail					0.00	0.00		
Fund Reconciliation								
251 CAPITAL FACILITIES FUND								
Expenditure Detail	0.00	0.00						
Other Sources/Uses Detail					0.00	0.00		
Fund Reconciliation								

First Interim
2023-24 Projected Year Totals
SUMMARY OF INTERFUND ACTIVITIES
FOR ALL FUNDS

Description	Direct Costs - Interfund		Indirect Costs - Interfund		Interfund Transfers In 8900-8929	Interfund Transfers Out 7600-7629	Due From Other Funds 9310	Due To Other Funds 9610
	Transfers In 5750	Transfers Out 5750	Transfers In 7350	Transfers Out 7350				
301 STATE SCHOOL BUILDING LEASE/PURCHASE FUND								
Expenditure Detail	0.00	0.00						
Other Sources/Uses Detail					0.00	0.00		
Fund Reconciliation								
351 COUNTY SCHOOL FACILITIES FUND								
Expenditure Detail	0.00	0.00						
Other Sources/Uses Detail					0.00	0.00		
Fund Reconciliation								
401 SPECIAL RESERVE FUND FOR CAPITAL OUTLAY PROJECTS								
Expenditure Detail	0.00	0.00						
Other Sources/Uses Detail					0.00	0.00		
Fund Reconciliation								
491 CAP PROJ FUND FOR BLENDED COMPONENT UNITS								
Expenditure Detail	0.00	0.00						
Other Sources/Uses Detail					0.00	0.00		
Fund Reconciliation								
511 BOND INTEREST AND REDEMPTION FUND								
Expenditure Detail								
Other Sources/Uses Detail					0.00	0.00		
Fund Reconciliation								
521 DEBT SVC FUND FOR BLENDED COMPONENT UNITS								
Expenditure Detail								
Other Sources/Uses Detail					0.00	0.00		
Fund Reconciliation								
531 TAX OVERRIDE FUND								
Expenditure Detail								
Other Sources/Uses Detail					0.00	0.00		
Fund Reconciliation								
561 DEBT SERVICE FUND								
Expenditure Detail								
Other Sources/Uses Detail					0.00	0.00		
Fund Reconciliation								
571 FOUNDATION PERMANENT FUND								
Expenditure Detail	0.00	0.00	0.00	0.00				
Other Sources/Uses Detail						0.00		
Fund Reconciliation								
611 CAFETERIA ENTERPRISE FUND								
Expenditure Detail	0.00	0.00	0.00	0.00				
Other Sources/Uses Detail					0.00	0.00		
Fund Reconciliation								
621 CHARTER SCHOOLS ENTERPRISE FUND								
Expenditure Detail	0.00	0.00	0.00	0.00				
Other Sources/Uses Detail					0.00	0.00		
Fund Reconciliation								
631 OTHER ENTERPRISE FUND								
Expenditure Detail	0.00	0.00						
Other Sources/Uses Detail					0.00	0.00		
Fund Reconciliation								
661 WAREHOUSE REVOLVING FUND								
Expenditure Detail	0.00	0.00						
Other Sources/Uses Detail					0.00	0.00		
Fund Reconciliation								
671 SELF-INSURANCE FUND								
Expenditure Detail	0.00	0.00						
Other Sources/Uses Detail					0.00	0.00		
Fund Reconciliation								
711 RETIREE BENEFIT FUND								
Expenditure Detail								
Other Sources/Uses Detail					0.00			
Fund Reconciliation								
731 FOUNDATION PRIVATE-PURPOSE TRUST FUND								

First Interim
2023-24 Projected Year Totals
SUMMARY OF INTERFUND ACTIVITIES
FOR ALL FUNDS

Description	Direct Costs - Interfund		Indirect Costs - Interfund		Interfund Transfers In 8900-8929	Interfund Transfers Out 7600-7629	Due From Other Funds 9310	Due To Other Funds 9610
	Transfers In 5750	Transfers Out 5750	Transfers In 7350	Transfers Out 7350				
Expenditure Detail	0.00	0.00						
Other Sources/Uses Detail					0.00			
Fund Reconciliation								
76i WARRANT/PASS-THROUGH FUND								
Expenditure Detail								
Other Sources/Uses Detail								
Fund Reconciliation								
95i STUDENT BODY FUND								
Expenditure Detail								
Other Sources/Uses Detail								
Fund Reconciliation								
TOTALS	0.00	0.00	64,030.44	(64,030.44)	1,075,672.72	1,075,672.72		

Provide methodology and assumptions used to estimate ADA, enrollment, revenues, expenditures, reserves and fund balance, and multiyear commitments (including cost-of-living adjustments)

Deviations from the standards must be explained and may affect the interim certification

CRITERIA AND STANDARDS

1. CRITERION: Average Daily Attendance

STANDARD: Funded average daily attendance (ADA) for any of the current fiscal year or two subsequent fiscal years has not changed by more than two percent since budget adoption.

District's ADA Standard Percentage Range: -2.0% to +2.0%

1A. Calculating the District's ADA Variances

DATA ENTRY: Budget Adoption data that exist for the current year will be extracted; otherwise, enter data into the first column for all fiscal years. First Interim Projected Year Totals data that exist for the current year will be extracted; otherwise, enter data for all fiscal years. Enter district regular ADA and charter school ADA corresponding to financial data reported in the General Fund, only, for all fiscal years.

Estimated Funded ADA

Fiscal Year		Budget Adoption	First Interim	Percent Change	Status
		Budget (Form 01CS, Item 1A)	Projected Year Totals (Form AI, Lines A4 and C4)		
Current Year (2023-24)	District Regular	1,696.38	1,697.13		
	Charter School	0.00	0.00		
	Total ADA	1,696.38	1,697.13	0.0%	Met
1st Subsequent Year (2024-25)	District Regular	1,621.74	1,623.24		
	Charter School				
	Total ADA	1,621.74	1,623.24	-.1%	Met
2nd Subsequent Year (2025-26)	District Regular	1,586.48	1,588.75		
	Charter School				
	Total ADA	1,586.48	1,588.75	-.1%	Met

1B. Comparison of District ADA to the Standard

DATA ENTRY: Enter an explanation if the standard is not met.

1a. STANDARD MET - Funded ADA has not changed since budget adoption by more than two percent in any of the current year or two subsequent fiscal years.

Explanation:
(required if NOT met)

2. CRITERION: Enrollment

STANDARD: Projected enrollment for any of the current fiscal year or two subsequent fiscal years has not changed by more than two percent since budget adoption

District's Enrollment Standard Percentage Range:

2A. Calculating the District's Enrollment Variances

DATA ENTRY: Budget Adoption data that exist will be extracted; otherwise, enter data into the first column for all fiscal years. Enter data in the second column for all fiscal years. Enter district regular enrollment and charter school enrollment corresponding to financial data reported in the General Fund, only, for all fiscal years.

Fiscal Year	Enrollment		Percent Change	Status
	Budget Adoption (Form 01CS, Item 3B)	First Interim CBEDS/Projected		
Current Year (2023-24)	District Regular	1,684.00	1,605.00	
	Charter School			
	Total Enrollment	1,684.00	1,605.00	(4.7%)
1st Subsequent Year (2024-25)	District Regular		1,605.00	
	Charter School			
	Total Enrollment	0.00	1,605.00	0.0%
2nd Subsequent Year (2025-26)	District Regular		1,605.00	
	Charter School			
	Total Enrollment	0.00	1,605.00	0.0%

2B. Comparison of District Enrollment to the Standard

DATA ENTRY: Enter an explanation if the standard is not met

- 1a. STANDARD NOT MET - Enrollment projections have changed since budget adoption by more than two percent in any of the current year or two subsequent fiscal years. Provide reasons why the change(s) exceed the standard, a description of the methods and assumptions used in projecting enrollment, and what changes will be made to improve the accuracy of projections in this area.

Explanation:
(required if NOT met)

The district is in a declining enrollment mode. Numbers will be recalculated at 2nd interim.

3. CRITERION: ADA to Enrollment

STANDARD: Projected second period (P-2) average daily attendance (ADA) to enrollment ratio for any of the current fiscal year or two subsequent fiscal years has not increased from the historical average ratio from the three prior fiscal years by more than one half of one percent (0.5%)

3A. Calculating the District's ADA to Enrollment Standard

DATA ENTRY: Unaudited Actuals data that exist will be extracted into the P-2 ADA column for the First Prior Year; otherwise, enter First Prior Year data. P-2 ADA for the second and third prior years are preloaded. Budget Adoption data that exist will be extracted into the Enrollment column; otherwise, enter Enrollment data for all fiscal years. Data should reflect district regular and charter school ADA/enrollment corresponding to financial data reported in the General Fund, only, for all fiscal years.

Fiscal Year	P-2 ADA Unaudited Actuals (Form A, Lines A4 and C4)	Enrollment CBEDS Actual (Form 01CS, Item 2A)	Historical Ratio of ADA to Enrollment
Third Prior Year (2020-21)			
District Regular	1,810	1,783	
Charter School			
Total ADA/Enrollment	1,810	1,783	101.5%
Second Prior Year (2021-22)			
District Regular	1,598	1,783	
Charter School			
Total ADA/Enrollment	1,598	1,783	89.6%
First Prior Year (2022-23)			
District Regular	1,597	1,684	
Charter School			
Total ADA/Enrollment	1,597	1,684	94.8%
		Historical Average Ratio:	95.3%
		District's ADA to Enrollment Standard (historical average ratio plus 0.5%):	95.8%

3B. Calculating the District's Projected Ratio of ADA to Enrollment

DATA ENTRY: Estimated P-2 ADA will be extracted into the first column for the Current Year; enter data in the first column for the subsequent fiscal years. Data should reflect district regular and charter school ADA/enrollment corresponding to financial data reported in the General Fund, only, for all fiscal years. All other data are extracted.

Fiscal Year	Estimated P-2 ADA (Form A1, Lines A4 and C4)	Enrollment CBEDS/Projected (Criterion 2, Item 2A)	Ratio of ADA to Enrollment	Status
Current Year (2023-24)				
District Regular	1,589	1,605		
Charter School	0			
Total ADA/Enrollment	1,589	1,605	99.0%	Not Met
1st Subsequent Year (2024-25)				
District Regular	1,597	1,605		
Charter School				
Total ADA/Enrollment	1,597	1,605	99.5%	Not Met
2nd Subsequent Year (2025-26)				
District Regular	1,597	1,605		
Charter School				
Total ADA/Enrollment	1,597	1,605	99.5%	Not Met

3C. Comparison of District ADA to Enrollment Ratio to the Standard

DATA ENTRY: Enter an explanation if the standard is not met.

- 1a. STANDARD NOT MET - Projected P-2 ADA to enrollment ratio exceeds the standard in any of the current year or two subsequent fiscal years. Provide reasons why the projected ratio exceeds the district's historical average ratio by more than 0.5%

Explanation:
(required if NOT met)

The district is on a declining enrollment mode; enrollment has gone down from 2020-21 to current year.

4. CRITERION: LCFF Revenue

STANDARD: Projected LCFF revenue for any of the current fiscal year or two subsequent fiscal years has not changed by more than two percent since budget adoption.

District's LCFF Revenue Standard Percentage Range: -2.0% to +2.0%

4A. Calculating the District's Projected Change in LCFF Revenue

DATA ENTRY: Budget Adoption data that exist will be extracted; otherwise, enter data into the first column. In the First Interim column, Current Year data are extracted; enter data for the two subsequent years.

Fiscal Year	LCFF Revenue (Fund 01, Objects 8011, 8012, 8020-8089)		Percent Change	Status
	Budget Adoption (Form 01CS, Item 4B)	First Interim Projected Year Totals		
	Current Year (2023-24)	20,199,777.00		
1st Subsequent Year (2024-25)	20,013,785.00	19,901,646.00	(.6%)	Met
2nd Subsequent Year (2025-26)	18,850,214.00	20,147,766.00	6.9%	Not Met

4B. Comparison of District LCFF Revenue to the Standard

DATA ENTRY: Enter an explanation if the standard is not met.

- 1a. STANDARD NOT MET - Projected LCFF revenue has changed since budget adoption by more than two percent in any of the current year or two subsequent fiscal years. Provide reasons why the change(s) exceed the standard and a description of the methods and assumptions used in projecting LCFF revenue.

Explanation:
(required if NOT met)

Budget number for LCFF for FY 2024-25 was conservative.

5. CRITERION: Salaries and Benefits

STANDARD: Projected ratio of total unrestricted salaries and benefits to total unrestricted general fund expenditures for any of the current fiscal year or two subsequent fiscal years has not changed from the historical average ratio from the three prior fiscal years by more than the greater of three percent or the district's required reserves percentage.

5A. Calculating the District's Historical Average Ratio of Unrestricted Salaries and Benefits to Total Unrestricted General Fund Expenditures

DATA ENTRY: Unaudited Actuals data that exist for the First Prior Year will be extracted; otherwise, enter data for the First Prior Year. Unaudited Actuals data for the second and third prior years are preloaded

Fiscal Year	Unaudited Actuals - Unrestricted (Resources 0000-1999)		Ratio of Unrestricted Salaries and Benefits to Total Unrestricted Expenditures
	Salaries and Benefits	Total Expenditures	
	(Form 01, Objects 1000-3999)	(Form 01, Objects 1000-7499)	
Third Prior Year (2020-21)	19,012,538.48	21,966,549.86	86.6%
Second Prior Year (2021-22)	20,281,592.28	23,016,935.56	88.1%
First Prior Year (2022-23)	27,056,189.00	33,237,504.30	81.4%
	Historical Average Ratio:		85.4%

	Current Year (2023-24)	1st Subsequent Year (2024-25)	2nd Subsequent Year (2025-26)
District's Reserve Standard Percentage (Criterion 10B, Line 4)	3%	3%	3%
District's Salaries and Benefits Standard (historical average ratio, plus/minus the greater of 3% or the district's reserve standard percentage):	82.4% to 88.4%	82.4% to 88.4%	82.4% to 88.4%

5B. Calculating the District's Projected Ratio of Unrestricted Salaries and Benefits to Total Unrestricted General Fund Expenditures

DATA ENTRY: If Form MYPI exists, Projected Year Totals data for the two subsequent years will be extracted; if not, enter Projected Year Totals data. Projected Year Totals data for Current Year are extracted

Fiscal Year	Projected Year Totals - Unrestricted (Resources 0000-1999)		Ratio of Unrestricted Salaries and Benefits to Total Unrestricted Expenditures	Status
	Salaries and Benefits	Total Expenditures		
	(Form 011, Objects 1000-3999) (Form MYPI, Lines B1-B3)	(Form 011, Objects 1000-7499) (Form MYPI, Lines B1-B8, B10)		
Current Year (2023-24)	25,337,873.42	29,696,667.23	85.3%	Met
1st Subsequent Year (2024-25)	25,843,108.94	30,227,153.50	85.5%	Met
2nd Subsequent Year (2025-26)	26,357,786.94	30,741,831.50	85.7%	Met

5C. Comparison of District Salaries and Benefits Ratio to the Standard

DATA ENTRY: Enter an explanation if the standard is not met.

1a STANDARD MET - Ratio of total unrestricted salaries and benefits to total unrestricted expenditures has met the standard for the current year and two subsequent fiscal years

Explanation:
(required if NOT met)

6. CRITERION: Other Revenues and Expenditures

STANDARD: Projected operating revenues (including federal, other state and other local) or expenditures (including books and supplies, and services and other operating), for any of the current fiscal year or two subsequent fiscal years, have not changed by more than five percent since budget adoption. Changes that exceed five percent in any major object category must be explained.

District's Other Revenues and Expenditures Standard Percentage Range:	-5.0% to +5.0%
District's Other Revenues and Expenditures Explanation Percentage Range:	-5.0% to +5.0%

6A. Calculating the District's Change by Major Object Category and Comparison to the Explanation Percentage Range

DATA ENTRY: Budget Adoption data that exist will be extracted; otherwise, enter data into the first column. First Interim data for the Current Year are extracted. If First Interim Form MYPI exists, data for the two subsequent years will be extracted; if not, enter data for the two subsequent years into the second column. Explanations must be entered for each category if the percent change for any year exceeds the district's explanation percentage range.

Object Range / Fiscal Year	Budget Adoption	First Interim	Percent Change	Change Is Outside Explanation Range
	Budget (Form 01CS, Item 6B)	Projected Year Totals (Fund 01) (Form MYPI)		

Federal Revenue (Fund 01, Objects 8100-8299) (Form MYPI, Line A2)

Current Year (2023-24)	11,184,415.58	10,773,397.68	-3.7%	No
1st Subsequent Year (2024-25)	11,184,415.00	10,773,397.68	-3.7%	No
2nd Subsequent Year (2025-26)	11,184,415.00	10,773,397.68	-3.7%	No

Explanation:
(required if Yes)

Other State Revenue (Fund 01, Objects 8300-8599) (Form MYPI, Line A3)

Current Year (2023-24)	4,615,680.00	4,420,232.00	-4.2%	No
1st Subsequent Year (2024-25)	4,615,680.00	4,474,232.00	-3.1%	No
2nd Subsequent Year (2025-26)	4,615,680.00	4,420,232.00	-4.2%	No

Explanation:
(required if Yes)

Other Local Revenue (Fund 01, Objects 8600-8799) (Form MYPI, Line A4)

Current Year (2023-24)	946,935.76	1,053,769.76	11.3%	Yes
1st Subsequent Year (2024-25)	946,499.00	1,053,769.76	11.3%	Yes
2nd Subsequent Year (2025-26)	946,499.00	1,053,769.76	11.3%	Yes

Explanation:
(required if Yes)

Received more revenues than budgeted

Books and Supplies (Fund 01, Objects 4000-4999) (Form MYPI, Line B4)

Current Year (2023-24)	2,828,540.82	2,624,596.65	-7.2%	Yes
1st Subsequent Year (2024-25)	2,856,823.00	2,640,000.00	-7.6%	Yes
2nd Subsequent Year (2025-26)	2,885,392.00	2,640,000.00	-8.5%	Yes

Explanation:
(required if Yes)

Recalculated based on analysis of various programs.

Services and Other Operating Expenditures (Fund 01, Objects 5000-5999) (Form MYPI, Line B5)

Current Year (2023-24)	4,683,084.02	5,116,107.76	9.2%	Yes
1st Subsequent Year (2024-25)	4,729,914.00	5,120,000.00	8.2%	Yes
2nd Subsequent Year (2025-26)	4,777,213.00	5,120,000.00	7.2%	Yes

Explanation:
(required if Yes)

Recalculated based on analysis of various programs.

6B. Calculating the District's Change in Total Operating Revenues and Expenditures

DATA ENTRY: All data are extracted or calculated

Object Range / Fiscal Year	Budget Adoption	First Interim	Percent Change	Status
	Budget	Projected Year Totals		
Total Federal, Other State, and Other Local Revenue (Section 6A)				
Current Year (2023-24)	16,747,031.34	16,247,399.44	-3.0%	Met
1st Subsequent Year (2024-25)	16,746,594.00	16,301,399.44	-2.7%	Met
2nd Subsequent Year (2025-26)	16,746,594.00	16,247,399.44	-3.0%	Met
Total Books and Supplies, and Services and Other Operating Expenditures (Section 6A)				
Current Year (2023-24)	7,511,624.84	7,740,704.41	3.0%	Met
1st Subsequent Year (2024-25)	7,586,737.00	7,760,000.00	2.3%	Met
2nd Subsequent Year (2025-26)	7,682,605.00	7,760,000.00	1.3%	Met

6C. Comparison of District Total Operating Revenues and Expenditures to the Standard Percentage Range

DATA ENTRY: Explanations are linked from Section 6A if the status in Section 6B is Not Met; no entry is allowed below.

1a STANDARD MET - Projected total operating revenues have not changed since budget adoption by more than the standard for the current year and two subsequent fiscal years

Explanation:

Federal Revenue
(linked from 6A
if NOT met)

Explanation:

Other State Revenue
(linked from 6A
if NOT met)

Explanation:

Other Local Revenue
(linked from 6A
if NOT met)

1b STANDARD MET - Projected total operating expenditures have not changed since budget adoption by more than the standard for the current year and two subsequent fiscal years

Explanation:

Books and Supplies
(linked from 6A
if NOT met)

Explanation:

Services and Other Exps
(linked from 6A
if NOT met)

7. CRITERION: Facilities Maintenance

STANDARD: Identify changes that have occurred since budget adoption in the projected contributions for facilities maintenance funding as required pursuant to Education Code Section 17070.75, or in how the district is providing adequately to preserve the functionality of its facilities for their normal life in accordance with Education Code sections 52060(d)(1) and 17002(d)(1).

Determining the District's Compliance with the Contribution Requirement for EC Section 17070.75 - Ongoing and Major Maintenance/Restricted Maintenance Account (OMMA/RMA)

NOTE: EC Section 17070.75 requires the district to deposit into the account a minimum amount equal to or greater than three percent of the total general fund expenditures and other financing uses for that fiscal year. Statute exclude the following resource codes from the total general fund expenditures calculation: 3212, 3213, 3214, 3216, 3218, 3219, 3225, 3226, 3227, 3228, 5316, 5632, 5633, 5634, 7027, and 7690.

DATA ENTRY: Enter the Required Minimum Contribution if Budget data does not exist. Budget data that exist will be extracted; otherwise, enter budget data into lines 1, if applicable, and 2. All other data are extracted.

	Required Minimum Contribution	First Interim Contribution Projected Year Totals (Fund 01, Resource 8150, Objects 8900-8999)	Status
1. OMMA/RMA Contribution	1,044,063.43	800,000.00	Not Met
2. Budget Adoption Contribution (information only) (Form 01CS, Criterion 7)		800,000.00	

If status is not met, enter an X in the box that best describes why the minimum required contribution was not made:

- Not applicable (district does not participate in the Leroy F. Greene School Facilities Act of 1998)
- Exempt (due to district's small size [EC Section 17070.75 (b)(2)(E)])
- Other (explanation must be provided)

Explanation:
(required if NOT met
and Other is marked)

Will adjust at 2nd interim and unaudited actual reporting.

8. CRITERION: Deficit Spending

STANDARD: Unrestricted deficit spending (total unrestricted expenditures and other financing uses is greater than total unrestricted revenues and other financing sources) as a percentage of total unrestricted expenditures and other financing uses, has not exceeded one-third of the district's available reserves* as a percentage of total expenditures and other financing uses* in any of the current fiscal year or two subsequent fiscal years

*Available reserves are the unrestricted amounts in the Stabilization Arrangements, Reserve for Economic Uncertainties, and Unassigned/Unappropriated accounts in the General Fund and the Special Reserve Fund for Other Than Capital Outlay Projects. Available reserves will be reduced by any negative ending balances in restricted resources in the General Fund

*A school district that is the Administrative Unit of a Special Education Local Plan Area (SELPA) may exclude from its expenditures the distribution of funds to its participating members

8A. Calculating the District's Deficit Spending Standard Percentage Levels

DATA ENTRY: All data are extracted or calculated.

	Current Year (2023-24)	1st Subsequent Year (2024-25)	2nd Subsequent Year (2025-26)
District's Available Reserve Percentages (Criterion 10C, Line 9)	28.3%	21.1%	12.2%
District's Deficit Spending Standard Percentage Levels (one-third of available reserve percentage):	9.4%	7.0%	4.1%

8B. Calculating the District's Deficit Spending Percentages

DATA ENTRY: Current Year data are extracted. If Form MYPI exists, data for the two subsequent years will be extracted; if not, enter data for the two subsequent years into the first and second columns.

Fiscal Year	Projected Year Totals			Status
	Net Change in Unrestricted Fund Balance (Form 011, Section E) (Form MYPI, Line C)	Total Unrestricted Expenditures and Other Financing Uses (Form 011, Objects 1000- 7999) (Form MYPI, Line B11)	Deficit Spending Level (If Net Change in Unrestricted Fund Balance is negative, else N/A)	
Current Year (2023-24)	(2,546,258.76)	30,469,157.95	8.4%	Met
1st Subsequent Year (2024-25)	(3,255,548.85)	30,999,644.22	10.5%	Not Met
2nd Subsequent Year (2025-26)	(3,524,106.85)	31,514,322.22	11.2%	Not Met

8C. Comparison of District Deficit Spending to the Standard

DATA ENTRY: Enter an explanation if the standard is not met.

- 1a. STANDARD NOT MET - Unrestricted deficit spending has exceeded the standard percentage level in any of the current year or two subsequent fiscal years. Provide reasons for the deficit spending, a description of the methods and assumptions used in balancing the unrestricted budget, and what changes will be made to ensure that the budget deficits are eliminated or are balanced within the standard.

Explanation:
(required if NOT met)

These are conservative numbers. Will recalculate at 2nd interim when more data and actual numbers are available.

9 CRITERION: Fund and Cash Balances

A FUND BALANCE STANDARD: Projected general fund balance will be positive at the end of the current fiscal year and two subsequent fiscal years.

9A-1. Determining if the District's General Fund Ending Balance is Positive

DATA ENTRY: Current Year data are extracted. If Form MYPI exists, data for the two subsequent years will be extracted; if not, enter data for the two subsequent years.

Fiscal Year	Ending Fund Balance General Fund Projected Year Totals		Status
	(Form 011, Line F2) (Form MYPI, Line D2)		
Current Year (2023-24)	20,045,467.76		Met
1st Subsequent Year (2024-25)	16,297,092.70		Met
2nd Subsequent Year (2025-26)	12,166,795.64		Met

9A-2. Comparison of the District's Ending Fund Balance to the Standard

DATA ENTRY: Enter an explanation if the standard is not met.

1a STANDARD MET - Projected general fund ending balance is positive for the current fiscal year and two subsequent fiscal years.

Explanation:
(required if NOT met)

B CASH BALANCE STANDARD: Projected general fund cash balance will be positive at the end of the current fiscal year.

9B-1. Determining if the District's Ending Cash Balance is Positive

DATA ENTRY: If Form CASH exists, data will be extracted; if not, data must be entered below.

Fiscal Year	Ending Cash Balance General Fund		Status
	(Form CASH, Line F, June Column)		
Current Year (2023-24)	22,977,668.45		Met

9B-2. Comparison of the District's Ending Cash Balance to the Standard

DATA ENTRY: Enter an explanation if the standard is not met.

1a STANDARD MET - Projected general fund cash balance will be positive at the end of the current fiscal year.

Explanation:
(required if NOT met)

10. CRITERION: Reserves

STANDARD: Available reserves¹ for any of the current fiscal year or two subsequent fiscal years are not less than the following percentages or amounts² as applied to total expenditures and other financing uses³:

DATA ENTRY: Current Year data are extracted. If Form MYPI exists, 1st and 2nd Subsequent Year data will be extracted. If not, enter district regular ADA and charter school ADA corresponding to financial data reported in the General Fund, only, for the two subsequent years.

Percentage Level	District ADA
5% or \$80,000 (greater of)	0 to 300
4% or \$80,000 (greater of)	301 to 1,000
3%	1,001 to 30,000
2%	30,001 to 400,000
1%	400,001 and over

¹ Available reserves are the unrestricted amounts in the Stabilization Arrangements, Reserve for Economic Uncertainties, and Unassigned/Unappropriated accounts in the General Fund and Special Reserve Fund for Other Than Capital Outlay Projects. Available reserves will be reduced by any negative ending balances in restricted resources in the General Fund.

² Dollar amounts to be adjusted annually by the prior year statutory cost-of-living adjustment (Education Code Section 42238), rounded to the nearest thousand.

³ A school district that is the Administrative Unit (AU) of a Special Education Local Plan Area (SELPA) may exclude from its expenditures the distribution of funds to its participating members.

	Current Year (2023-24)	1st Subsequent Year (2024-25)	2nd Subsequent Year (2025-26)
District Estimated P-2 ADA (Current Year, Form AI, Lines A4 and C4, Subsequent Years, Form MYPI, Line F2, if available)	1,588.75	1,597.13	1,597.13
District's Reserve Standard Percentage Level:	3%	3%	3%

10A. Calculating the District's Special Education Pass-through Exclusions (only for districts that serve as the AU of a SELPA)

DATA ENTRY: For SELPA AUs, if Form MYPI exists, all data will be extracted including the Yes/No button selection. If not, click the appropriate Yes or No button for item 1 and, if Yes, enter data for item 2a and for the two subsequent years in item 2b. Current Year data are extracted.

For districts that serve as the AU of a SELPA (Form MYPI, Lines F1a, F1b1, and F1b2):

1. Do you choose to exclude from the reserve calculation the pass-through funds distributed to SELPA members?
2. If you are the SELPA AU and are excluding special education pass-through funds:
 - a. Enter the name(s) of the SELPA(s): _____

	Current Year Projected Year Totals (2023-24)	1st Subsequent Year (2024-25)	2nd Subsequent Year (2025-26)
b. Special Education Pass-through Funds (Fund 10, resources 3300-3499, 6500-6540 and 6546, objects 7211-7213 and 7221-7223)	0.00		

10B. Calculating the District's Reserve Standard

DATA ENTRY: If Form MYPI exists, all data will be extracted or calculated. If not, enter data for line 1 for the two subsequent years; Current Year data are extracted.

	Current Year Projected Year Totals (2023-24)	1st Subsequent Year (2024-25)	2nd Subsequent Year (2025-26)
1. Expenditures and Other Financing Uses (Form 01I, objects 1000-7999) (Form MYPI, Line B11)	39,654,474.45	40,254,602.50	40,828,644.50
2. Plus: Special Education Pass-through (Criterion 10A, Line 2b, if Criterion 10A, Line 1 is No)			
3. Total Expenditures and Other Financing Uses (Line B1 plus Line B2)	39,654,474.45	40,254,602.50	40,828,644.50

- 4. Reserve Standard Percentage Level
- 5. Reserve Standard - by Percent
(Line B3 times Line B4)
- 6. Reserve Standard - by Amount
(\$80,000 for districts with 0 to 1,000 ADA, else 0)
- 7. District's Reserve Standard
(Greater of Line B5 or Line B6)

3%	3%	3%
1,189,634.23	1,207,638.08	1,224,859.34
0.00	0.00	0.00
1,189,634.23	1,207,638.08	1,224,859.34

10C. Calculating the District's Available Reserve Amount

DATA ENTRY: All data are extracted from fund data and Form MYPI. If Form MYPI does not exist, enter data for the two subsequent years.

Reserve Amounts (Unrestricted resources 0000-1999 except Line 4)	Current Year	1st Subsequent Year	2nd Subsequent Year
	Projected Year Totals (2023-24)	(2024-25)	(2025-26)
1. General Fund - Stabilization Arrangements (Fund 01, Object 9750) (Form MYPI, Line E1a)	0.00		
2. General Fund - Reserve for Economic Uncertainties (Fund 01, Object 9789) (Form MYPI, Line E1b)	1,200,000.00	1,207,636.00	1,224,860.00
3. General Fund - Unassigned/Unappropriated Amount (Fund 01, Object 9790) (Form MYPI, Line E1c)	10,040,993.64	7,277,808.79	3,736,477.94
4. General Fund - Negative Ending Balances in Restricted Resources (Fund 01, Object 979Z, if negative, for each of resources 2000-9999) (Form MYPI, Line E1d)	0.00	0.00	0.00
5. Special Reserve Fund - Stabilization Arrangements (Fund 17, Object 9750) (Form MYPI, Line E2a)	0.00		
6. Special Reserve Fund - Reserve for Economic Uncertainties (Fund 17, Object 9789) (Form MYPI, Line E2b)	0.00		
7. Special Reserve Fund - Unassigned/Unappropriated Amount (Fund 17, Object 9790) (Form MYPI, Line E2c)	0.00		
8. District's Available Reserve Amount (Lines C1 thru C7)	11,240,993.64	8,485,444.79	4,961,337.94
9. District's Available Reserve Percentage (Information only) (Line 8 divided by Section 10B, Line 3)	28.35%	21.08%	12.15%
District's Reserve Standard (Section 10B, Line 7):	1,189,634.23	1,207,638.08	1,224,859.34
Status:	Met	Met	Met

10D. Comparison of District Reserve Amount to the Standard

DATA ENTRY: Enter an explanation if the standard is not met.

1a STANDARD MET - Available reserves have met the standard for the current year and two subsequent fiscal years

Explanation:
(required if NOT met)

SUPPLEMENTAL INFORMATION

DATA ENTRY: Click the appropriate Yes or No button for items S1 through S4. Enter an explanation for each Yes answer.

S1. Contingent Liabilities

1a. Does your district have any known or contingent liabilities (e.g., financial or program audits, litigation, state compliance reviews) that have occurred since budget adoption that may impact the budget?

1b. If Yes, identify the liabilities and how they may impact the budget:

S2. Use of One-time Revenues for Ongoing Expenditures

1a. Does your district have ongoing general fund expenditures funded with one-time revenues that have changed since budget adoption by more than five percent?

1b. If Yes, identify the expenditures and explain how the one-time resources will be replaced to continue funding the ongoing expenditures in the following fiscal years:

S3. Temporary Interfund Borrowings

1a. Does your district have projected temporary borrowings between funds?
(Refer to Education Code Section 42603)

1b. If Yes, identify the interfund borrowings:

S4. Contingent Revenues

1a. Does your district have projected revenues for the current fiscal year or either of the two subsequent fiscal years contingent on reauthorization by the local government, special legislation, or other definitive act (e.g., parcel taxes, forest reserves)?

1b. If Yes, identify any of these revenues that are dedicated for ongoing expenses and explain how the revenues will be replaced or expenditures reduced:

S5. Contributions

Identify projected contributions from unrestricted resources in the general fund to restricted resources in the general fund for the current fiscal year and two subsequent fiscal years. Provide an explanation if contributions have changed by more than \$20,000 and more than five percent since budget adoption.

Identify projected transfers to or from the general fund to cover operating deficits in either the general fund or any other fund for the current fiscal year and two subsequent fiscal years. Provide an explanation if transfers have changed by more than \$20,000 and more than five percent since budget adoption.

Identify capital project cost overruns that have occurred since budget adoption that may impact the general fund budget.

District's Contributions and Transfers Standard: -5.0% to +5.0% or -\$20,000 to +\$20,000

S5A. Identification of the District's Projected Contributions, Transfers, and Capital Projects that may Impact the General Fund

DATA ENTRY: Budget Adoption data that exist will be extracted; otherwise, enter data into the first column. For Contributions, the First Interim's Current Year data will be extracted. Enter First Interim Contributions for the 1st and 2nd Subsequent Years. For Transfers In and Transfers Out, the First Interim's Current Year data will be extracted. If Form MYPI exists, the data will be extracted into the First Interim column for the 1st and 2nd Subsequent Years. If Form MYPI does not exist, enter data for 1st and 2nd Subsequent Years. Click on the appropriate button for Item 1d; all other data will be calculated.

Description / Fiscal Year	Budget Adoption (Form 01CS, Item S5A)	First Interim Projected Year Totals	Percent Change	Amount of Change	Status
1a Contributions, Unrestricted General Fund (Fund 01, Resources 0000-1999, Object 8980)					
Current Year (2023-24)	(1,983,568.46)	(1,983,568.46)	0.0%	0.00	Met
1st Subsequent Year (2024-25)	(1,983,568.00)	(1,983,568.00)	0.0%	0.00	Met
2nd Subsequent Year (2025-26)	(1,983,568.00)	(1,983,568.00)	0.0%	0.00	Met
1b Transfers In, General Fund *					
Current Year (2023-24)	303,182.00	303,182.00	0.0%	0.00	Met
1st Subsequent Year (2024-25)	303,182.00	303,182.00	0.0%	0.00	Met
2nd Subsequent Year (2025-26)	303,182.00	303,182.00	0.0%	0.00	Met
1c Transfers Out, General Fund *					
Current Year (2023-24)	272,490.72	772,490.72	183.5%	500,000.00	Not Met
1st Subsequent Year (2024-25)	272,490.72	772,490.72	183.5%	500,000.00	Not Met
2nd Subsequent Year (2025-26)	272,490.72	772,490.72	183.5%	500,000.00	Not Met

1d Capital Project Cost Overruns

Have capital project cost overruns occurred since budget adoption that may impact the general fund operational budget?

No

* Include transfers used to cover operating deficits in either the general fund or any other fund

S5B. Status of the District's Projected Contributions, Transfers, and Capital Projects

DATA ENTRY: Enter an explanation if Not Met for items 1a-1c or if Yes for Item 1d.

1a MET - Projected contributions have not changed since budget adoption by more than the standard for the current year and two subsequent fiscal years.

Explanation:
(required if NOT met)

1b MET - Projected transfers in have not changed since budget adoption by more than the standard for the current year and two subsequent fiscal years.

Explanation:
(required if NOT met)

1c. NOT MET - The projected transfers out of the general fund have changed since budget adoption by more than the standard for any of the current year or subsequent two fiscal years. Identify the amounts transferred, by fund, and whether transfers are ongoing or one-time in nature. If ongoing, explain the district's plan, with timeframes, for reducing or eliminating the transfers.

Explanation:
(required if NOT met)

Added transfer from General Fund to Deferred Maintenance Fund for \$500,000; but reduced the fund balance assignment amount from \$4 million to \$3.5 million.

1d. NO - There have been no capital project cost overruns occurring since budget adoption that may impact the general fund operational budget.

Project Information:
(required if YES)

Total Annual Payments:	0	0	0	0
Has total annual payment increased over prior year (2022-23)?	No	No	No	No

S6B. Comparison of the District's Annual Payments to Prior Year Annual Payment

DATA ENTRY: Enter an explanation if Yes.

- 1a. No - Annual payments for long-term commitments have not increased in one or more of the current and two subsequent fiscal years.

Explanation:
(Required if Yes
to increase in total
annual payments)

S6C. Identification of Decreases to Funding Sources Used to Pay Long-term Commitments

DATA ENTRY: Click the appropriate Yes or No button in Item 1; if Yes, an explanation is required in Item 2.

1. Will funding sources used to pay long-term commitments decrease or expire prior to the end of the commitment period, or are they one-time sources?

n/a

2. No - Funding sources will not decrease or expire prior to the end of the commitment period, and one-time funds are not being used for long-term commitment.

Explanation:
(Required if Yes)

S7. Unfunded Liabilities

Identify any changes in estimates for unfunded liabilities since budget adoption, and indicate whether the changes are the result of a new actuarial valuation.

S7A. Identification of the District's Estimated Unfunded Liability for Postemployment Benefits Other Than Pensions (OPEB)

DATA ENTRY: Click the appropriate button(s) for items 1a-1c, as applicable. Budget Adoption data that exist (Form 01CS, Item S7A) will be extracted; otherwise, enter Budget Adoption and First Interim data in items 2-4.

1 a. Does your district provide postemployment benefits other than pensions (OPEB)? (If No, skip items 1b-4)

Yes

b. If Yes to Item 1a, have there been changes since budget adoption in OPEB liabilities?

Yes

c. If Yes to Item 1a, have there been changes since budget adoption in OPEB contributions?

No

		Budget Adoption (Form 01CS, Item S7A)	First Interim
2	OPEB Liabilities		
	a. Total OPEB liability	4,530,182.00	4,648,600.00
	b. OPEB plan(s) fiduciary net position (if applicable)		0.00
	c. Total/Net OPEB liability (Line 2a minus Line 2b)	4,530,182.00	4,648,600.00

Data must be entered.

		Actuarial	Actuarial
	d. Is total OPEB liability based on the district's estimate or an actuarial valuation?		
	e. If based on an actuarial valuation, indicate the measurement date of the OPEB valuation.	Jun 30, 2022	Jun 30, 2023

		Budget Adoption (Form 01CS, Item S7A)	First Interim
3	OPEB Contributions		
	a. OPEB actuarially determined contribution (ADC) if available, per actuarial valuation or Alternative Measurement Method		
	Current Year (2023-24)	0.00	0.00
	1st Subsequent Year (2024-25)	0.00	0.00
	2nd Subsequent Year (2025-26)	0.00	0.00

	b. OPEB amount contributed (for this purpose, include premiums paid to a self-insurance fund) (Funds 01-70, objects 3701-3752)		
	Current Year (2023-24)	443,007.00	443,007.00
	1st Subsequent Year (2024-25)	290,133.00	290,133.00
	2nd Subsequent Year (2025-26)	290,133.00	290,133.00

	c. Cost of OPEB benefits (equivalent of "pay-as-you-go" amount)		
	Current Year (2023-24)	317,857.00	317,857.00
	1st Subsequent Year (2024-25)	269,525.00	267,525.00
	2nd Subsequent Year (2025-26)	264,185.00	264,185.00

	d. Number of retirees receiving OPEB benefits		
	Current Year (2023-24)		18
	1st Subsequent Year (2024-25)		18
	2nd Subsequent Year (2025-26)		18

Data must be entered.

Data must be entered.

Data must be entered.

4. Comments:

S7B. Identification of the District's Unfunded Liability for Self-insurance Programs

DATA ENTRY: Click the appropriate button(s) for items 1a-1c, as applicable. Budget Adoption data that exist (Form 01CS, Item S7B) will be extracted; otherwise, enter Budget Adoption and First Interim data in items 2-4.

- 1 a. Does your district operate any self-insurance programs such as workers' compensation, employee health and welfare, or property and liability? (Do not include OPEB; which is covered in Section S7A) (If No, skip items 1b-4) No
- b. If Yes to item 1a, have there been changes since budget adoption in self-insurance liabilities? n/a
- c. If Yes to item 1a, have there been changes since budget adoption in self-insurance contributions? n/a

2 Self-Insurance Liabilities

	Budget Adoption (Form 01CS, Item S7B)	First Interim
a. Accrued liability for self-insurance programs		
b. Unfunded liability for self-insurance programs		

3 Self-Insurance Contributions

	Budget Adoption (Form 01CS, Item S7B)	First Interim
a. Required contribution (funding) for self-insurance programs		
Current Year (2023-24)	0.00	
1st Subsequent Year (2024-25)	0.00	
2nd Subsequent Year (2025-26)	0.00	

b. Amount contributed (funded) for self-insurance programs

Current Year (2023-24)	0.00	
1st Subsequent Year (2024-25)	0.00	
2nd Subsequent Year (2025-26)	0.00	

4 Comments:

S8. Status of Labor Agreements

Analyze the status of all employee labor agreements. Identify new labor agreements that have been ratified since budget adoption, as well as new commitments provided as part of previously ratified multiyear agreements; and include all contracts, including all administrator contracts (and including all compensation). For new agreements, indicate the date of the required board meeting. Compare the increase in new commitments to the projected increase in ongoing revenues, and explain how these commitments will be funded in future fiscal years. If salary and benefit negotiations are not finalized, upon settlement with certificated or classified staff:

The school district must determine the cost of the settlement, including salaries, benefits, and any other agreements that change costs, and provide the county office of education (COE) with an analysis of the cost of the settlement and its impact on the operating budget.

The county superintendent shall review the analysis relative to the criteria and standards and may provide written comments to the president of the district governing board and superintendent.

S8A. Cost Analysis of District's Labor Agreements - Certificated (Non-management) Employees

DATA ENTRY: Click the appropriate Yes or No button for "Status of Certificated Labor Agreements as of the Previous Reporting Period." There are no extractions in this section.

Status of Certificated Labor Agreements as of the Previous Reporting Period

Were all certificated labor negotiations settled as of budget adoption?

No

If Yes, complete number of FTEs, then skip to section S8B

If No, continue with section S8A

Certificated (Non-management) Salary and Benefit Negotiations

	Prior Year (2nd Interim) (2022-23)	Current Year (2023-24)	1st Subsequent Year (2024-25)	2nd Subsequent Year (2025-26)
Number of certificated (non-management) full-time-equivalent (FTE) positions	99.0	99.0	99.0	99.0

1a Have any salary and benefit negotiations been settled since budget adoption?

Yes

If Yes, and the corresponding public disclosure documents have been filed with the COE, complete questions 2 and 3

If Yes, and the corresponding public disclosure documents have not been filed with the COE, complete questions 2-5

If No, complete questions 6 and 7

1b Are any salary and benefit negotiations still unsettled?

No

If Yes, complete questions 6 and 7

Negotiations Settled Since Budget Adoption

2a Per Government Code Section 3547.5(a), date of public disclosure board meeting:

Oct 16, 2023

2b Per Government Code Section 3547.5(b), was the collective bargaining agreement certified by the district superintendent and chief business official?

Yes

If Yes, date of Superintendent and CBO certification:

Sep 27, 2023

3 Per Government Code Section 3547.5(c), was a budget revision adopted to meet the costs of the collective bargaining agreement?

Yes

If Yes, date of budget revision board adoption:

Dec 11, 2023

4 Period covered by the agreement:

Begin Date: Jul 01, 2023

End Date: Jun 30, 2024

5 Salary settlement:

	Current Year (2023-24)	1st Subsequent Year (2024-25)	2nd Subsequent Year (2025-26)
Is the cost of salary settlement included in the interim and multiyear projections (MYPs)?	Yes	Yes	Yes
One Year Agreement			
Total cost of salary settlement	1,137,948	1,159,863	1,182,294
% change in salary schedule from prior year	8.2%		
or			
Multiyear Agreement			
Total cost of salary settlement			
% change in salary schedule from prior year (may enter text, such as "Reopener")			

Identify the source of funding that will be used to support multiyear salary commitments:

General Fund LCFF growth and COLA

Negotiations Not Settled

6. Cost of a one percent increase in salary and statutory benefits

--

Current Year (2023-24)	1st Subsequent Year (2024-25)	2nd Subsequent Year (2025-26)
---------------------------	----------------------------------	----------------------------------

7. Amount included for any tentative salary schedule increases

--	--	--

Certificated (Non-management) Health and Welfare (H&W) Benefits

1. Are costs of H&W benefit changes included in the interim and MYPs?
2. Total cost of H&W benefits
3. Percent of H&W cost paid by employer
4. Percent projected change in H&W cost over prior year

Current Year (2023-24)	1st Subsequent Year (2024-25)	2nd Subsequent Year (2025-26)
Yes	Yes	Yes
160,150	160,150	160,150
20.1%	0.0%	0.0%

Certificated (Non-management) Prior Year Settlements Negotiated Since Budget Adoption

Are any new costs negotiated since budget adoption for prior year settlements included in the interim?

No

If Yes, amount of new costs included in the interim and MYPs
If Yes, explain the nature of the new costs:

--

Certificated (Non-management) Step and Column Adjustments

1. Are step & column adjustments included in the interim and MYPs?
2. Cost of step & column adjustments
3. Percent change in step & column over prior year

Current Year (2023-24)	1st Subsequent Year (2024-25)	2nd Subsequent Year (2025-26)
Yes	Yes	Yes

Certificated (Non-management) Attrition (layoffs and retirements)

1. Are savings from attrition included in the interim and MYPs?
2. Are additional H&W benefits for those laid-off or retired employees included in the interim and MYPs?

Current Year (2023-24)	1st Subsequent Year (2024-25)	2nd Subsequent Year (2025-26)
Yes	Yes	Yes
Yes	Yes	Yes

Certificated (Non-management) - Other

List other significant contract changes that have occurred since budget adoption and the cost impact of each change (i.e., class size, hours of employment, leave of absence, bonuses, etc.):

S8B. Cost Analysis of District's Labor Agreements - Classified (Non-management) Employees

DATA ENTRY: Click the appropriate Yes or No button for "Status of Classified Labor Agreements as of the Previous Reporting Period." There are no extractions in this section.

Status of Classified Labor Agreements as of the Previous Reporting Period

Were all classified labor negotiations settled as of budget adoption?

No

If Yes, complete number of FTEs, then skip to section S8C.
If No, continue with section S8B.

Classified (Non-management) Salary and Benefit Negotiations

	Prior Year (2nd Interim) (2022-23)	Current Year (2023-24)	1st Subsequent Year (2024-25)	2nd Subsequent Year (2025-26)
Number of classified (non-management) FTE positions	137.0	137.0	137.0	137.0

1a. Have any salary and benefit negotiations been settled since budget adoption?

Yes

If Yes, and the corresponding public disclosure documents have been filed with the COE, complete questions 2 and 3.
If Yes, and the corresponding public disclosure documents have not been filed with the COE, complete questions 2-5.
If No, complete questions 6 and 7.

1b. Are any salary and benefit negotiations still unsettled?

No

If Yes, complete questions 6 and 7.

Negotiations Settled Since Budget Adoption

2a. Per Government Code Section 3547.5(a), date of public disclosure board meeting:

Oct 16, 2023

2b. Per Government Code Section 3547.5(b), was the collective bargaining agreement certified by the district superintendent and chief business official?

Yes

If Yes, date of Superintendent and CBO certification:

Sep 27, 2023

3. Per Government Code Section 3547.5(c), was a budget revision adopted to meet the costs of the collective bargaining agreement?

Yes

If Yes, date of budget revision board adoption:

Dec 11, 2023

4. Period covered by the agreement:

Begin Date: Jul 01, 2023 End Date: Jun 30, 2024

5. Salary settlement:

	Current Year (2023-24)	1st Subsequent Year (2024-25)	2nd Subsequent Year (2025-26)
Is the cost of salary settlement included in the interim and multiyear projections (MYPs)?	Yes	Yes	Yes

One Year Agreement

Total cost of salary settlement	469,065	477,911	486,965
% change in salary schedule from prior year	8.2%		

or

Multiyear Agreement

Total cost of salary settlement			
% change in salary schedule from prior year (may enter text, such as "Reopener")			

Identify the source of funding that will be used to support multiyear salary commitments:

General Fund LCFF growth and COLA

Negotiations Not Settled

6. Cost of a one percent increase in salary and statutory benefits

[]

	Current Year (2023-24)	1st Subsequent Year (2024-25)	2nd Subsequent Year (2025-26)
--	---------------------------	----------------------------------	----------------------------------

7. Amount included for any tentative salary schedule increases

--	--	--

	Current Year (2023-24)	1st Subsequent Year (2024-25)	2nd Subsequent Year (2025-26)
Classified (Non-management) Health and Welfare (H&W) Benefits			
1. Are costs of H&W benefit changes included in the interim and MYPs?	Yes	Yes	Yes
2. Total cost of H&W benefits	160,150	163,353	166,620
3. Percent of H&W cost paid by employer			
4. Percent projected change in H&W cost over prior year	20.0%	2.0%	2.0%

Classified (Non-management) Prior Year Settlements Negotiated Since Budget Adoption
Are any new costs negotiated since budget adoption for prior year settlements included in the interim?

No		
----	--	--

If Yes, amount of new costs included in the interim and MYPs
If Yes, explain the nature of the new costs:

	Current Year (2023-24)	1st Subsequent Year (2024-25)	2nd Subsequent Year (2025-26)
Classified (Non-management) Step and Column Adjustments			
1. Are step & column adjustments included in the interim and MYPs?	Yes	Yes	Yes
2. Cost of step & column adjustments			
3. Percent change in step & column over prior year	2.0%	2.0%	2.0%

	Current Year (2023-24)	1st Subsequent Year (2024-25)	2nd Subsequent Year (2025-26)
Classified (Non-management) Attrition (layoffs and retirements)			
1. Are savings from attrition included in the interim and MYPs?	Yes	Yes	Yes
2. Are additional H&W benefits for those laid-off or retired employees included in the interim and MYPs?	Yes	Yes	Yes

Classified (Non-management) - Other

List other significant contract changes that have occurred since budget adoption and the cost impact of each (i.e., hours of employment, leave of absence, bonuses, etc.):

S8C. Cost Analysis of District's Labor Agreements - Management/Supervisor/Confidential Employees

DATA ENTRY: Click the appropriate Yes or No button for "Status of Management/Supervisor/Confidential Labor Agreements as of the Previous Reporting Period." There are no extractions in this section.

Status of Management/Supervisor/Confidential Labor Agreements as of the Previous Reporting Period

Were all managerial/confidential labor negotiations settled as of budget adoption?

No

If Yes or n/a, complete number of FTEs, then skip to S9.

If No, continue with section S8C.

Management/Supervisor/Confidential Salary and Benefit Negotiations

	Prior Year (2nd Interim) (2022-23)	Current Year (2023-24)	1st Subsequent Year (2024-25)	2nd Subsequent Year (2025-26)
Number of management, supervisor, and confidential FTE positions	21.0	21.0	21.0	21.0

1a. Have any salary and benefit negotiations been settled since budget adoption?

Yes

If Yes, complete question 2.

If No, complete questions 3 and 4.

1b. Are any salary and benefit negotiations still unsettled?

No

If Yes, complete questions 3 and 4.

Negotiations Settled Since Budget Adoption

2. Salary settlement:

Is the cost of salary settlement included in the interim and multi year projections (MYPs)?

Total cost of salary settlement

Change in salary schedule from prior year (may enter text, such as "Reopener")

	Current Year (2023-24)	1st Subsequent Year (2024-25)	2nd Subsequent Year (2025-26)
Yes	Yes	Yes	Yes
Total cost of salary settlement			
Change in salary schedule from prior year			

Negotiations Not Settled

3. Cost of a one percent increase in salary and statutory benefits

[Empty Box]

4. Amount included for any tentative salary schedule increases

	Current Year (2023-24)	1st Subsequent Year (2024-25)	2nd Subsequent Year (2025-26)
Amount included for any tentative salary schedule increases			

Management/Supervisor/Confidential Health and Welfare (H&W) Benefits

1. Are costs of H&W benefit changes included in the interim and MYPs?
2. Total cost of H&W benefits
3. Percent of H&W cost paid by employer
4. Percent projected change in H&W cost over prior year

	Current Year (2023-24)	1st Subsequent Year (2024-25)	2nd Subsequent Year (2025-26)
Are costs of H&W benefit changes included in the interim and MYPs?	Yes	Yes	Yes
Total cost of H&W benefits	33,365		
Percent of H&W cost paid by employer			
Percent projected change in H&W cost over prior year	20.1%		

Management/Supervisor/Confidential Step and Column Adjustments

1. Are step & column adjustments included in the interim and MYPs?
2. Cost of step & column adjustments
3. Percent change in step and column over prior year

	Current Year (2023-24)	1st Subsequent Year (2024-25)	2nd Subsequent Year (2025-26)
Are step & column adjustments included in the interim and MYPs?	Yes	Yes	Yes
Cost of step & column adjustments			
Percent change in step and column over prior year	2.0%	2.0%	2.0%

Management/Supervisor/Confidential Other Benefits (mileage, bonuses, etc.)

1. Are costs of other benefits included in the interim and MYPs?
2. Total cost of other benefits

	Current Year (2023-24)	1st Subsequent Year (2024-25)	2nd Subsequent Year (2025-26)
Are costs of other benefits included in the interim and MYPs?	Yes	Yes	Yes
Total cost of other benefits			

S8C. Cost Analysis of District's Labor Agreements - Management/Supervisor/Confidential Employees

DATA ENTRY: Click the appropriate Yes or No button for "Status of Management/Supervisor/Confidential Labor Agreements as of the Previous Reporting Period." There are no extractions in this section.

Status of Management/Supervisor/Confidential Labor Agreements as of the Previous Reporting Period

Were all managerial/confidential labor negotiations settled as of budget adoption?

No

If Yes or n/a, complete number of FTEs, then skip to S9

If No, continue with section S8C

Management/Supervisor/Confidential Salary and Benefit Negotiations

	Prior Year (2nd Interim) (2022-23)	Current Year (2023-24)	1st Subsequent Year (2024-25)	2nd Subsequent Year (2025-26)
Number of management, supervisor, and confidential FTE positions	21.0	21.0	21.0	21.0

1a Have any salary and benefit negotiations been settled since budget adoption?

Yes

If Yes, complete question 2

If No, complete questions 3 and 4

1b Are any salary and benefit negotiations still unsettled?

No

If Yes, complete questions 3 and 4.

Negotiations Settled Since Budget Adoption

2 Salary settlement:

	Current Year (2023-24)	1st Subsequent Year (2024-25)	2nd Subsequent Year (2025-26)
--	---------------------------	----------------------------------	----------------------------------

Is the cost of salary settlement included in the interim and multiyear projections (MYPs)?

Yes	Yes	Yes
-----	-----	-----

Total cost of salary settlement

Change in salary schedule from prior year (may enter text, such as "Reopener")

--	--	--

Negotiations Not Settled

3 Cost of a one percent increase in salary and statutory benefits

[Empty Box]

	Current Year (2023-24)	1st Subsequent Year (2024-25)	2nd Subsequent Year (2025-26)
--	---------------------------	----------------------------------	----------------------------------

4 Amount included for any tentative salary schedule increases

--	--	--

Management/Supervisor/Confidential

Health and Welfare (H&W) Benefits

1 Are costs of H&W benefit changes included in the interim and MYPs?

	Current Year (2023-24)	1st Subsequent Year (2024-25)	2nd Subsequent Year (2025-26)
--	---------------------------	----------------------------------	----------------------------------

Yes	Yes	Yes
-----	-----	-----

2 Total cost of H&W benefits

33,365		
--------	--	--

3 Percent of H&W cost paid by employer

--	--	--

4 Percent projected change in H&W cost over prior year

20.1%		
-------	--	--

Management/Supervisor/Confidential

Step and Column Adjustments

1 Are step & column adjustments included in the interim and MYPs?

	Current Year (2023-24)	1st Subsequent Year (2024-25)	2nd Subsequent Year (2025-26)
--	---------------------------	----------------------------------	----------------------------------

Yes	Yes	Yes
-----	-----	-----

2 Cost of step & column adjustments

--	--	--

3 Percent change in step and column over prior year

2.0%	2.0%	2.0%
------	------	------

Management/Supervisor/Confidential

Other Benefits (mileage, bonuses, etc.)

1 Are costs of other benefits included in the interim and MYPs?

	Current Year (2023-24)	1st Subsequent Year (2024-25)	2nd Subsequent Year (2025-26)
--	---------------------------	----------------------------------	----------------------------------

Yes	Yes	Yes
-----	-----	-----

2 Total cost of other benefits

--	--	--

3. Percent change in cost of other benefits over prior year

--	--	--

S9. Status of Other Funds

Analyze the status of other funds that may have negative fund balances at the end of the current fiscal year. If any other fund has a projected negative fund balance, prepare an interim report and multi year projection for that fund. Explain plans for how and when the negative fund balance will be addressed.

S9A. Identification of Other Funds with Negative Ending Fund Balances

DATA ENTRY: Click the appropriate button in Item 1. If Yes, enter data in Item 2 and provide the reports referenced in Item 1.

1. Are any funds other than the general fund projected to have a negative fund balance at the end of the current fiscal year?

If Yes, prepare and submit to the reviewing agency a report of revenues, expenditures, and changes in fund balance (e.g., an interim fund report) and a multi year projection report for each fund.

2. If Yes, identify each fund, by name and number, that is projected to have a negative ending fund balance for the current fiscal year. Provide reasons for the negative balance(s) and explain the plan for how and when the problem(s) will be corrected.

ADDITIONAL FISCAL INDICATORS

The following fiscal indicators are designed to provide additional data for reviewing agencies. A "Yes" answer to any single indicator does not necessarily suggest a cause for concern, but may alert the reviewing agency to the need for additional review. DATA ENTRY: Click the appropriate Yes or No button for items A2 through A9; Item A1 is automatically completed based on data from Criterion 9.

- A1. Do cash flow projections show that the district will end the current fiscal year with a negative cash balance in the general fund? (Data from Criterion 9B-1, Cash Balance, are used to determine Yes or No)

- A2. Is the system of personnel position control independent from the payroll system?

- A3. Is enrollment decreasing in both the prior and current fiscal years?

- A4. Are new charter schools operating in district boundaries that impact the district's enrollment, either in the prior or current fiscal year?

- A5. Has the district entered into a bargaining agreement where any of the current or subsequent fiscal years of the agreement would result in salary increases that are expected to exceed the projected state funded cost-of-living adjustment?

- A6. Does the district provide uncapped (100% employer paid) health benefits for current or retired employees?

- A7. Is the district's financial system independent of the county office system?

- A8. Does the district have any reports that indicate fiscal distress pursuant to Education Code Section 42127.6(a)? (If Yes, provide copies to the county office of education.)

- A9. Have there been personnel changes in the superintendent or chief business official positions within the last 12 months?

When providing comments for additional fiscal indicators, please include the item number applicable to each comment.

Comments:
(optional)

End of School District First Interim Criteria and Standards Review

**CENTRAL UNION SCHOOL DISTRICT
RESOLUTION #AA-12-11-2023**

**BEFORE THE BOARD OF TRUSTEES
OF THE CENTRAL UNION SCHOOL DISTRICT
KINGS COUNTY, CALIFORNIA**

IN THE MATTER OF

BUDGET TRANSFERS and REVISIONS - FISCAL YEAR 2023-2024

WHEREAS, it is anticipated that minor budget revisions will be required and expenditures during the remainder of the school year may exceed the remaining balances in certain budget classifications; and

WHEREAS, it is the desire of this Board to avoid delays in budget transfers and payment of liabilities of the District which may result if the Governing Board is required to adopt resolutions for budget transfers within a fund for the remainder of the school year; and

WHEREAS, Section 42601 of the Education Code provides for the eventuality of budget transfers required at the close of the fiscal year by authorizing the Governing Board of the School District to delegate to the Superintendent or the Deputy Superintendent the power to make such transfers as may be necessary to permit the payment of obligations incurred during the fiscal year.

NOW, THEREFORE, BE IT RESOLVED, that the Superintendent or Superintendent's Designee is hereby authorized and directed to make such business transfers as may be needed between the undistributed reserves, or reserves for contingencies and the various expenditures and/or revenue classifications, or balance any expenditure and/or revenue classifications, to permit the payment of obligations of the District incurred in the fiscal year 2023-2024.

The foregoing Resolution was adopted at a regular meeting of the Board of Trustees of the Central Union Elementary School District on this 11th day of December 2023, by the following vote:

	AYE	NO	ABSTAIN	ABSENT
<hr/>	<input type="checkbox"/>	<input type="checkbox"/>	<input type="checkbox"/>	<input type="checkbox"/>
Dale Davidson, Trustee Area 1	<input type="checkbox"/>	<input type="checkbox"/>	<input type="checkbox"/>	<input type="checkbox"/>
<hr/>	<input type="checkbox"/>	<input type="checkbox"/>	<input type="checkbox"/>	<input type="checkbox"/>
Jeffrey Gilcrease, Trustee Area 2	<input type="checkbox"/>	<input type="checkbox"/>	<input type="checkbox"/>	<input type="checkbox"/>
<hr/>	<input type="checkbox"/>	<input type="checkbox"/>	<input type="checkbox"/>	<input type="checkbox"/>
Sarah Strait, Trustee Area 3	<input type="checkbox"/>	<input type="checkbox"/>	<input type="checkbox"/>	<input type="checkbox"/>
<hr/>	<input type="checkbox"/>	<input type="checkbox"/>	<input type="checkbox"/>	<input type="checkbox"/>
Vacant, Trustee Area 4	<input type="checkbox"/>	<input type="checkbox"/>	<input type="checkbox"/>	<input type="checkbox"/>
<hr/>	<input type="checkbox"/>	<input type="checkbox"/>	<input type="checkbox"/>	<input type="checkbox"/>
Ceil Howe, III, Trustee Area 5				

I, _____, Clerk of the Board of Trustees of the Central Union School District, do hereby certify that the foregoing Resolution was regularly introduced, passed and adopted by the Board of Trustees at its meeting held on December 11th, 2023.

_____, Clerk
 Board of Trustees
 Central Union School District
 Kings County, California

Pending Budget Revision
Control Number 20240003
ResolutionNo. AA-12-11-2023

Fund: 0100 General Fund

FD---RE---Y-GO---FN---OB-----SI--L1-L2	Revised	Adjustments	Proposed
Income			
0100-0000-0-0000-0000-801100-000-00-0000	\$14,703,576.00	(\$637,325.00)	\$14,066,251.00
0100-1400-0-0000-0000-801200-000-00-0000	\$4,847,429.00	\$284,110.00	\$5,131,539.00
0100-0000-0-0000-0000-801900-000-00-0000	\$22,438.00	(\$22,438.00)	\$0.00
0100-0000-0-0000-0000-802100-000-00-0000	\$7,060.00	\$16,981.55	\$24,041.55
0100-0000-0-0000-0000-802900-000-00-0000	\$0.00	\$86.74	\$86.74
0100-0000-0-0000-0000-804100-000-00-0000	\$832,862.00	\$57,916.05	\$890,778.05
0100-0000-0-0000-0000-804200-000-00-0000	\$55,734.00	(\$1,187.63)	\$54,546.37
0100-0000-0-0000-0000-804300-000-00-0000	\$0.00	\$33,410.87	\$33,410.87
0100-0000-0-0000-0000-804400-000-00-0000	\$34,200.00	\$3,343.87	\$37,543.87
0100-0000-0-0000-0000-804500-000-00-0000	(\$289,401.00)	\$119,776.42	(\$169,624.58)
0100-0000-0-0000-0000-804700-000-00-0000	\$8,317.00	\$3,559.95	\$11,876.95
0100-3310-0-5760-0000-818100-000-00-0000	\$75,241.00	(\$3,402.00)	\$71,839.00
0100-4203-0-0000-0000-829000-000-00-0000	\$14,931.00	\$15,854.00	\$30,785.00
0100-4035-0-0000-0000-829000-000-00-0000	\$45,500.00	\$16,145.00	\$61,645.00
0100-3214-0-0000-0000-829000-000-00-0000	\$352,517.50	(\$265,181.50)	\$87,336.00
0100-3010-0-0000-0000-829000-000-00-0000	\$267,424.00	\$74,409.00	\$341,833.00
0100-3213-0-0000-0000-829000-000-00-0000	\$1,394,030.00	(\$248,842.40)	\$1,145,187.60
0100-0026-0-8100-5900-855000-520-00-0000	\$55,817.00	(\$55,817.00)	\$0.00
0100-0026-0-8100-5900-855000-000-00-0000	\$0.00	\$55,817.00	\$55,817.00
0100-7210-0-0000-0000-859000-000-00-0000	\$53,583.00	(\$53,583.00)	\$0.00
0100-7210-0-0000-0000-859000-525-00-0000	\$0.00	\$15,466.74	\$15,466.74
0100-7210-0-0000-0000-859000-323-00-0000	\$0.00	\$42,533.26	\$42,533.26
0100-2600-0-0000-0000-859000-000-00-0000	\$1,277,760.00	(\$195,448.00)	\$1,082,312.00
0100-0000-0-0000-0000-866000-000-00-0000	\$100,000.00	\$100,000.00	\$200,000.00
0100-0097-0-0000-7600-869900-107-00-0000	\$11,559.00	(\$700.00)	\$10,859.00
0100-6500-0-5760-0000-879200-000-00-0000	\$796,499.00	\$7,534.00	\$804,033.00
0100-0000-0-0000-0000-898000-000-00-0000	(\$1,150,000.00)	\$333,982.00	(\$816,018.00)
0100-0311-0-0000-0000-898000-000-31-0101	\$350,000.00	(\$350,000.00)	\$0.00
0100-0315-0-0000-0000-898000-000-00-0000	\$0.00	\$16,018.00	\$16,018.00
0100-0333-0-0000-3600-898010-121-00-0000	\$295,990.00	(\$295,990.00)	\$0.00
0100-0333-0-0000-3600-898010-000-00-0000	\$0.00	\$295,990.00	\$295,990.00
***Income Total	<u>\$24,163,066.50</u>	<u>(\$636,980.08)</u>	<u>\$23,526,086.42</u>

Expenses			
0100-3010-0-1110-1000-340100-525-55-0301	\$0.00	\$13,000.00	\$13,000.00
0100-3010-0-1110-1000-310100-525-55-0301	\$0.00	\$21,300.00	\$21,300.00
0100-0000-0-1110-1000-310100-323-00-0000	\$222,599.00	\$13,250.00	\$235,849.00
0100-0000-0-1110-1000-310100-525-00-0000	\$324,107.00	\$13,300.00	\$337,407.00
0100-0000-0-1110-1000-310100-424-00-0000	\$507,171.00	\$13,300.00	\$520,471.00
0100-0000-0-1110-1000-310100-222-00-0000	\$716,961.00	\$13,300.00	\$730,261.00
0100-0000-0-1110-1000-320100-424-00-0000	\$25.00	\$21.69	\$46.69
0100-0000-0-1110-1000-320100-525-00-0000	\$25.00	\$161.76	\$186.76
0100-0000-0-1110-1000-320100-222-00-0000	\$0.00	\$256.80	\$256.80
0100-2600-0-1110-8200-320200-525-00-0000	\$2,300.00	(\$2,300.00)	\$0.00

Pending Budget Revision
Control Number 20240003
ResolutionNo. AA-12-11-2023

Fund: 0100 General Fund

FD---RE---Y-GO---FN---OB-----SI--L1-L2	Revised	Adjustments	Proposed
Expenses			
0100-3010-0-1110-1000-320200-525-55-0303	\$11,802.00	(\$11,802.00)	\$0.00
0100-0000-0-1110-2495-320200-424-31-0201	\$0.00	\$12.58	\$12.58
0100-0000-0-1110-2495-320200-323-31-0201	\$0.00	\$22.02	\$22.02
0100-3219-0-1110-1000-320200-121-00-0000	\$0.00	\$400.00	\$400.00
0100-0315-0-1110-1000-320200-031-00-0000	\$0.00	\$1,382.45	\$1,382.45
0100-3219-0-1110-1000-320200-222-00-0000	\$6,373.00	(\$4,000.00)	\$2,373.00
0100-2600-0-1110-3140-320200-121-00-0000	\$783.00	\$1,800.00	\$2,583.00
0100-0332-0-1110-1000-320200-440-31-0306	\$5,600.00	\$4,150.00	\$9,750.00
0100-3010-0-1110-1000-320200-525-55-0301	\$0.00	\$11,600.00	\$11,600.00
0100-0000-0-0000-8200-320200-121-00-0000	\$16,667.00	(\$440.00)	\$16,227.00
0100-0332-0-1110-1000-320200-340-00-0000	\$0.00	\$16,273.00	\$16,273.00
0100-0332-0-1110-1000-320200-340-31-0306	\$35,644.00	(\$18,069.00)	\$17,575.00
0100-0332-0-1110-1000-320200-121-31-0306	\$0.00	\$25,748.00	\$25,748.00
0100-0000-0-1110-8200-320200-525-00-0000	\$30,191.00	\$4,150.00	\$34,341.00
0100-0000-0-1110-8200-320200-120-00-0000	\$30,948.00	\$4,150.00	\$35,098.00
0100-0332-0-1110-1000-320200-240-31-0306	\$38,318.00	\$4,146.00	\$42,464.00
0100-0000-0-1110-8200-320200-323-00-0000	\$41,086.00	\$4,150.00	\$45,236.00
0100-0332-0-1110-1000-320200-540-31-0306	\$45,698.00	\$4,150.00	\$49,848.00
0100-0000-0-1110-8200-320200-222-00-0000	\$55,638.00	\$4,150.00	\$59,788.00
0100-4203-0-1110-1000-330100-121-31-0305	\$47.79	(\$47.79)	\$0.00
0100-3010-0-1110-1000-330100-525-55-0302	\$1,793.00	(\$1,793.00)	\$0.00
0100-2600-0-1110-3140-330100-121-00-0000	\$0.00	\$40.00	\$40.00
0100-3218-0-1110-1000-330100-121-00-0000	\$0.00	\$321.04	\$321.04
0100-3010-0-1110-1000-330100-525-55-0301	\$0.00	\$1,600.00	\$1,600.00
0100-0000-0-1110-1000-330100-323-00-0000	\$16,899.00	\$6,650.00	\$23,549.00
0100-0000-0-1110-1000-330100-525-00-0000	\$24,605.00	\$6,650.00	\$31,255.00
0100-0000-0-1110-1000-330100-424-00-0000	\$38,503.00	\$6,650.00	\$45,153.00
0100-0000-0-1110-1000-330100-222-00-0000	\$55,888.00	\$6,650.00	\$62,538.00
0100-0000-0-1110-1000-330200-340-00-0000	\$400.00	(\$400.00)	\$0.00
0100-0332-0-1160-1000-330200-440-31-0306	\$619.00	(\$619.00)	\$0.00
0100-2600-0-1110-8200-330200-525-00-0000	\$1,950.00	(\$1,950.00)	\$0.00
0100-3010-0-1110-1000-330200-525-55-0303	\$3,559.00	(\$3,559.00)	\$0.00
0100-0000-0-1110-2495-330200-323-31-0201	\$0.00	\$6.32	\$6.32
0100-0000-0-1110-2495-330200-424-31-0201	\$0.00	\$27.67	\$27.67
0100-0000-0-5760-1110-330200-323-00-0000	\$0.00	\$100.00	\$100.00
0100-0000-0-1110-1000-330200-525-31-0202	\$0.00	\$159.89	\$159.89
0100-0000-0-5760-1110-330200-525-00-0000	\$300.00	(\$100.00)	\$200.00
0100-0000-0-1110-1000-330200-525-55-0303	\$0.00	\$230.79	\$230.79
0100-0000-0-1110-1000-330200-340-31-0306	\$30.00	\$400.00	\$430.00
0100-0315-0-1110-1000-330200-031-00-0000	\$0.00	\$520.02	\$520.02
0100-0000-0-1110-1000-330200-525-31-0306	\$0.00	\$580.10	\$580.10
0100-3219-0-1110-1000-330200-222-00-0000	\$1,827.00	(\$1,100.00)	\$727.00
0100-3219-0-1110-1000-330200-121-00-0000	\$0.00	\$1,100.00	\$1,100.00
0100-2600-0-1110-3140-330200-121-00-0000	\$225.00	\$1,950.00	\$2,175.00

Pending Budget Revision
Control Number 20240003
 ResolutionNo. AA-12-11-2023

Fund: 0100 General Fund

FD---RE---Y-GO---FN---OB-----SI--L1-L2	Revised	Adjustments	Proposed
Expenses			
0100-3010-0-1110-1000-330200-525-55-0301	\$0.00	\$3,300.00	\$3,300.00
0100-0332-0-1110-1000-330200-340-00-0000	\$0.00	\$4,212.00	\$4,212.00
0100-0332-0-1110-1000-330200-440-31-0306	\$12,879.00	(\$7,402.20)	\$5,476.80
0100-0332-0-1110-1000-330200-340-31-0306	\$10,609.00	(\$4,212.00)	\$6,397.00
0100-0000-0-1110-2420-330200-424-00-0000	\$3,054.00	\$4,150.00	\$7,204.00
0100-0000-0-1110-2420-330200-323-00-0000	\$3,361.00	\$4,150.00	\$7,511.00
0100-0000-0-1110-2420-330200-525-00-0000	\$3,454.00	\$4,150.00	\$7,604.00
0100-0000-0-1110-1000-330200-525-00-0000	\$8,702.00	(\$970.78)	\$7,731.22
0100-0332-0-1110-1000-330200-121-31-0306	\$0.00	\$7,766.00	\$7,766.00
0100-0332-0-1110-1000-330200-440-00-0000	\$0.00	\$8,021.20	\$8,021.20
0100-3010-0-1110-1000-340100-525-55-0302	\$17,000.00	(\$17,000.00)	\$0.00
0100-3214-0-1110-1000-580000-121-35-0202	\$176,258.75	(\$132,590.75)	\$43,668.00
0100-6053-0-1110-1000-580000-000-00-0000	\$50,000.00	(\$800.00)	\$49,200.00
0100-2600-0-1110-1000-580000-323-38-0101	\$0.00	\$67,500.00	\$67,500.00
0100-2600-0-1110-1000-580000-525-38-0101	\$0.00	\$255,000.00	\$255,000.00
0100-3213-0-1110-1000-580000-121-35-0303	\$586,515.00	(\$249,842.40)	\$336,672.60
0100-6762-0-1110-1000-580000-121-39-0400	\$467,032.00	(\$50,000.00)	\$417,032.00
0100-6053-0-0000-7410-580004-121-00-0000	\$0.00	\$800.00	\$800.00
0100-0000-0-0000-7410-580004-000-00-0000	\$0.00	\$1,800.00	\$1,800.00
0100-0000-0-1110-1000-580004-121-00-0000	\$5,000.00	(\$1,800.00)	\$3,200.00
0100-4203-0-0000-7410-580004-121-31-0305	\$8,714.56	(\$429.56)	\$8,285.00
0100-2600-0-1110-1000-580004-323-38-0101	\$0.00	\$90,000.00	\$90,000.00
0100-2600-0-1110-1000-580004-424-38-0101	\$0.00	\$170,000.00	\$170,000.00
0100-2600-0-1110-1000-580004-525-38-0101	\$0.00	\$255,000.00	\$255,000.00
0100-0332-0-1172-3600-580007-121-31-0000	\$15,000.00	(\$15,000.00)	\$0.00
0100-2600-0-1110-1000-580007-121-00-0000	\$0.00	\$5,000.00	\$5,000.00
0100-0332-0-1110-1000-580011-121-31-0000	\$14,000.00	(\$14,000.00)	\$0.00
0100-3010-0-1110-1000-580011-525-55-0203	\$0.00	\$500.00	\$500.00
0100-1100-0-1110-1000-580011-424-00-0000	\$500.00	\$400.00	\$900.00
0100-1100-0-1110-1000-580011-222-00-0000	\$1,000.00	\$500.00	\$1,500.00
0100-3010-0-1110-1000-580011-525-55-0303	\$0.00	\$4,000.00	\$4,000.00
0100-0097-0-0000-7600-580011-107-00-0000	\$0.00	\$6,776.00	\$6,776.00
0100-0050-0-0000-7700-580011-121-31-0201	\$9,450.00	(\$1,205.17)	\$8,244.83
0100-7210-0-1110-1000-580011-323-00-0000	\$0.00	\$14,600.00	\$14,600.00
0100-0050-0-0000-7700-580011-121-31-0203	\$17,677.00	(\$3,030.00)	\$14,647.00
0100-2600-0-1110-1000-580011-121-38-0102	\$0.00	\$36,000.00	\$36,000.00
0100-0050-0-0000-7700-580011-121-31-0301	\$36,457.00	\$10,000.00	\$46,457.00
0100-6762-0-0000-7700-580011-121-39-0400	\$0.00	\$50,000.00	\$50,000.00
0100-0050-0-0000-7700-580011-121-00-0000	\$220,000.00	(\$14,000.00)	\$206,000.00
0100-0000-0-0000-2110-580022-121-00-0000	\$2,000.00	(\$2,000.00)	\$0.00
0100-4035-0-0000-7410-580022-121-31-0301	\$0.00	\$15,000.00	\$15,000.00
0100-4035-0-0000-7410-580022-121-00-0000	\$62,172.82	(\$35,500.00)	\$26,672.82
0100-6053-0-0000-8500-620000-121-00-0000	\$35,880.00	(\$3,580.00)	\$32,300.00
0100-2600-0-0000-8500-620000-000-00-0000	\$402,500.00	(\$85,447.00)	\$317,053.00

Pending Budget Revision
Control Number 20240003
 ResolutionNo. AA-12-11-2023

Fund: 0100 General Fund

FD---RE---Y-GO---FN---OB-----SI--L1-L2	Revised	Adjustments	Proposed
Expenses			
0100-0000-0-0000-7210-731000-000-00-0000	(\$205,830.00)	(\$4,580.00)	(\$210,410.00)
0100-6053-0-0000-7210-731000-000-00-0000	\$14,120.00	\$3,580.00	\$17,700.00
0100-3213-0-0000-7210-731000-000-00-0000	\$95,000.00	\$1,000.00	\$96,000.00
0100-0000-0-0000-7210-735000-000-00-0000	\$0.00	(\$64,030.44)	(\$64,030.44)
0100-7210-0-0000-7210-735000-525-00-0000	\$0.00	\$810.00	\$810.00
0100-7210-0-0000-7210-735000-323-00-0000	\$0.00	\$3,000.00	\$3,000.00
0100-0000-0-0000-9300-761900-000-00-0000	\$272,490.72	\$500,000.00	\$772,490.72
0100-0000-0-1110-1000-360200-540-31-0202	\$0.00	\$25.00	\$25.00
0100-3010-0-1110-1000-110000-525-55-0302	\$123,642.00	(\$123,642.00)	\$0.00
0100-3218-0-1110-1000-110000-121-00-0000	\$0.00	\$17,560.63	\$17,560.63
0100-3310-0-5760-1120-110000-323-00-0000	\$44,601.00	(\$3,402.00)	\$41,199.00
0100-3010-0-1110-1000-110000-525-55-0301	\$0.00	\$121,300.00	\$121,300.00
0100-0000-0-1110-1000-110000-323-00-0000	\$1,165,441.00	\$61,000.00	\$1,226,441.00
0100-0000-0-1110-1000-110000-525-00-0000	\$1,696,894.00	\$61,000.00	\$1,757,894.00
0100-0000-0-1110-1000-110000-424-00-0000	\$2,655,346.00	\$61,000.00	\$2,716,346.00
0100-0000-0-1110-1000-110000-222-00-0000	\$3,753,721.00	\$61,000.00	\$3,814,721.00
0100-4203-0-1110-1000-110010-121-31-0305	\$1,050.00	(\$1,050.00)	\$0.00
0100-0332-0-1110-1000-110010-121-31-0304	\$7,500.00	(\$7,500.00)	\$0.00
0100-0332-0-1110-1000-110040-121-31-0000	\$500.00	(\$500.00)	\$0.00
0100-0332-0-1191-1000-110040-121-31-0000	\$2,000.00	(\$2,000.00)	\$0.00
0100-2600-0-1110-3140-120000-121-00-0000	\$0.00	\$2,520.00	\$2,520.00
0100-0332-0-0000-2110-190000-121-31-0307	\$0.00	\$19,661.47	\$19,661.47
0100-0332-0-1110-3110-190000-121-31-0202	\$192,528.00	(\$54,956.00)	\$137,572.00
0100-0332-0-1160-1000-210000-440-23-0000	\$8,092.00	(\$8,092.00)	\$0.00
0100-3010-0-1110-1000-210000-525-55-0303	\$46,518.00	(\$46,518.00)	\$0.00
0100-0332-0-1110-1000-210000-340-18-0000	\$0.00	\$414.00	\$414.00
0100-0332-0-1110-1000-210000-540-18-0000	\$0.00	\$2,307.00	\$2,307.00
0100-0315-0-1110-1000-210000-031-00-0000	\$0.00	\$6,808.47	\$6,808.47
0100-0332-0-1110-1000-210000-540-31-0202	\$0.00	\$18,216.00	\$18,216.00
0100-3219-0-1110-1000-210000-121-00-0000	\$0.00	\$23,600.00	\$23,600.00
0100-0332-0-1110-1000-210000-440-31-0306	\$168,347.00	(\$133,768.00)	\$34,579.00
0100-0332-0-1110-1000-210000-540-00-0000	\$0.00	\$37,328.00	\$37,328.00
0100-3010-0-1110-1000-210000-525-55-0301	\$0.00	\$43,600.00	\$43,600.00
0100-0332-0-1110-1000-210000-340-00-0000	\$0.00	\$80,364.00	\$80,364.00
0100-0332-0-1110-1000-210000-340-31-0306	\$138,678.00	(\$37,717.00)	\$100,961.00
0100-0332-0-1110-1000-210000-121-31-0306	\$0.00	\$101,512.00	\$101,512.00
0100-0332-0-1110-1000-210000-540-31-0306	\$177,798.00	(\$24,851.00)	\$152,947.00
0100-0332-0-1110-1000-210000-440-00-0000	\$0.00	\$174,860.00	\$174,860.00
0100-0332-0-1110-1000-210000-240-31-0306	\$149,064.00	\$33,000.00	\$182,064.00
0100-2600-0-0000-3700-220000-000-00-0000	\$5,300.00	(\$5,300.00)	\$0.00
0100-2600-0-1110-8200-220000-525-00-0000	\$8,600.00	(\$8,600.00)	\$0.00
0100-0000-0-1110-8200-220000-525-00-0000	\$117,467.00	\$6,780.00	\$124,247.00
0100-0000-0-1110-8200-220000-120-00-0000	\$120,409.00	\$6,600.00	\$127,009.00
0100-0000-0-1110-8200-220000-323-00-0000	\$159,855.00	\$6,600.00	\$166,455.00

Pending Budget Revision
Control Number 20240003
 ResolutionNo. AA-12-11-2023

Fund: 0100 General Fund

FD---RE---Y-GO---FN---OB-----SI--L1-L2	Revised	Adjustments	Proposed
Expenses			
0100-0000-0-1110-8200-220000-424-00-0000	\$183,420.00	\$6,600.00	\$190,020.00
0100-0000-0-1110-8200-220000-222-00-0000	\$216,471.00	\$6,600.00	\$223,071.00
0100-0000-0-1110-2495-220010-323-31-0201	\$0.00	\$500.00	\$500.00
0100-0000-0-1110-2495-220010-424-31-0201	\$0.00	\$500.00	\$500.00
0100-0000-0-0000-7100-240000-121-00-0000	\$53,243.00	\$4,125.00	\$57,368.00
0100-0000-0-0000-7490-240000-121-00-0000	\$53,243.00	\$4,125.00	\$57,368.00
0100-0000-0-1110-2700-240000-323-00-0000	\$88,124.00	\$4,125.00	\$92,249.00
0100-0000-0-1110-2700-240000-525-00-0000	\$96,773.00	\$4,125.00	\$100,898.00
0100-0000-0-0000-2110-240000-121-00-0000	\$127,962.00	\$4,125.00	\$132,087.00
0100-0000-0-1110-2700-240000-424-00-0000	\$130,021.00	\$4,125.00	\$134,146.00
0100-0000-0-1110-2700-240000-222-00-0000	\$138,298.00	\$4,755.00	\$143,053.00
0100-0000-0-0000-7200-240000-121-00-0000	\$196,502.00	\$4,125.00	\$200,627.00
0100-2600-0-1110-3140-290000-121-00-0000	\$2,934.00	\$11,380.00	\$14,314.00
0100-0000-0-1110-2420-290000-424-00-0000	\$39,921.00	\$457.00	\$40,378.00
0100-0000-0-1110-2420-290000-323-00-0000	\$43,934.00	\$457.00	\$44,391.00
0100-0000-0-1110-2420-290000-222-00-0000	\$44,935.00	\$457.00	\$45,392.00
0100-0000-0-1110-2420-290000-525-00-0000	\$45,155.00	\$457.00	\$45,612.00
0100-3219-0-1110-1000-290050-222-00-0000	\$23,885.00	(\$20,000.00)	\$3,885.00
0100-4203-0-1110-1000-310100-121-31-0305	\$100.29	(\$100.29)	\$0.00
0100-3010-0-1110-1000-310100-525-55-0302	\$32,559.00	(\$32,559.00)	\$0.00
0100-0000-0-1150-1000-310100-323-00-0000	\$0.00	\$35.00	\$35.00
0100-0000-0-1110-1000-310100-000-00-0000	\$0.00	\$50.00	\$50.00
0100-0000-0-1150-1000-310100-222-00-0000	\$100.00	(\$35.00)	\$65.00
0100-2600-0-1110-3140-310100-121-00-0000	\$0.00	\$500.00	\$500.00
0100-3010-0-0000-2110-310100-121-31-0307	\$4,795.00	(\$500.00)	\$4,295.00
0100-3218-0-1110-1000-310100-121-00-0000	\$0.00	\$4,303.48	\$4,303.48
0100-0332-0-1160-1000-310100-340-31-0202	\$17,075.00	(\$4,115.00)	\$12,960.00
0100-4203-0-1110-1000-350100-121-31-0305	\$5.28	(\$5.28)	\$0.00
0100-3010-0-0000-2110-350100-525-55-0302	\$618.00	(\$618.00)	\$0.00
0100-3218-0-1110-1000-350100-121-00-0000	\$0.00	\$11.23	\$11.23
0100-3010-0-1110-1000-350100-525-55-0301	\$0.00	\$100.00	\$100.00
0100-0000-0-1110-1000-350100-323-00-0000	\$5,827.00	\$6,798.00	\$12,625.00
0100-0000-0-1110-1000-350100-525-00-0000	\$8,484.00	\$5,811.00	\$14,295.00
0100-0000-0-1110-1000-350100-424-00-0000	\$13,277.00	\$6,622.00	\$19,899.00
0100-0000-0-1110-1000-350100-222-00-0000	\$19,272.00	\$5,050.00	\$24,322.00
0100-2600-0-1110-8200-350200-525-00-0000	\$160.00	(\$160.00)	\$0.00
0100-3010-0-1110-1000-350200-525-55-0303	\$233.00	(\$233.00)	\$0.00
0100-0315-0-1110-1000-350200-031-00-0000	\$0.00	\$3.11	\$3.11
0100-3219-0-1110-1000-350200-121-00-0000	\$0.00	\$50.00	\$50.00
0100-0332-0-1110-1000-350200-121-31-0306	\$0.00	\$51.00	\$51.00
0100-3219-0-1110-1000-350200-222-00-0000	\$119.00	(\$50.00)	\$69.00
0100-3010-0-1110-1000-350200-525-55-0301	\$0.00	\$100.00	\$100.00
0100-2600-0-1110-3140-350200-121-00-0000	\$20.00	\$120.00	\$140.00
0100-0000-0-1110-1000-350200-323-00-0000	\$186.00	\$814.00	\$1,000.00

Pending Budget Revision
Control Number 20240003
 ResolutionNo. AA-12-11-2023

Fund: 0100 General Fund

FD---RE---Y-GO---FN---OB-----SI--L1-L2	Revised	Adjustments	Proposed
Expenses			
0100-0000-0-1110-1000-350200-525-00-0000	\$569.00	\$431.00	\$1,000.00
0100-0000-0-1110-1000-350200-222-00-0000	\$984.00	\$16.00	\$1,000.00
0100-0000-0-1110-1000-350200-424-00-0000	\$1,023.00	(\$23.00)	\$1,000.00
0100-4203-0-1110-1000-360100-121-31-0305	\$13.08	(\$13.08)	\$0.00
0100-3010-0-1110-1000-360100-525-55-0302	\$1,541.00	(\$1,541.00)	\$0.00
0100-2600-0-1110-3140-360100-121-00-0000	\$0.00	\$100.00	\$100.00
0100-3010-0-1110-1000-360100-525-55-0301	\$0.00	\$1,200.00	\$1,200.00
0100-3218-0-1110-1000-360100-121-00-0000	\$0.00	\$4,901.00	\$4,901.00
0100-0332-0-1160-1000-360200-440-31-0306	\$101.00	(\$101.00)	\$0.00
0100-2600-0-1110-8200-360200-525-00-0000	\$200.00	(\$200.00)	\$0.00
0100-3010-0-1110-1000-360200-525-55-0303	\$580.00	(\$580.00)	\$0.00
0100-0000-0-1110-1000-360200-525-55-0303	\$0.00	\$40.00	\$40.00
0100-0000-0-1110-1000-360200-340-31-0306	\$5.00	\$40.00	\$45.00
0100-0315-0-1110-1000-360200-031-00-0000	\$0.00	\$81.37	\$81.37
0100-0000-0-1110-1000-360200-540-31-0306	\$20.00	\$65.00	\$85.00
0100-3219-0-1110-1000-360200-222-00-0000	\$298.00	(\$200.00)	\$98.00
0100-0000-0-0000-3700-360200-000-00-0000	\$0.00	\$200.00	\$200.00
0100-3219-0-1110-1000-360200-121-00-0000	\$0.00	\$200.00	\$200.00
0100-2600-0-1110-3140-360200-121-00-0000	\$100.00	\$100.00	\$200.00
0100-3010-0-1110-1000-360200-525-55-0301	\$0.00	\$500.00	\$500.00
0100-0332-0-1110-1000-360200-340-31-0306	\$1,728.00	(\$941.00)	\$787.00
0100-0332-0-1110-1000-360200-340-00-0000	\$0.00	\$941.00	\$941.00
0100-0332-0-1110-1000-360200-440-31-0306	\$2,098.00	(\$1,152.00)	\$946.00
0100-0332-0-1110-1000-360200-121-31-0306	\$0.00	\$1,213.00	\$1,213.00
0100-0000-0-1110-1000-360200-525-00-0000	\$1,418.00	(\$190.00)	\$1,228.00
0100-0332-0-1110-1000-360200-440-00-0000	\$0.00	\$1,253.00	\$1,253.00
0100-0000-0-0000-2110-360200-121-00-0000	\$1,595.00	(\$200.00)	\$1,395.00
0100-3213-0-1110-1000-410000-121-31-0101	\$0.00	\$1,300.00	\$1,300.00
0100-0311-0-1110-1000-410000-121-31-0101	\$0.00	\$271,200.00	\$271,200.00
0100-7210-0-1110-1000-420000-323-00-0000	\$500.00	(\$500.00)	\$0.00
0100-3010-0-1110-1000-430000-127-31-0308	\$1,500.00	(\$1,500.00)	\$0.00
0100-7210-0-1110-1000-430000-323-00-0000	\$15,000.00	(\$15,000.00)	\$0.00
0100-3218-0-1110-1000-430000-121-37-0000	\$55,343.00	(\$55,343.00)	\$0.00
0100-3213-0-1110-8200-430000-525-00-0000	\$0.00	\$200.00	\$200.00
0100-0000-0-1110-3140-430000-121-00-0000	\$600.00	(\$350.00)	\$250.00
0100-0000-0-1110-2495-430000-424-31-0201	\$1,500.00	(\$1,000.00)	\$500.00
0100-1100-0-1110-2700-430000-323-00-0000	\$0.00	\$600.00	\$600.00
0100-8150-0-0000-8100-430000-121-00-0000	\$1,500.00	(\$850.00)	\$650.00
0100-0000-0-1110-2495-430000-323-31-0201	\$1,500.00	(\$528.34)	\$971.66
0100-2600-0-0000-3700-430000-000-00-0000	\$0.00	\$1,000.00	\$1,000.00
0100-2600-0-1110-1000-430000-000-00-0000	\$0.00	\$1,000.00	\$1,000.00
0100-2600-0-1110-1000-430000-525-00-0000	\$0.00	\$1,000.00	\$1,000.00
0100-3218-0-1110-1000-430000-121-31-0203	\$0.00	\$1,000.00	\$1,000.00
0100-3010-0-1110-1000-430000-127-00-0000	\$0.00	\$1,500.00	\$1,500.00

Fund: 0100 General Fund

FD---RE---Y-GO---FN---OB-----SI--L1-L2	Revised	Adjustments	Proposed
Expenses			
0100-3010-0-1110-1000-430000-525-55-0203	\$0.00	\$1,500.00	\$1,500.00
0100-0000-0-1110-2495-430000-121-31-0201	\$0.00	\$1,686.58	\$1,686.58
0100-1100-0-1110-2700-430000-424-00-0000	\$500.00	\$1,500.00	\$2,000.00
0100-3010-0-1110-1000-430000-525-55-0305	\$0.00	\$4,500.00	\$4,500.00
0100-3010-0-1110-1000-430000-525-55-0202	\$0.00	\$5,000.00	\$5,000.00
0100-3010-0-1110-1000-430000-525-55-0201	\$0.00	\$5,000.00	\$5,000.00
0100-3218-0-0000-7410-430000-121-00-0000	\$0.00	\$5,000.00	\$5,000.00
0100-0000-0-0000-7410-430000-121-00-0000	\$0.00	\$5,000.00	\$5,000.00
0100-1100-0-1110-1000-430000-323-00-0000	\$4,600.00	\$400.00	\$5,000.00
0100-0000-0-1110-1000-430000-231-00-0000	\$4,000.00	\$1,500.00	\$5,500.00
0100-0000-0-1110-1000-430000-331-00-0000	\$4,000.00	\$1,500.00	\$5,500.00
0100-0000-0-1110-1000-430000-431-00-0000	\$4,000.00	\$1,500.00	\$5,500.00
0100-0000-0-1110-1000-430000-531-00-0000	\$4,000.00	\$1,500.00	\$5,500.00
0100-1100-0-1110-1000-430000-525-00-0000	\$5,000.00	\$2,000.00	\$7,000.00
0100-0097-0-0000-7600-430000-107-00-0000	\$4,000.00	\$9,160.00	\$13,160.00
0100-1100-0-1110-1000-430000-424-00-0000	\$20,000.00	(\$1,500.00)	\$18,500.00
0100-3010-0-1110-1000-430000-525-00-0000	\$0.00	\$31,450.00	\$31,450.00
0100-3214-0-1110-1000-430000-121-35-0202	\$176,258.75	(\$132,590.75)	\$43,668.00
0100-3218-0-1110-1000-430000-121-00-0000	\$0.00	\$49,343.00	\$49,343.00
0100-3213-0-1110-1000-430000-121-35-0303	\$586,515.00	(\$213,425.00)	\$373,090.00
0100-2600-0-1110-1000-430001-000-00-0000	\$402,500.00	(\$402,500.00)	\$0.00
0100-3010-0-1110-1000-430001-525-00-0000	\$0.00	\$100.00	\$100.00
0100-3010-0-1110-1000-430001-525-55-0203	\$0.00	\$500.00	\$500.00
0100-3010-0-1110-1000-430001-525-55-0301	\$0.00	\$500.00	\$500.00
0100-1100-0-1160-1000-430001-424-00-0000	\$500.00	\$250.00	\$750.00
0100-3010-0-1110-1000-430001-525-55-0304	\$0.00	\$1,000.00	\$1,000.00
0100-1100-0-1160-1000-430001-222-00-0000	\$1,000.00	\$475.00	\$1,475.00
0100-1100-0-1156-1000-430001-222-00-0000	\$10,000.00	(\$8,000.00)	\$2,000.00
0100-3010-0-1110-1000-430001-525-55-0303	\$0.00	\$4,000.00	\$4,000.00
0100-3010-0-1110-1000-430001-525-55-0302	\$0.00	\$10,000.00	\$10,000.00
0100-7210-0-1110-1000-430001-525-00-0000	\$0.00	\$14,762.00	\$14,762.00
0100-1100-0-1110-1000-430001-323-00-0000	\$17,600.00	(\$1,000.00)	\$16,600.00
0100-4203-0-0000-7410-430001-121-31-0305	\$0.00	\$17,500.00	\$17,500.00
0100-4035-0-0000-7410-430001-121-00-0000	\$0.00	\$20,000.00	\$20,000.00
0100-1100-0-1110-1000-430001-525-00-0000	\$23,075.00	(\$3,000.00)	\$20,075.00
0100-1100-0-1110-1000-430001-424-00-0000	\$27,120.00	(\$2,850.00)	\$24,270.00
0100-7210-0-1110-1000-430001-323-00-0000	\$38,083.00	(\$13,255.00)	\$24,828.00
0100-1100-0-1110-1000-430001-222-00-0000	\$58,915.00	(\$975.00)	\$57,940.00
0100-3213-0-1110-1000-430001-121-31-0301	\$0.00	\$140,925.00	\$140,925.00
0100-0000-0-1110-8200-430010-323-00-0000	\$100.00	\$400.00	\$500.00
0100-0000-0-1110-8200-430010-120-00-0000	\$2,100.00	(\$400.00)	\$1,700.00
0100-8150-0-0000-8100-430014-121-00-0000	\$2,260.00	\$3,000.00	\$5,260.00
0100-8150-0-0000-8100-430014-120-00-0000	\$30,000.00	(\$16,500.00)	\$13,500.00
0100-0000-0-1110-8200-440000-121-00-0000	\$0.00	\$850.00	\$850.00

Pending Budget Revision
Control Number 20240003
 ResolutionNo. AA-12-11-2023

Fund: 0100 General Fund

FD---RE---Y-GO---FN---OB-----SI--L1-L2	Revised	Adjustments	Proposed
Expenses			
0100-0097-0-0000-7600-440000-107-00-0000	\$1,900.00	\$2,773.00	\$4,673.00
0100-0050-0-1110-1000-440000-121-31-0302	\$250,000.00	\$28,827.00	\$278,827.00
0100-2600-0-0000-3700-470000-000-00-0000	\$0.00	\$200.00	\$200.00
0100-2600-0-0000-3700-470001-000-00-0000	\$0.00	\$200.00	\$200.00
0100-2600-0-0000-3700-470002-000-00-0000	\$0.00	\$1,000.00	\$1,000.00
0100-3010-0-0000-2700-520000-121-00-0000	\$1,500.00	(\$1,500.00)	\$0.00
0100-0332-0-1110-3110-520000-121-31-0000	\$2,000.00	(\$2,000.00)	\$0.00
0100-3213-0-0000-7410-520000-121-31-0301	\$0.00	\$208.28	\$208.28
0100-4035-0-0000-7410-520000-121-31-0301	\$0.00	\$500.00	\$500.00
0100-3010-0-1110-1000-520000-525-55-0306	\$0.00	\$500.00	\$500.00
0100-1100-0-1110-2700-520000-222-00-0000	\$0.00	\$539.67	\$539.67
0100-1100-0-1110-1000-520000-323-00-0000	\$800.00	(\$200.00)	\$600.00
0100-3010-0-1110-1000-520000-525-55-0304	\$0.00	\$1,000.00	\$1,000.00
0100-1100-0-1110-1000-520000-424-00-0000	\$500.00	\$2,200.00	\$2,700.00
0100-0000-0-0000-2110-520000-121-00-0000	\$4,000.00	\$2,000.00	\$6,000.00
0100-3213-0-0000-7410-520000-121-00-0000	\$0.00	\$14,791.72	\$14,791.72
0100-3010-0-1110-1000-520000-525-00-0000	\$0.00	\$31,429.00	\$31,429.00
0100-2600-0-1110-3140-520003-121-00-0000	\$0.00	\$50.00	\$50.00
0100-1100-0-1110-2700-520003-323-00-0000	\$0.00	\$200.00	\$200.00
0100-1100-0-1110-2700-520003-222-00-0000	\$1,200.00	(\$539.67)	\$660.33
0100-0000-0-1110-8200-550020-424-00-0000	\$1,000.00	\$3,000.00	\$4,000.00
0100-0000-0-1110-8200-550020-525-00-0000	\$40,000.00	\$50,000.00	\$90,000.00
0100-0000-0-1110-8200-550020-323-00-0000	\$75,682.00	\$24,318.00	\$100,000.00
0100-0000-0-1110-8200-550020-222-00-0000	\$101,140.00	\$173,860.00	\$275,000.00
0100-0000-0-1110-8200-550030-424-00-0000	\$70,104.00	\$383.00	\$70,487.00
0100-0000-0-1110-8200-550030-222-00-0000	\$69,150.00	\$26,002.00	\$95,152.00
0100-0000-0-1110-8200-550070-424-00-0000	\$1,325.00	\$500.00	\$1,825.00
0100-0000-0-1110-8200-550070-323-00-0000	\$5,419.00	\$1,081.00	\$6,500.00
0100-8150-0-0000-8100-560000-121-00-0000	\$2,500.00	(\$2,500.00)	\$0.00
0100-0000-0-1110-3140-560000-121-00-0000	\$0.00	\$350.00	\$350.00
0100-8150-0-0000-8100-560000-120-00-0000	\$2,500.00	\$2,500.00	\$5,000.00
0100-1100-0-1156-1000-560000-222-00-0000	\$0.00	\$8,000.00	\$8,000.00
0100-3213-0-1110-8200-560009-120-00-0000	\$0.00	\$1,000.00	\$1,000.00
0100-3213-0-1110-8200-560009-222-00-0000	\$0.00	\$5,000.00	\$5,000.00
0100-3213-0-1110-8200-560009-525-00-0000	\$0.00	\$5,000.00	\$5,000.00
0100-3213-0-1110-8200-560009-424-00-0000	\$0.00	\$9,190.00	\$9,190.00
0100-3213-0-1110-8200-560009-323-00-0000	\$0.00	\$10,810.00	\$10,810.00
0100-8150-0-0000-8100-560009-121-00-0000	\$5,000.00	\$6,000.00	\$11,000.00
0100-8150-0-0000-8100-560009-323-00-0000	\$5,000.00	\$7,500.00	\$12,500.00
0100-3218-0-1110-1000-580000-121-37-0000	\$55,343.00	(\$55,343.00)	\$0.00
0100-2600-0-1110-1000-580000-000-00-0000	\$402,500.00	(\$402,500.00)	\$0.00
0100-3010-0-1110-1000-580000-525-55-0203	\$2,825.00	(\$2,325.00)	\$500.00
0100-0000-0-1110-8200-580000-120-00-0000	\$0.00	\$695.00	\$695.00
0100-1100-0-1110-1000-580000-525-00-0000	\$0.00	\$1,000.00	\$1,000.00

Pending Budget Revision
Control Number 20240003
 ResolutionNo. AA-12-11-2023

Fund: 0100 General Fund

FD---RE---Y-GO---FN---OB-----SI--L1-L2	Revised	Adjustments	Proposed
Expenses			
0100-3218-0-1110-1000-580000-121-31-0203	\$0.00	\$2,000.00	\$2,000.00
0100-0050-0-0000-7700-580000-121-00-0000	\$17,352.00	\$4,000.00	\$21,352.00
0100-3213-0-1191-3110-580000-000-00-0000	\$0.00	\$25,000.00	\$25,000.00
0100-3218-0-1110-1000-580000-121-00-0000	\$0.00	\$26,245.62	\$26,245.62
0100-0000-0-0000-2420-580000-121-00-0000	\$22,000.00	\$5,000.00	\$27,000.00
***Expense Total	\$19,571,164.04	\$1,277,087.46	\$20,848,251.50

Balance Sheet Accounts			
0100-7426-0-0000-0000-974000-000-00-0000	\$0.00	\$81,971.03	\$81,971.03
0100-6300-0-0000-0000-974000-000-00-0000	\$0.00	\$159,983.86	\$159,983.86
0100-7425-0-0000-0000-974000-000-00-0000	\$0.00	\$204,236.73	\$204,236.73
0100-0000-0-0000-0000-978000-000-00-0000	\$1,000,000.00	(\$500,000.00)	\$500,000.00
0100-0000-0-0000-0000-978900-000-00-0000	\$1,100,000.00	\$100,000.00	\$1,200,000.00
0100-0333-0-0000-0000-979100-000-00-0000	\$17,653.00	(\$23,946.02)	(\$6,293.02)
0100-0315-0-1110-1000-979100-000-00-0000	(\$11,600.00)	\$11,600.00	\$0.00
0100-0045-0-0000-0000-979100-000-00-0000	(\$687.69)	\$687.69	\$0.00
0100-0051-0-0000-0000-979100-000-00-0000	\$1.71	(\$1.71)	\$0.00
0100-0015-0-0000-0000-979100-000-00-0000	\$41.39	(\$41.39)	\$0.00
0100-0026-0-0000-0000-979100-000-00-0000	\$16,494.64	(\$16,494.64)	\$0.00
0100-0332-0-0000-0000-979100-000-00-0000	(\$546,280.08)	\$547,980.32	\$1,700.24
0100-0097-0-0000-0000-979100-000-00-0000	\$22,664.15	(\$3,099.81)	\$19,564.34
0100-7425-0-0000-0000-979100-000-00-0000	\$0.00	\$37,530.67	\$37,530.67
0100-7426-0-0000-0000-979100-000-00-0000	\$60,944.72	\$797.17	\$61,741.89
0100-0311-0-0000-0000-979100-000-00-0000	\$6,172.91	\$350,000.00	\$356,172.91
0100-6300-0-0000-0000-979100-000-00-0000	\$356,363.48	\$122,074.31	\$478,437.79
0100-1100-0-0000-0000-979100-000-00-0000	\$391,365.74	\$124,661.49	\$516,027.23
0100-2600-0-0000-0000-979100-000-00-0000	\$1,455,617.00	(\$148,068.74)	\$1,307,548.26
***Balance Sheet Account Total	\$3,868,750.97	\$1,049,870.96	\$4,918,621.93

Fund Totals			
Total: Income	\$24,163,066.50	(\$636,980.08)	\$23,526,086.42
Total: Expenses	\$19,571,164.04	\$1,277,087.46	\$20,848,251.50
Total: Balance Sheet Accounts	\$3,868,750.97	\$1,049,870.96	\$4,918,621.93

Pending Budget Revision
Control Number 20240003
Resolution No. AA-12-11-2023

Fund: 1300 Cafeteria Fund

FD---RE---Y-GO---FN---OB-----SI--L1-L2	Revised	Adjustments	Proposed
Expenses			
1300-5310-0-0000-7210-735000-000-00-0000	\$0.00	\$64,030.44	\$64,030.44
***Expense Total	<u>\$0.00</u>	<u>\$64,030.44</u>	<u>\$64,030.44</u>
Fund Totals			
Total: Income	\$0.00	\$0.00	\$0.00
Total: Expenses	\$0.00	\$64,030.44	\$64,030.44
Total: Balance Sheet Accounts	\$0.00	\$0.00	\$0.00

Pending Budget Revision
Control Number 20240003
 ResolutionNo. AA-12-11-2023

Fund: 1400 Deferred Maintenance Fund

FD---RE---Y-GO---FN---OB-----SI--L1-L2	Revised	Adjustments	Proposed
Income			
1400-0000-0-0000-0000-869900-424-10-7592	\$95,576.00	(\$95,576.00)	\$0.00
1400-0000-0-0000-9300-891900-000-00-0000	\$0.00	\$500,000.00	\$500,000.00
***Income Total	<u>\$95,576.00</u>	<u>\$404,424.00</u>	<u>\$500,000.00</u>
Expenses			
1400-8150-0-0000-8500-617000-525-00-0000	\$959,611.92	(\$959,611.92)	\$0.00
1400-8150-0-0000-8500-620000-525-00-7593	\$0.00	\$959,611.92	\$959,611.92
1400-0000-0-0000-8500-640000-323-00-0000	\$10,000.00	\$404,424.00	\$414,424.00
***Expense Total	<u>\$969,611.92</u>	<u>\$404,424.00</u>	<u>\$1,374,035.92</u>
Fund Totals			
Total: Income	\$95,576.00	\$404,424.00	\$500,000.00
Total: Expenses	\$969,611.92	\$404,424.00	\$1,374,035.92
Total: Balance Sheet Accounts	\$0.00	\$0.00	\$0.00

Pending Budget Revision
Control Number 20240003
 ResolutionNo. AA-12-11-2023

Fund: 3500 SCHOOL FACILITY PROGRAM

FD---RE---Y-GO---FN---OB-----SI--L1-L2	Revised	Adjustments	Proposed
Income			
3500-0000-0-0000-0000-829000-424-10-7592	\$382,307.60	(\$382,307.60)	\$0.00
	<u>\$382,307.60</u>	<u>(\$382,307.60)</u>	<u>\$0.00</u>
Expenses			
3500-0000-0-0000-8500-620000-000-00-0000	\$888,813.92	(\$382,307.10)	\$506,506.82
3500-0000-0-0000-8500-620010-424-10-7592	\$382,307.60	(\$0.50)	\$382,307.10
***Expense Total	<u>\$1,271,121.52</u>	<u>(\$382,307.60)</u>	<u>\$888,813.92</u>
Fund Totals			
Total: Income	\$382,307.60	(\$382,307.60)	\$0.00
Total: Expenses	\$1,271,121.52	(\$382,307.60)	\$888,813.92
Total: Balance Sheet Accounts	\$0.00	\$0.00	\$0.00

Thomas Addington
Superintendent

15783 18th Avenue
Lemoore, CA 93245
Telephone (559) 924-3405
Fax (559) 924-1153



Board Members
Dale Davidson
Jeffrey Gilcrease
Ceil Howe, III
Sarah Strait

To: Central Union School Board of Trustees
From: Tom Addington, Superintendent
Date: December 11, 2023

For Board Meeting

X	Action (Consent or New Business)
	Information

Item:

Certification of Signatures for employees authorized to sign for District Business

Rationale/Purpose:

California Education Code Section 42632 allows the Governing Board to authorize a person or persons to sign orders on its behalf. Persons named on Resolution #CC-12-12-2022 are authorized by the Board of Education to conduct business and to sign as indicated on the attached Certification of Signatures.

To provide clarity for signing of District Business the following areas are applicable based upon areas of responsibility.

Superintendent (Thomas Addington)

- ❖ Authorization to Sign Reports, Budgets, and All Documents Requiring Signature as the Secretary or Clerk of the Board
- ❖ Authorization to Sign and file annual Impact Aid application
- ❖ Authorization to Sign Payroll Orders
- ❖ Authorization to Sign Warrant Orders
- ❖ Authorization to Sign Employment Contracts
- ❖ Authorization to Appoint Representatives to Acquire Surplus Property
- ❖ Authorization to Sign Purchase Orders
- ❖ Authorization to Sign Cafeteria Reports
- ❖ Authorization to Sign Checks for Cafeteria Account
- ❖ Authorization to Sign Collection Reports to the County
- ❖ Authorization to Sign Board Approved Budget Transfers
- ❖ Authorization to Sign Checks on the Clearing/Revolving Account
- ❖ Authorization to Sign Contracts on behalf of the Board

Director of Business (Teresa Santamaria)

- ❖ Authorization to Sign Payroll Orders
- ❖ Authorization to Sign Warrant Orders
- ❖ Authorization to Appoint Representatives to Acquire Surplus Property
- ❖ Authorization to Sign Purchase Orders
- ❖ Authorization to Sign Cafeteria Reports
- ❖ Authorization to Sign Checks for Cafeteria Account
- ❖ Authorization to Sign Collection Reports to the County
- ❖ Authorization to Sign Board Approved Budget Transfers
- ❖ Authorization to Sign Checks on the Clearing/Revolving Account
- ❖ Authorization to Sign Warrants

Director of Student Services (Karla Burgos-Rodriguez)

- ❖ Authorization to verify children with disabilities (CWD) for purposes of Annual Impact Aid application

Food Services Coordinator (Sylvia Rios)

- ❖ Authorization to Sign Cafeteria Reports
- ❖ Authorization to Sign Checks for Cafeteria Account
- ❖ Authorization to Sign Checks on the Clearing/Revolving Account

Personnel Analyst/Executive Assistant (Traci Fullerton)

- ❖ Authorization to Sign Checks for Cafeteria Account
- ❖ Authorization to Sign Checks on the Clearing/Revolving Account

Recommendation:

Adopt Resolution #BB-12-11-2023.

**CENTRAL UNION SCHOOL DISTRICT
RESOLUTION #BB-12-11-2023**

**BEFORE THE BOARD OF TRUSTEES
OF THE CENTRAL UNION SCHOOL DISTRICT
KINGS COUNTY, CALIFORNIA**

IN THE MATTER OF

**CERTIFICATION OF VERIFIED AUTHORIZED SIGNATURES
OF MEMBERS OF THE GOVERNING BOARD AND DESIGNATED EMPLOYEES
AUTHORIZED TO DRAW ORDERS ON BEHALF OF THE BOARD**

Whereas, the Board of Education of the Central Union Elementary School District, wishes to designate certain persons employed by the District to sign orders drawn on funds of the District on its behalf; and

WHEREAS, California Education Code Section 42632 requires that at least a majority of the members of the governing board of the district approve all orders drawn on the funds of the District; and

WHEREAS, California Education Code Section 42632 also allows the governing board of said district to authorize a person or persons to sign orders on its behalf.

WHEREAS, California Education Code Section 17604 also allows the governing board of said district to authorize a person or persons the power to enter contracts on its behalf.

THEREFORE BE IT RESOLVED, the members of the Governing Board of the Central Union Elementary School District hereby authorize the officers or employees whose names and appear below and are included in the Central Union School District Certification of Signatures document, to sign orders and other documents on behalf of the governing board of the Central Union Elementary School District during the period of December 11, 2023 through December 11, 2024.

Name: Superintendent, Thomas Addington

Unless otherwise noted, the above named individual is authorized to sign:

- Reports, Budgets, and All Documents Requiring Signature as the Secretary or Clerk of the Board

- Impact Aid Application
- Payroll Orders
- Warrant Orders
- Employment Contracts
- Appoint Representatives to Acquire Surplus Property
- Purchase Orders
- Cafeteria Reports
- Checks for Cafeteria Account
- Collection Reports to the County
- Board Approved Budget Transfers
- Checks on the Clearing/Revolving Account
- Contracts on behalf of the Board

Name: Chief Business Official, Teresa Santamaria

Unless otherwise noted, the above named individual is authorized to sign:

- Payroll Orders
- Warrant Orders
- Appoint Representatives to Acquire Surplus Property
- Purchase Orders
- Cafeteria Reports
- Checks for Cafeteria Account
- Collection Reports to the County
- Board Approved Budget Transfers
- Checks on the Clearing/Revolving Account

Name: Food Service Coordinator, Sylvia Rios

Unless otherwise noted, the above named individual is authorized to sign:

- Cafeteria Reports
- Checks for Cafeteria Account
- Checks on the Clearing/Revolving Account

Name: Personnel Analyst/Executive Assistant, Traci Fullerton

Unless otherwise noted, the above named individual is authorized to sign:

- Checks for Cafeteria Account
- Checks on the Clearing/Revolving Account

Name: Director of Student Services, Karla Burgos-Rodriguez

Unless otherwise noted, the above named individual is authorized to sign:

- Verification of children with disabilities (CWD) for purposes of Annual Impact Aid application

BE IT FURTHER RESOLVED that pursuant to California Education Code Section 42632, said authorized signatures shall be filed with the County Superintendent of Schools.

The foregoing Resolution was adopted at a regular meeting of the Board of Trustees of the Central Union Elementary School District on this 11th day of December 2023, by the following vote:

	AYE	NO	ABSTAIN	ABSENT
_____	<input type="checkbox"/>	<input type="checkbox"/>	<input type="checkbox"/>	<input type="checkbox"/>
Dale Davidson, Trustee Area 1	<input type="checkbox"/>	<input type="checkbox"/>	<input type="checkbox"/>	<input type="checkbox"/>
_____	<input type="checkbox"/>	<input type="checkbox"/>	<input type="checkbox"/>	<input type="checkbox"/>
Jeffrey Gilcrease, Trustee Area 2	<input type="checkbox"/>	<input type="checkbox"/>	<input type="checkbox"/>	<input type="checkbox"/>
_____	<input type="checkbox"/>	<input type="checkbox"/>	<input type="checkbox"/>	<input type="checkbox"/>
Sarah Strait, Trustee Area 3	<input type="checkbox"/>	<input type="checkbox"/>	<input type="checkbox"/>	<input type="checkbox"/>
_____	<input type="checkbox"/>	<input type="checkbox"/>	<input type="checkbox"/>	<input type="checkbox"/>
Vacant, Trustee Area 4	<input type="checkbox"/>	<input type="checkbox"/>	<input type="checkbox"/>	<input type="checkbox"/>
_____	<input type="checkbox"/>	<input type="checkbox"/>	<input type="checkbox"/>	<input type="checkbox"/>
Ceil Howe, III, Trustee Area 5				

I, _____, Clerk of the Board of Trustees of the Central Union School District, do hereby certify that the foregoing Resolution was regularly introduced, passed and adopted by the Board of Trustees at its meeting held on December 11th, 2023.

_____, Clerk
 Board of Trustees
 Central Union School District
 Kings County, California

**Central Union School District
CERTIFICATION OF SIGNATURES**

As Clerk/Secretary to the governing board of the above named school district, I certify that the signatures shown below in column 1 are the verified signatures of the members of the governing board. I certify that the signatures as shown in Column 2 are the verified signatures of the person or persons authorized to sign Notices of Employment, Contracts, and Orders drawn on the funds of the school district. These certifications are made in accordance with the provisions of Education code Sections below.* If persons authorized to sign orders as shown in Column 2 are unable to do so, the law requires the signatures of the majority of the governing board.

These approved signatures are valid for the period of: **December 11, 2023** to **December 11, 2024** in accordance with governing board resolution dated **December 11, 2023**.

NOTE: Please TYPE names under signatures.

Signed: _____
Clerk (Secretary) of the Board

COLUMN 1

Signatures of Members of Governing Board

Signature: _____
Name: Dale Davidson
Board Position: President Clerk Member

Signature: _____
Name: Jeffrey Gilcrease
Board Position: President Clerk Member

Signature: _____
Typed: Ceil Howe, III
Board Position: President Clerk Member

Signature: _____
Typed: Sarah Strait
Board Position: President Clerk Member

Signature: _____
Typed: _____
Board Position: President Clerk Member

Services

COLUMN 2

Signatures of Personnel and/or Members of the Governing Board authorized to sign Warrants, Orders for Salary Payment, Notices of Employment, and Contracts.

Signature: _____
Name: Thomas Addington
Title: Superintendent

Signature: _____
Name: Teresa Santamaria
Title: Chief Business Official

Signature: _____
Name: Sylvia Rios
Title: Food Service Coordinator

Signature: _____
Name: Traci Fullerton
Title: Personnel Analyst/Executive Assisant

Signature: _____
Name: Karla Burgos-Rodriguez
Title: Director of Student

If the Board has given special instructions for signing warrants or orders, please attach a copy of the resolution to this form. _____
K-12 Districts Ed Code 42632; 42633; 44843

Number of Signatures Required:
On Orders of Payment: 1
On Notices of Employment: 1
On Contracts: 1

Thomas Addington
Superintendent

15783 18th Avenue
Lemoore, CA 93245
Telephone (559) 924-3405
Fax (559) 924-1153



Central Union School District
Lemoore, CA

Board Members

Dale Davidson
Jeffrey Gilcrease
Ceil Howe, III
Sarah Strait

To: Central Union School Board of Trustees
From: Tom Addington, Superintendent
Date: December 11, 2023

For Board Meeting

- | | |
|---|--|
| X | Action (Consent or New Business) |
| | Information |

Item:
Adoption of School Instructional Calendar

Rationale/Purpose:

Annually the District adopts the coming school year instructional calendar, listing start and end dates of the school year, the appropriate federal and local holidays observed during the instructional year, and specific minimum days as outlined in the master contract with the Central Union Elementary Teachers' Association (CUETA). As referenced in the CUETA master contract, the District consulted with the Association leadership regarding major milestones of the District calendar.

The adopted calendar outlines the 183 day work year for certificated staff, and the 180 instructional days for students.

The 2024-25 calendar reflects a teacher start day of August 14, 2024 and a student start day of August 14, 2024.

As listed in Article 41, negotiated minimum student days are provided on the day before Winter recess and the day before Spring Recess.

A non-instructional, but teacher work day is calendared for November 1, 2024. The selected date of this non-instructional day was obtained through consultation with CUETA leadership.

Lastly, to support ongoing teacher opportunities for planning and instruction, minimum student days are assigned for the first and last week of school, in addition to Wednesday's throughout the 2024-25 school year. School districts have minimum daily instructional minutes as required by law, and the recommended calendar takes all of those into consideration in the overall development of the Instructional calendar.

Recommendation: Approve the 2024-2025 school year calendar.



Central Union School District

15783 18th Avenue, Lemoore CA 93245

Phone - 559.924.3405

www.central.k12.ca.us

2024-25 School Calendar

August 12: First Work day (Teachers)
Aug 14: FIRST DAY OF SCHOOL (Students)
 Sept 2: Labor Day
 Oct 14: Columbus Day
 Nov 1: **NO SCHOOL** (Teacher PD work day)
 Nov 11: Veteran's Day
 Nov 25-29: Thanksgiving Break

Dec 23 - Jan 10: Winter Break
 Jan 20: M.L. King Day
 Feb 17: President's Day
 Apr 14 - Apr 21: Spring Break
 May 26: Memorial Day
June 6: LAST DAY OF SCHOOL

S	M	T	W	T	F	S
	1	2	3	4	5	6
7	8	9	10	11	12	13
14	15	16	17	18	19	20
21	22	23	24	25	26	27
28	29	30	31			

S	M	T	W	T	F	S
				1	2	3
4	5	6	7	8	9	10
11	12	13	14	15	16	17
18	19	20	21	22	23	24
25	26	27	28	29	30	31

S	M	T	W	T	F	S
1	2	3	4	5	6	7
8	9	10	11	12	13	14
15	16	17	18	19	20	21
22	23	24	25	26	27	28
29	30					

S	M	T	W	T	F	S
		1	2	3	4	5
6	7	8	9	10	11	12
13	14	15	16	17	18	19
20	21	22	23	24	25	26
27	28	29	30	31		

S	M	T	W	T	F	S
					1	2
3	4	5	6	7	8	9
10	11	12	13	14	15	16
17	18	19	20	21	22	23
24	25	26	27	28	29	30

S	M	T	W	T	F	S
1	2	3	4	5	6	7
8	9	10	11	12	13	14
15	16	17	18	19	20	21
22	23	24	25	26	27	28
29	30	31				

S	M	T	W	T	F	S
			1	2	3	4
5	6	7	8	9	10	11
12	13	14	15	16	17	18
19	20	21	22	23	24	25
26	27	28	29	30	31	

S	M	T	W	T	F	S
						1
2	3	4	5	6	7	8
9	10	11	12	13	14	15
16	17	18	19	20	21	22
23	24	25	26	27	28	

S	M	T	W	T	F	S
						1
2	3	4	5	6	7	8
9	10	11	12	13	14	15
16	17	18	19	20	21	22
23	24	25	26	27	28	29
30	31					

S	M	T	W	T	F	S
		1	2	3	4	5
6	7	8	9	10	11	12
13	14	15	16	17	18	19
20	21	22	23	24	25	26
27	28	29	30			

S	M	T	W	T	F	S
				1	2	3
4	5	6	7	8	9	10
11	12	13	14	15	16	17
18	19	20	21	22	23	24
25	26	27	28	29	30	31

S	M	T	W	T	F	S
1	2	3	4	5	6	7
8	9	10	11	12	13	14
15	16	17	18	19	20	21
22	23	24	25	26	27	28
29	30					

Regular Day
Minimum Day
Holiday - No School
Teacher Work Day - No school for students



CENTRAL UNION SCHOOL DISTRICT

15783 18th Avenue • Lemoore, CA 93245

(559) 924-3405 • FAX (559) 924-6983

www.central.k12.ca.us

BOARD OF EDUCATION

Trustee Area 1
Dale Davidson

Trustee Area 2
Jeff Gilcrease

Trustee Area 3
Sarah Strait

Trustee Area 4
- Vacant -

Trustee Area 5
Ceil Howe, III

To: Central Union School Board of Trustees
Fr: Tom Addington, Superintendent
Date: December 1, 2023
Re: Recommended Board Meeting Dates for 2024 Calendar Year

In general, there is a goal to have board meetings on the 2nd Monday of each calendar month. This calendar year, there are several deviations from the 2nd Monday. Notable changes for the 2024 board calendar year are

Date Alterations-

- March meeting is moved to the 1st Monday due to conflict with NAFIS spring legislative conference.
- Budget Adoption – Requires two meetings
 - Monday, June 10 - for the purpose of budget adoption. The first reading of the budget has the requirement of including the California State Budget May Revision numbers. The Governor’s May revision must be provided by May 15 of the year. Thus, the presented LCAP first reading will include current budget figures for the coming fiscal year.
 - Friday, June 14 – only board item will be the approval of the budget and LCAP.
- October board meeting is adjusted due to the contractual holiday and District closure in observance of Columbus Day.
- November board meeting is adjusted due to Veteran’s Day.
- December board meeting – During an election year, the education code requires holding Organizational meetings within a 15-day window following the 2nd Friday of the month.

Board Meeting Times

- For the 2024 calendar year, unless otherwise noted, the start of open session for the board meetings will begin at 6:00 PM. Closed session will commence at 5:30 PM.

Board Dates for 2024

Meeting Date	Time	Notes	Meeting Alteration Reason
January 8, 2024	6:00 PM	2 nd Monday	
February 12, 2024	6:00 PM	2 nd Monday	
March 4, 2024	6:00 PM	1 st Monday	Conflicting date with NAFIS spring meeting in DC
April 8, 2024	6:00 PM	2 nd Monday	
May 13, 2024	6:00 PM	2 nd Monday	
June 10, 2024	6:00 PM	2 nd Monday	LCAP & Budget First reading
June 14, 2024	12:00 PM	*Friday	LCAP & Budget Second Reading & Adoption
July 8, 2024	6:00 PM	2 nd Monday	
August 12, 2024	6:00 PM	2 nd Monday	
September 9, 2024	6:00 PM	2 nd Monday	
October 21, 2023	6:00 PM	3 rd Monday	Due to contractual local holiday
November 18, 2023	6:00 PM	3 rd Monday	Due to Veteran’s Day
December 16, 2023	6:00 PM	3 rd Monday	Due to Ed Code 35143 regulations